SC Annual School Report Card Summary

Lakewood High
Sumter 2
Grades: 9-12 **Enrollment: 1,261**
Principal: Sherril P. Ray
Superintendent: Dr. J. Frank Baker
Board Chair: Mr. Larry Addison

PERFORMANCE

Comprehensive detail, including definitions of ratings, performance criteria, and explanations of status, is available on www.ed.sc.gov and www.eoc.sc.gov as well as school and school district websites. Printed versions are available from school districts upon request.

YEAR	ABSOLUTE RATING	GROWTH RATING	PALMETTO GOLD AND SILVER AWARD		AYP STATUS	NCLB IMPROVEMENT STATUS
			General Performance	Closing the Gap		
2009	Good	Good	TBD	TBD	Not Met	N/A
2008	Average	Excellent	Gold	Silver	Met	N/A
2007	Below Average	At-Risk	N/A	N/A	Not Met	N/A

ABSOLUTE RATINGS OF HIGH SCHOOLS WITH STUDENTS LIKE OURS*

EXCELLENT	GOOD	AVERAGE	BELOW AVERAGE	AT-RISK
3	3	9	5	5

** Ratings are calculated with data available by 03/23/2010. Schools with Students Like Ours are High Schools with Poverty Indices of no more than 5% above or below the index for this school.*

HIGH SCHOOL ASSESSMENT PROGRAM(HSAP) EXAM PASSAGE RATE(%): SECOND YEAR STUDENTS

	Our High School		High Schools with Students Like Ours	
	2008	2009	2008	2009
Passed 2 subtests (%)	73.5%	67.3%	73.4%	65.1%
Passed 1 subtest (%)	16.5%	19.4%	14.0%	17.5%
Passed no subtests (%)	10.1%	13.3%	12.6%	17.4%

HSAP PASSAGE RATE (%) BY SPRING 2009

	Our High School	High Schools with Students Like Ours
Passage Rate	93.3%	90.1%

ON-TIME GRADUATION RATE

	Our High School	High Schools with Students Like Ours
Number of students	338	202
Number of Diplomas	273	139
Rate (%)	80.8%	68.4%

END OF COURSE TESTS - 2009

% of students scoring 70 or above on:	Our High School	High Schools with Students Like Ours
Algebra 1/Math for the Technologies 2	50.4%	58.7%
English 1	47.0%	52.4%
Physical Science	44.8%	39.9%
US History and the Constitution	40.3%	25.8%
All Tests	45.6%	43.6%

NAEP PERFORMANCE*

** Performance reported for SC and nation, data not available at school level. Percentages at NAEP Achievement Levels.*







SC PERFORMANCE GOAL

2010 Goal:
By 2010, SC's student achievement will be ranked in the top half of the states nationally. To achieve this goal, we must become one of the fastest improving systems in the country.

2020 Vision:
By 2020 all students will graduate with the knowledge and skills necessary to compete successfully in the global economy, participate in a democratic society and contribute positively as members of families and communities.

Abbreviations Key
N/A Not Applicable **N/AV** Not Available **N/C** Not Collected **N/R** Not Reported **I/S** Insufficient Sample **TBD** To be determined
NI Newly Identified **CSI** Continuing School Improvement **CA** Corrective Action **RP** Plan to Restructure **R** Restructure **DELAY** School Improvement Status **HOLD** School Improvement Status

Lakewood High [Sumter 2]

SCHOOL PROFILE

	Our School	Change from Last Year	High Schools with Students Like Ours	Median High School
Students (n=1,261)				
Retention rate	0.6%	Up from 0.4%	6.0%	4.8%
Attendance rate	95.1%	Up from 94.7%	95.0%	95.5%
Eligible for gifted and talented	0.2%	Down from 5.4%	5.7%	9.2%
With disabilities other than speech	13.2%	Up from 13.1%	14.1%	12.6%
Older than usual for grade	8.6%	No Change	11.0%	8.6%
Out-of-school suspensions or expulsions for violent and/or criminal offenses	0.9%	Up from 0.3%	1.6%	1.2%
Enrolled in AP/IB programs	1.3%	Down from 2.9%	6.3%	13.2%
Successful on AP/IB exams	N/A	N/A	25.9%	55.6%
Eligible for LIFE Scholarship	30.9%	Up from 29.7%	27.7%	29.8%
Annual dropout rate	4.6%	Down from 4.8%	4.1%	3.5%
Career/technology students in co-curricular organizations	13.1%	Up from 12.7%	4.4%	3.0%
Enrollment in career/technology courses	886	Down from 979	497	523
Career/technology students attaining technical skills	85.3%	Up from 82.3%	76.1%	79.3%
Teachers (n=62)				
Teachers with advanced degrees	51.6%	Up from 48.3%	55.3%	58.6%
Continuing contract teachers	46.8%	Down from 50.0%	66.7%	71.6%
Teachers with emergency or provisional certificates	33.3%	Down from 34.0%	11.1%	8.1%
Teachers returning from previous year	77.4%	Up from 71.4%	82.3%	85.0%
Teacher attendance rate	95.9%	Up from 95.0%	95.2%	95.5%
Average teacher salary*	$42,842	Up 2.7%	$47,737	$47,761
Classes not taught by highly qualified teachers	16.8%	Down from 28.4%	8.0%	3.5%
Professional development days/teacher	12.2 days	Down from 13.2 days	11.4 days	10.8 days
School				
Principal's years at school	5.0	Up from 4.0	4.0	3.0
Student-teacher ratio in core subjects	37.8 to 1	Down from 38.4 to 1	23.2 to 1	26.1 to 1
Prime instructional time	90.2%	Up from 88.9%	89.2%	89.8%
Dollars spent per pupil**	$6,072	Up 4.3%	$9,388	$7,883
Percent of expenditures for teacher salaries**	36.2%	Down from 49.1%	53.2%	54.1%
Percent of expenditures for instruction**	59.5%	Up from 57.5%	59.5%	60.2%
Opportunities in the arts	Excellent	No Change	Excellent	Excellent
SACS accreditation	Yes	No Change	Yes	Yes
Parents attending conferences	85.5%	Up from 79.7%	89.4%	95.8%
Character development program	Excellent	Up from Good	Good	Good
% of AYP objectives met	55.0%	Down from 100.0%	57.5%	64.7%

* Length of contract = 185+ days.

** Prior year audited financial data available.

EVALUATION RESULTS

	Teachers	Students*	Parents*
Number of surveys returned	70	172	59
Percent satisfied with learning environment	81.2%	73.7%	81.8%
Percent satisfied with social and physical environment	88.6%	81.3%	73.7%
Percent satisfied with school-home relations	67.6%	81.8%	81.8%

*Only students at the highest high school grade level at this school and their parents were included.

Comprehensive detail, including definitions of ratings, performance criteria, and explanations of status, is available on **www.ed.sc.gov** and **www.eoc.sc.gov** as well as school and school district websites.

Printed versions are available from school districts upon request.

REPORT OF PRINCIPAL AND SCHOOL IMPROVEMENT COUNCIL

Lakewood High, a recipient of Palmetto Gold and Silver awards, has completed an extraordinary year, with students, faculty, and school organizations receiving recognition for superior achievements. Lakewood's theme for the year was "Navi-Gators: Following the Path to Excellence." As a result of the dedication and hard work of the students and staff, along with support of parents and community, we have had a very successful year.

We continue to emphasize rigor and relevance in the curriculum and are committed to providing each and every student with the highest-quality education as we challenge them to prepare themselves for the future. One of the avenues that we charted this year was the implementation of the "High Schools that Work" model. With one of its initiatives in mind, we revised the Gator 411 Program and added "mini" block to provide in-school time for tutoring, credit recovery, and test preparation. In addition, this time was used to enhance reading skills with the Self-Selected Reading program and to improve writing skills by using a variety of preselected and impromptu prompts.

Because students perform better when positive relationships with adults exist, developing good relationships with others within the school and outside in the community remains an important priority. The Gator Advisory Program (GAP), which gives each student another opportunity to interact with an adult staff member, has been enhanced. Using the homeroom setting for GAP gives students and staff a chance to get to know each other in an informal setting since students are not necessarily taught by their homeroom teachers. These monthly meetings continue to build strong and productive relationships.

Lakewood continues to strive for academic excellence while offering a comprehensive extracurricular program to provide opportunities for students to develop and enhance special talents and abilities. The Freshman Academy continues to provide a comfortable transition and support for ninth grade students as they enter their first year of high school. We also continued our laptop initiative, which provided a laptop to all freshman and sophomore students. In addition, approximately half of the faculty has a Promethean board in the classroom. Technology for our students and staff continues to be a high priority at Lakewood.

Lakewood High School is an educational environment where students are given high expectations and provided with support to achieve success academically and socially. Lakewood High depends on the total involvement of the students, staff, parents, and the community as we continue to follow the path to excellence.

Sherril Ray, Principal
Gerlies McCrea, School Improvement Council Chair

Abbreviations Key

N/A Not Applicable **N/AV** Not Available **N/C** Not Collected **N/R** Not Reported **I/S** Insufficient Sample **TBD** To be determined
NI Newly Identified **CSI** Continuing School Improvement **CA** Corrective Action **RP** Plan to Restructure **R** Restructure **DELAY** School Improvement Status **HOLD** School Improvement Status