

SC Annual School Report Card Summary

Liberty High
 Pickens
 Grades: 9-12 Enrollment: 682
 Principal: Randy S. Gilstrap
 Superintendent: Dr. Henry Hunt
 Board Chair: Jim Shelton

PERFORMANCE

Comprehensive detail, including definitions of ratings, performance criteria, and explanations of status, is available on www.ed.sc.gov and www.eoc.sc.gov as well as school and school district websites. Printed versions are available from school districts upon request.

YEAR	ABSOLUTE RATING	GROWTH RATING	PALMETTO GOLD AND SILVER AWARD		AYP STATUS	NCLB IMPROVEMENT STATUS
			General Performance	Closing the Gap		
2009	Average	Good	TBD	TBD	Not Met	N/A
2008	Average	At-Risk	N/A	N/A	Not Met	N/A
2007	Good	Average	N/A	N/A	Not Met	N/A

ABSOLUTE RATINGS OF HIGH SCHOOLS WITH STUDENTS LIKE OURS*

EXCELLENT	GOOD	AVERAGE	BELOW AVERAGE	AT-RISK
0	8	25	1	0

*Ratings are calculated with data available by 03/23/2010. Schools with Students Like Ours are High Schools with Poverty Indices of no more than 5% above or below the index for this school.

HIGH SCHOOL ASSESSMENT PROGRAM(HSAP) EXAM PASSAGE RATE(%): SECOND YEAR STUDENTS

	Our High School		High Schools with Students Like Ours	
	2008	2009	2008	2009
Passed 2 subtests (%)	80.7%	74.4%	81.4%	75.4%
Passed 1 subtest (%)	8.1%	12.5%	10.3%	13.2%
Passed no subtests (%)	11.2%	13.1%	8.6%	11.3%

HSAP PASSAGE RATE (%) BY SPRING 2009

	Our High School	High Schools with Students Like Ours
Passage Rate	96.8%	93.6%

ON-TIME GRADUATION RATE

	Our High School	High Schools with Students Like Ours
Number of students	181	286
Number of Diplomas	139	207
Rate (%)	76.8%	73.9%

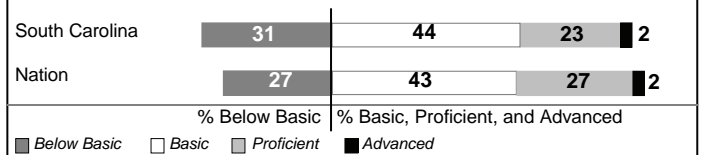
END OF COURSE TESTS - 2009

% of students scoring 70 or above on:	Our High School	High Schools with Students Like Ours
Algebra 1/Math for the Technologies 2	75.6%	72.7%
English 1	68.6%	62.2%
Physical Science	44.7%	55.9%
US History and the Constitution	36.2%	40.0%
All Tests	57.2%	56.9%

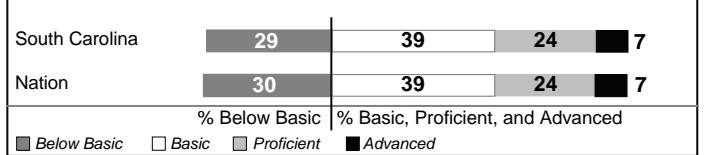
NAEP PERFORMANCE*

* Performance reported for SC and nation, data not available at school level. Percentages at NAEP Achievement Levels.


READING – GRADE 8 (2007)



MATH – GRADE 8 (2007)



SCIENCE – GRADE 8 (2005)



SC PERFORMANCE GOAL

2010 Goal:

By 2010, SC's student achievement will be ranked in the top half of the states nationally. To achieve this goal, we must become one of the fastest improving systems in the country.

2020 Vision:

By 2020 all students will graduate with the knowledge and skills necessary to compete successfully in the global economy, participate in a democratic society and contribute positively as members of families and communities.

Abbreviations Key

N/A Not Applicable N/AV Not Available N/C Not Collected N/R Not Reported I/S Insufficient Sample TBD To be determined
 NI Newly Identified CSI Continuing School Improvement CA Corrective Action RP Plan to Restructure R Restructure DELAY School Improvement Status HOLD School Improvement Status

Liberty High [Pickens]

SCHOOL PROFILE

	Our School	Change from Last Year	High Schools with Students Like Ours	Median High School
Students (n=682)				
Retention rate	4.0%	Up from 2.9%	4.7%	4.8%
Attendance rate	94.0%	Up from 93.1%	95.0%	95.5%
Eligible for gifted and talented	1.8%	Down from 7.3%	12.4%	9.2%
With disabilities other than speech	14.7%	Down from 16.1%	13.2%	12.6%
Older than usual for grade	10.9%	Up from 10.1%	8.4%	8.6%
Out-of-school suspensions or expulsions for violent and/or criminal offenses	1.0%	Down from 2.2%	1.3%	1.2%
Enrolled in AP/IB programs	13.1%	Up from 8.2%	14.3%	13.2%
Successful on AP/IB exams	40.5%	Up from 31.7%	53.0%	55.6%
Eligible for LIFE Scholarship	63.8%	Down from 65.0%	31.2%	29.8%
Annual dropout rate	5.5%	Down from 6.6%	4.1%	3.5%
Career/technology students in co-curricular organizations	0.0%	Down from 1.5%	3.0%	3.0%
Enrollment in career/technology courses	381	Down from 423	679	523
Career/technology students attaining technical skills	83.0%	Up from 79.4%	78.8%	79.3%
Teachers (n=44)				
Teachers with advanced degrees	68.2%	Up from 60.9%	60.9%	58.6%
Continuing contract teachers	75.0%	Down from 80.4%	76.1%	71.6%
Teachers with emergency or provisional certificates	5.0%	Down from 7.3%	5.6%	8.1%
Teachers returning from previous year	83.5%	Down from 87.1%	86.3%	85.0%
Teacher attendance rate	96.3%	Up from 96.2%	95.6%	95.5%
Average teacher salary*	\$48,217	Up 3.2%	\$48,173	\$47,761
Classes not taught by highly qualified teachers	0.9%	Down from 1.9%	3.1%	3.5%
Professional development days/teacher	14.1 days	Up from 11.6 days	11.3 days	10.8 days
School				
Principal's years at school	13.0	Up from 12.0	3.0	3.0
Student-teacher ratio in core subjects	31.0 to 1	Up from 26.7 to 1	27.1 to 1	26.1 to 1
Prime instructional time	90.1%	Up from 87.3%	89.9%	89.8%
Dollars spent per pupil**	\$7,878	Up 0.5%	\$7,472	\$7,883
Percent of expenditures for teacher salaries**	55.6%	Up from 54.1%	54.6%	54.1%
Percent of expenditures for instruction**	58.1%	Down from 59.0%	60.3%	60.2%
Opportunities in the arts	Excellent	No Change	Excellent	Excellent
SACS accreditation	Yes	No Change	Yes	Yes
Parents attending conferences	87.5%	Up from 83.1%	96.4%	95.8%
Character development program	Average	No Change	Good	Good
% of AYP objectives met	76.9%	Down from 92.3%	66.7%	64.7%

* Length of contract = 185+ days.

** Prior year audited financial data available.

EVALUATION RESULTS

	Teachers	Students*	Parents*
Number of surveys returned	46	73	23
Percent satisfied with learning environment	91.1%	84.9%	77.3%
Percent satisfied with social and physical environment	95.7%	83.6%	77.3%
Percent satisfied with school-home relations	73.9%	81.9%	82.6%

*Only students at the highest high school grade level at this school and their parents were included.

Comprehensive detail, including definitions of ratings, performance criteria, and explanations of status, is available on www.ed.sc.gov and www.eoc.sc.gov as well as school and school district websites.

Printed versions are available from school districts upon request.

REPORT OF PRINCIPAL AND SCHOOL IMPROVEMENT COUNCIL

REPORT OF PRINCIPAL AND SCHOOL IMPROVEMENT COUNCIL

Founded in 1897, Liberty High School is a 9-12 school, serving a diverse population of students. We believe that we are to prepare all students to be adaptive and productive citizens through emphasis on academic excellence, career preparation, and life-long learning in a safe and caring environment. Liberty High School offers tech prep, college prep, honors, dual enrollment, and Advance Placement courses. Liberty High School has been a model school in implementing the state of South Carolina's new Education Economic Development Act (EEDA). We have been the leader in our district for using the new Individual Graduation Plan (IGP) system to advise students on career pathways. Club One is now part of the culture here at LHS. This is a comprehensive teacher/student advisory system that exposes students to career, social, character, and academic skills. The 2008-2009 school year saw many new programs implemented as a result of preparation for a technical visit in 2009 by the High Schools That Work site evaluation team and the Southern Regional Education Board. HSTW is a major network of middle and high schools that provide support for school improvement initiatives.

Our accomplishments for the 2008-2009 school year are the following:

- Full implementation of Club One (advisory system).
- Embracing the Key Practices for High Schools That Work.
- Continuation of technology upgrade.

- Completion of over 300 hours of service learning through Civic Responsibility, Beta Club and Youth in Government, Life Force, JROTC, Athletic Teams, and Student Government.

- Continuing satellite school for trainable, orthopedic, and profoundly mentally disabled students.

- Implementation of the Teacher Training Program for the students district-wide that are interested in the teaching profession.

- Partnership with Liberty Elementary School on the 21st Century Schools grant

- Competitive Cheer Team won a 3rd consecutive State Championships.

- Increase in number of students in dual-enrollment with Tri-County Tech.

- 11th and 12th graders took advantage of the LHS college tour program.

- Club One Olympics

- Use of virtual/online learning tools in many LHS classes (blogs, online quizzes, document submissions, etc.)

Liberty's Accomplishments are further enhanced by the fact that more than half the faculty and staff have been employed with Liberty High School for more than 10 years. Further, our faculty and staff support the idea that through example and encouragement, we cultivate individual learners.

Jan Whitworth, SIC Chairperson

Randy Gilstrap, Principal

Abbreviations Key

N/A Not Applicable N/AV Not Available N/C Not Collected N/R Not Reported I/S Insufficient Sample TBD To be determined

NI Newly Identified CSI Continuing School Improvement CA Corrective Action RP Plan to Restructure R Restructure DELAY School Improvement Status HOLD School Improvement Status