

SC Annual School Report Card Summary

Southside High
Greenville
Grades: 9-12 **Enrollment: 1,013**
Principal: Carlos Brooks
Superintendent: Dr. Phinnize J. Fisher
Board Chair: Megan Hickerson

PERFORMANCE

Comprehensive detail, including definitions of ratings, performance criteria, and explanations of status, is available on www.ed.sc.gov and www.eoc.sc.gov as well as school and school district websites. Printed versions are available from school districts upon request.

YEAR	ABSOLUTE RATING	GROWTH RATING	PALMETTO GOLD AND SILVER AWARD		AYP STATUS	NCLB IMPROVEMENT STATUS
			General Performance	Closing the Gap		
2009	At-Risk	At-Risk	TBD	TBD	Not Met	N/A
2008	Below Average	Excellent	Gold	Silver	Not Met	N/A
2007	At-Risk	At-Risk	N/A	N/A	Not Met	N/A

ABSOLUTE RATINGS OF HIGH SCHOOLS WITH STUDENTS LIKE OURS*

EXCELLENT	GOOD	AVERAGE	BELOW AVERAGE	AT-RISK
1	8	21	4	1

*Ratings are calculated with data available by 03/23/2010. Schools with Students Like Ours are High Schools with Poverty Indices of no more than 5% above or below the index for this school.

HIGH SCHOOL ASSESSMENT PROGRAM(HSAP) EXAM PASSAGE RATE(%): SECOND YEAR STUDENTS

	Our High School		High Schools with Students Like Ours	
	2008	2009	2008	2009
Passed 2 subtests (%)	65.6%	63.6%	78.1%	74.5%
Passed 1 subtest (%)	20.6%	15.4%	12.0%	13.3%
Passed no subtests (%)	13.8%	20.9%	10.0%	12.2%

HSAP PASSAGE RATE (%) BY SPRING 2009

	Our High School	High Schools with Students Like Ours
Passage Rate	83.7%	93.4%

ON-TIME GRADUATION RATE

	Our High School	High Schools with Students Like Ours
Number of students	225	238
Number of Diplomas	154	176
Rate (%)	68.4%	75.0%

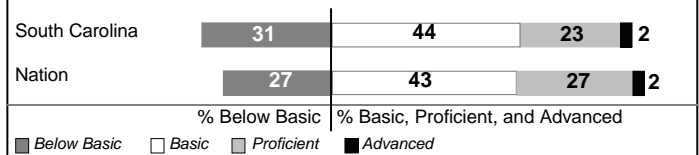
END OF COURSE TESTS - 2009

% of students scoring 70 or above on:	Our High School	High Schools with Students Like Ours
Algebra 1/Math for the Technologies 2	36.1%	68.4%
English 1	31.5%	56.7%
Physical Science	38.1%	44.9%
US History and the Constitution	38.3%	34.1%
All Tests	36.2%	50.0%


NAEP PERFORMANCE*

* Performance reported for SC and nation, data not available at school level. Percentages at NAEP Achievement Levels.


READING – GRADE 8 (2007)



MATH – GRADE 8 (2007)



SCIENCE – GRADE 8 (2005)



SC PERFORMANCE GOAL

2010 Goal:

By 2010, SC's student achievement will be ranked in the top half of the states nationally. To achieve this goal, we must become one of the fastest improving systems in the country.

2020 Vision:

By 2020 all students will graduate with the knowledge and skills necessary to compete successfully in the global economy, participate in a democratic society and contribute positively as members of families and communities.

Abbreviations Key

N/A Not Applicable N/AV Not Available N/C Not Collected N/R Not Reported I/S Insufficient Sample TBD To be determined
 NI Newly Identified CSI Continuing School Improvement CA Corrective Action RP Plan to Restructure R Restructure DELAY School Improvement Status HOLD School Improvement Status

Southside High [Greenville]

SCHOOL PROFILE

	Our School	Change from Last Year	High Schools with Students Like Ours	Median High School
Students (n=1,013)				
Retention rate	7.2%	Down from 9.8%	4.3%	4.8%
Attendance rate	94.6%	Down from 95.1%	95.0%	95.5%
Eligible for gifted and talented	6.7%	Up from 2.9%	9.3%	9.2%
With disabilities other than speech	13.7%	Down from 14.5%	13.7%	12.6%
Older than usual for grade	10.5%	Down from 12.3%	9.1%	8.6%
Out-of-school suspensions or expulsions for violent and/or criminal offenses	0.1%	Down from 0.5%	0.6%	1.2%
Enrolled in AP/IB programs	33.7%	Up from 29.8%	8.6%	13.2%
Successful on AP/IB exams	67.8%	Up from 60.5%	51.3%	55.6%
Eligible for LIFE Scholarship	19.0%	Down from 21.3%	29.1%	29.8%
Annual dropout rate	5.8%	No Change	4.2%	3.5%
Career/technology students in co-curricular organizations	0.0%	No Change	5.7%	3.0%
Enrollment in career/technology courses	331	Down from 337	493	523
Career/technology students attaining technical skills	74.5%	Up from 56.5%	81.9%	79.3%
Teachers (n=65)				
Teachers with advanced degrees	56.9%	Up from 43.9%	55.9%	58.6%
Continuing contract teachers	63.1%	Up from 50.0%	76.6%	71.6%
Teachers with emergency or provisional certificates	20.0%	Down from 27.1%	8.2%	8.1%
Teachers returning from previous year	79.6%	Up from 75.0%	85.6%	85.0%
Teacher attendance rate	95.4%	Up from 94.6%	95.5%	95.5%
Average teacher salary*	\$45,718	Up 3.8%	\$47,757	\$47,761
Classes not taught by highly qualified teachers	5.1%	Down from 15.7%	3.6%	3.5%
Professional development days/teacher	7.1 days	Down from 14.2 days	11.8 days	10.8 days
School				
Principal's years at school	1.0	Down from 5.0	5.0	3.0
Student-teacher ratio in core subjects	25.4 to 1	Up from 24.0 to 1	26.5 to 1	26.1 to 1
Prime instructional time	89.7%	Up from 88.1%	89.6%	89.8%
Dollars spent per pupil**	\$7,272	Up 13.9%	\$7,880	\$7,883
Percent of expenditures for teacher salaries**	54.1%	No Change	54.2%	54.1%
Percent of expenditures for instruction**	57.9%	Down from 61.6%	59.1%	60.2%
Opportunities in the arts	Good	Up from Fair	Excellent	Excellent
SACS accreditation	Yes	No Change	Yes	Yes
Parents attending conferences	99.9%	Down from 100.0%	95.9%	95.8%
Character development program	Average	No Change	Good	Good
% of AYP objectives met	64.7%	Down from 88.2%	64.7%	64.7%

* Length of contract = 185+ days.

** Prior year audited financial data available.

REPORT OF PRINCIPAL AND SCHOOL IMPROVEMENT COUNCIL

Southside High School has had a banner year academically and athletically. Among our many accomplishments this year, the graduating class of 2009 amassed close to six million dollars in scholarship money. Our 168 graduates will be attending some of the finest post secondary educational institutions in the country.

A brief recap of our year includes three state championships and one national championship. On March 7, 2009, our students placed first at the South Carolina Class 2-A Academic Bowl Championship, finished as the top overall winner at the Forensic State Championships, marched to a first place finish at the South Carolina State University Drill Meet competition, and defeated Mullins High School in the South Carolina 2-A basketball championship game, winning the school's second consecutive basketball title. These accomplishments were attained in a twelve hour time span. In addition to the state championships compiled by our students during the 2008-2009 school year, our AFJROTC program won the school's first National Title in Demilitarized Drill Competition in Birmingham, Alabama.

For the third consecutive year, Southside High School has produced the student of the year for Greenville County Schools. As we continue to "Create a Common School Culture of Excellence," our goal remains to meet our students where they are academically, socially, and emotionally and move them forward as they become well-rounded student athletes that make positive contributions to our community.

Carlos Brooks, Principal
Nigel Darrington, SIC Chairperson

EVALUATION RESULTS

	Teachers	Students*	Parents*
Number of surveys returned	69	162	51
Percent satisfied with learning environment	82.6%	70.4%	77.6%
Percent satisfied with social and physical environment	88.4%	84.4%	62.7%
Percent satisfied with school-home relations	66.7%	85.4%	76.5%

*Only students at the highest high school grade level at this school and their parents were included.

Comprehensive detail, including definitions of ratings, performance criteria, and explanations of status, is available on www.ed.sc.gov and www.eoc.sc.gov as well as school and school district websites.

Printed versions are available from school districts upon request.

Abbreviations Key

N/A Not Applicable N/AV Not Available N/C Not Collected N/R Not Reported I/S Insufficient Sample TBD To be determined

NI Newly Identified CSI Continuing School Improvement CA Corrective Action RP Plan to Restructure R Restructure DELAY School Improvement Status HOLD School Improvement Status