

SC Annual School Report Card Summary

**Mauldin High
Greenville**
Grades: 9-12 **Enrollment: 2,164**
Principal: Ann Miller
Superintendent: Dr. Phinnize J. Fisher
Board Chair: Megan Hickerson

PERFORMANCE

Comprehensive detail, including definitions of ratings, performance criteria, and explanations of status, is available on www.ed.sc.gov and www.eoc.sc.gov as well as school and school district websites. Printed versions are available from school districts upon request.

YEAR	ABSOLUTE RATING	GROWTH RATING	PALMETTO GOLD AND SILVER AWARD		AYP STATUS	NCLB IMPROVEMENT STATUS
			General Performance	Closing the Gap		
2009	Excellent	Good	TBD	TBD	Not Met	N/A
2008	Good	Good	Silver	Gold	Not Met	N/A
2007	Good	At-Risk	N/A	N/A	Not Met	N/A

ABSOLUTE RATINGS OF HIGH SCHOOLS WITH STUDENTS LIKE OURS*

EXCELLENT	GOOD	AVERAGE	BELOW AVERAGE	AT-RISK
5	0	0	0	0

*Ratings are calculated with data available by 03/23/2010. Schools with Students Like Ours are High Schools with Poverty Indices of no more than 5% above or below the index for this school.

HIGH SCHOOL ASSESSMENT PROGRAM(HSAP) EXAM PASSAGE RATE(%): SECOND YEAR STUDENTS

	Our High School		High Schools with Students Like Ours	
	2008	2009	2008	2009
Passed 2 subtests (%)	87.9%	86.9%	93.6%	89.3%
Passed 1 subtest (%)	7.8%	7.1%	4.4%	6.2%
Passed no subtests (%)	4.3%	6.0%	3.3%	4.5%

HSAP PASSAGE RATE (%) BY SPRING 2009

	Our High School	High Schools with Students Like Ours
Passage Rate	93.7%	97.9%

ON-TIME GRADUATION RATE

	Our High School	High Schools with Students Like Ours
Number of students	548	487
Number of Diplomas	462	412
Rate (%)	84.3%	86.2%


END OF COURSE TESTS - 2009

% of students scoring 70 or above on:	Our High School	High Schools with Students Like Ours
Algebra 1/Math for the Technologies 2	83.5%	85.4%
English 1	80.2%	82.4%
Physical Science	65.0%	74.0%
US History and the Constitution	66.3%	65.8%
All Tests	72.4%	76.3%

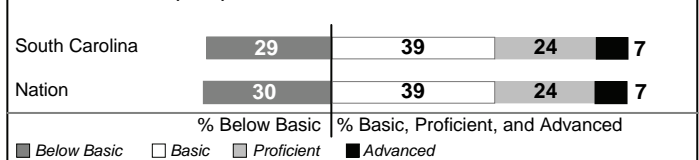
NAEP PERFORMANCE*

* Performance reported for SC and nation, data not available at school level. Percentages at NAEP Achievement Levels.


READING – GRADE 8 (2007)



MATH – GRADE 8 (2007)



SCIENCE – GRADE 8 (2005)



SC PERFORMANCE GOAL

2010 Goal:

By 2010, SC's student achievement will be ranked in the top half of the states nationally. To achieve this goal, we must become one of the fastest improving systems in the country.

2020 Vision:

By 2020 all students will graduate with the knowledge and skills necessary to compete successfully in the global economy, participate in a democratic society and contribute positively as members of families and communities.

Abbreviations Key

N/A Not Applicable N/AV Not Available N/C Not Collected N/R Not Reported I/S Insufficient Sample TBD To be determined
 NI Newly Identified CSI Continuing School Improvement CA Corrective Action RP Plan to Restructure R Restructure DELAY School Improvement Status HOLD School Improvement Status

Mauldin High [Greenville]

SCHOOL PROFILE

	Our School	Change from Last Year	High Schools with Students Like Ours	Median High School
Students (n=2,164)				
Retention rate	3.5%	Down from 4.4%	3.2%	4.8%
Attendance rate	96.5%	No Change	96.5%	95.5%
Eligible for gifted and talented	13.9%	Up from 5.8%	21.3%	9.2%
With disabilities other than speech	8.7%	Down from 9.1%	8.8%	12.6%
Older than usual for grade	4.3%	Up from 4.1%	4.3%	8.6%
Out-of-school suspensions or expulsions for violent and/or criminal offenses	0.5%	Down from 2.7%	0.6%	1.2%
Enrolled in AP/IB programs	29.9%	Up from 25.6%	34.8%	13.2%
Successful on AP/IB exams	70.6%	Up from 68.8%	67.9%	55.6%
Eligible for LIFE Scholarship	36.0%	Up from 34.4%	42.7%	29.8%
Annual dropout rate	1.8%	Down from 2.2%	0.7%	3.5%
Career/technology students in co-curricular organizations	0.0%	No Change	1.0%	3.0%
Enrollment in career/technology courses	983	Down from 1055	983	523
Career/technology students attaining technical skills	83.9%	Up from 81.2%	84.1%	79.3%
Teachers (n=118)				
Teachers with advanced degrees	55.9%	Up from 50.8%	70.0%	58.6%
Continuing contract teachers	72.9%	Up from 71.4%	78.0%	71.6%
Teachers with emergency or provisional certificates	3.0%	Down from 5.7%	3.0%	8.1%
Teachers returning from previous year	78.8%	Down from 80.1%	88.2%	85.0%
Teacher attendance rate	95.2%	Down from 95.8%	95.2%	95.5%
Average teacher salary*	\$44,424	Up 4.7%	\$48,494	\$47,761
Classes not taught by highly qualified teachers	5.1%	Up from 5.0%	3.3%	3.5%
Professional development days/teacher	6.9 days	Down from 7.6 days	11.5 days	10.8 days
School				
Principal's years at school	5.0	Up from 4.0	5.0	3.0
Student-teacher ratio in core subjects	29.7 to 1	Up from 28.4 to 1	28.0 to 1	26.1 to 1
Prime instructional time	91.7%	Down from 91.8%	91.1%	89.8%
Dollars spent per pupil**	\$5,181	Up 8.1%	\$7,162	\$7,883
Percent of expenditures for teacher salaries**	56.5%	Down from 58.4%	56.6%	54.1%
Percent of expenditures for instruction**	61.1%	Down from 62.1%	61.2%	60.2%
Opportunities in the arts	Excellent	No Change	Excellent	Excellent
SACS accreditation	Yes	No Change	Yes	Yes
Parents attending conferences	100.0%	Up from 99.4%	98.3%	95.8%
Character development program	Below Average	No Change	Excellent	Good
% of AYP objectives met	84.0%	Down from 87.5%	76.5%	64.7%

* Length of contract = 185+ days.

** Prior year audited financial data available.

EVALUATION RESULTS

	Teachers	Students*	Parents*
Number of surveys returned	122	365	149
Percent satisfied with learning environment	95.1%	79.2%	81.8%
Percent satisfied with social and physical environment	96.7%	82.9%	81.4%
Percent satisfied with school-home relations	98.3%	87.0%	76.0%

*Only students at the highest high school grade level at this school and their parents were included.

Comprehensive detail, including definitions of ratings, performance criteria, and explanations of status, is available on www.ed.sc.gov and www.eoc.sc.gov as well as school and school district websites.

Printed versions are available from school districts upon request.

REPORT OF PRINCIPAL AND SCHOOL IMPROVEMENT COUNCIL

As a result of dedication and hard work by our many stakeholders, Mauldin High School created a culture of collaboration, which led to a highly successful 2008-2009 school year.

Academically, Mauldin High School continues a tradition of excellence. The class of 2009 received record-setting amount of scholarships, totaling over \$26,000,000 awarded. Thirty-four seniors were named Palmetto Fellows, and thirty-five graduated with South Carolina Academic Honors. In 2009, more than one thousand Advanced Placement exams were taken by Mauldin High students, and over one hundred students were named Advanced Placement Scholars with Honors and Distinction. Our AP program's success can be attributed to an accomplished faculty; among these is AP Calculus teacher Kay Autrey, who received the 2008-09 Siemens Award for Advanced Placement from the College Board. Our strong academic program is supported by a dedicated staff that includes guidance and career specialists who met with each student individually to create a graduation plan this year. Students had opportunities to explore careers through Project Lead the Way, a specialized engineering program. Mauldin's PLTW program was certified this year, which will allow our students to receive college credit for their classes. Our Teacher Cadets had career-exploratory opportunities, and in the fall of 2008 held the first District Teacher Cadet Conference offered in SC. Our upper-level world language students taught Spanish to elementary students in our community, and Service Learning students provided sixty hours of time each week, working in the Greenville County Big Brother-Big Sister Program in addition to the many service projects they conducted. In athletics, the Girls Swim Team and Girls Varsity Soccer Team won 2008-09 State Championships; Girls Tennis and Boys Swim Teams were State Runners-Up. Additionally, five athletic teams won region championships. Seventeen student athletes signed to play college athletics in the fall of 2009 after graduating from Mauldin High. Two coaches received regional and state coaches of the year awards, and many of our student athletes received regional and state accolades.

Our School Improvement Council received Honorable Mention for the 2008-09 Riley SIC Award, recognized for increasing our presence within the community by issuing decals with the MHS logo to community members; placed on store windows and on cars, these became a pervasive display of support for our school within the community. The Mauldin High School PTSA volunteers logged over 55,000 volunteer hours for the school year. On any given day in 2008-09, Mauldin had ten to fifteen volunteers working throughout the school as aides, classroom speakers, and tutors.

The cooperative endeavors of Mauldin High School stakeholders support our vision statement: the administration, faculty, and staff of Mauldin High School, in conjunction with the students, their families, and the community, shall provide every student the opportunity, challenge, and support to realize his or her potential and the ability to assume a productive role in a democratic society. This shared vision is what made Mauldin High School successful in 2008-09.

Ann Miller, Principal
Mike Garino, SIC Chair

Abbreviations Key

N/A Not Applicable N/AV Not Available N/C Not Collected N/R Not Reported I/S Insufficient Sample TBD To be determined

NI Newly Identified CSI Continuing School Improvement CA Corrective Action RP Plan to Restructure R Restructure DELAY School Improvement Status HOLD School Improvement Status