

SC Annual School Report Card Summary

**Strom Thurmond High
Edgefield**
Grades: 9-12 Enrollment: 901
Principal: Matthew T. Schilit
Superintendent: Dr. Mary Rice-Crenshaw
Board Chair: Sallie B. Cooks

PERFORMANCE

Comprehensive detail, including definitions of ratings, performance criteria, and explanations of status, is available on www.ed.sc.gov and www.eoc.sc.gov as well as school and school district websites. Printed versions are available from school districts upon request.

YEAR	ABSOLUTE RATING	GROWTH RATING	PALMETTO GOLD AND SILVER AWARD		AYP STATUS	NCLB IMPROVEMENT STATUS
			General Performance	Closing the Gap		
2009	Average	At-Risk	TBD	TBD	Not Met	N/A
2008	Good	Excellent	Gold	Gold	Not Met	N/A
2007	Below Average	Below Average	N/A	N/A	Not Met	N/A

ABSOLUTE RATINGS OF HIGH SCHOOLS WITH STUDENTS LIKE OURS*

EXCELLENT	GOOD	AVERAGE	BELOW AVERAGE	AT-RISK
1	7	20	6	1

*Ratings are calculated with data available by 03/23/2010. Schools with Students Like Ours are High Schools with Poverty Indices of no more than 5% above or below the index for this school.

HIGH SCHOOL ASSESSMENT PROGRAM(HSAP) EXAM PASSAGE RATE(%): SECOND YEAR STUDENTS

	Our High School		High Schools with Students Like Ours	
	2008	2009	2008	2009
Passed 2 subtests (%)	76.3%	77.2%	76.5%	73.1%
Passed 1 subtest (%)	12.3%	7.5%	12.5%	14.0%
Passed no subtests (%)	11.4%	15.4%	11.1%	12.9%

HSAP PASSAGE RATE (%) BY SPRING 2009

	Our High School	High Schools with Students Like Ours
Passage Rate	90.6%	93.2%

ON-TIME GRADUATION RATE

	Our High School	High Schools with Students Like Ours
Number of students	273	222
Number of Diplomas	180	167
Rate (%)	65.9%	75.8%

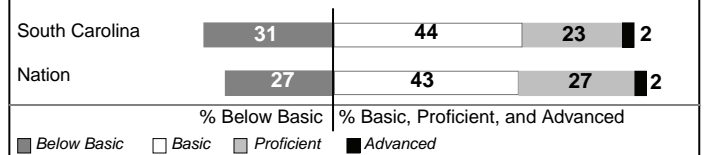
END OF COURSE TESTS - 2009

% of students scoring 70 or above on:	Our High School	High Schools with Students Like Ours
Algebra 1/Math for the Technologies 2	73.8%	66.6%
English 1	59.0%	54.8%
Physical Science	55.9%	42.6%
US History and the Constitution	27.0%	31.4%
All Tests	52.5%	48.2%

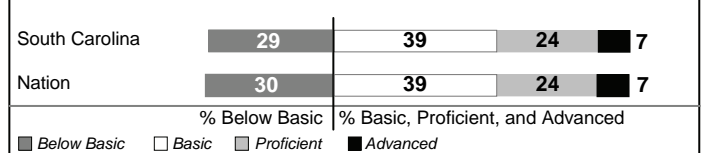
NAEP PERFORMANCE*

* Performance reported for SC and nation, data not available at school level. Percentages at NAEP Achievement Levels.


READING – GRADE 8 (2007)



MATH – GRADE 8 (2007)



SCIENCE – GRADE 8 (2005)



SC PERFORMANCE GOAL

2010 Goal:

By 2010, SC's student achievement will be ranked in the top half of the states nationally. To achieve this goal, we must become one of the fastest improving systems in the country.

2020 Vision:

By 2020 all students will graduate with the knowledge and skills necessary to compete successfully in the global economy, participate in a democratic society and contribute positively as members of families and communities.

Abbreviations Key

N/A Not Applicable N/AV Not Available N/C Not Collected N/R Not Reported I/S Insufficient Sample TBD To be determined
 NI Newly Identified CSI Continuing School Improvement CA Corrective Action RP Plan to Restructure R Restructure DELAY School Improvement Status HOLD School Improvement Status

Strom Thurmond High [Edgefield]

SCHOOL PROFILE

	Our School	Change from Last Year	High Schools with Students Like Ours	Median High School
Students (n=901)				
Retention rate	3.1%	Down from 4.4%	5.5%	4.8%
Attendance rate	97.1%	Down from 97.8%	94.8%	95.5%
Eligible for gifted and talented	0.0%	No Change	10.3%	9.2%
With disabilities other than speech	17.2%	Down from 18.3%	13.5%	12.6%
Older than usual for grade	10.5%	Down from 11.9%	10.4%	8.6%
Out-of-school suspensions or expulsions for violent and/or criminal offenses	5.4%	Down from 5.6%	0.9%	1.2%
Enrolled in AP/IB programs	11.0%	Down from 12.4%	8.4%	13.2%
Successful on AP/IB exams	45.8%	Up from 31.5%	47.9%	55.6%
Eligible for LIFE Scholarship	28.3%	Down from 32.1%	29.7%	29.8%
Annual dropout rate	2.3%	Down from 3.6%	3.7%	3.5%
Career/technology students in co-curricular organizations	0.0%	No Change	6.7%	3.0%
Enrollment in career/technology courses	674	Up from 650	540	523
Career/technology students attaining technical skills	92.3%	Down from 100.0%	79.4%	79.3%
Teachers (n=54)				
Teachers with advanced degrees	42.6%	Down from 43.6%	56.5%	58.6%
Continuing contract teachers	83.3%	Up from 81.8%	73.0%	71.6%
Teachers with emergency or provisional certificates	8.2%	Up from 6.3%	10.1%	8.1%
Teachers returning from previous year	89.2%	Up from 88.7%	84.7%	85.0%
Teacher attendance rate	95.7%	Up from 95.5%	95.4%	95.5%
Average teacher salary*	\$43,596	Up 2.7%	\$48,015	\$47,761
Classes not taught by highly qualified teachers	3.1%	Down from 6.4%	4.1%	3.5%
Professional development days/teacher	12.7 days	Up from 10.3 days	10.3 days	10.8 days
School				
Principal's years at school	1.0	Down from 4.0	4.0	3.0
Student-teacher ratio in core subjects	25.2 to 1	Down from 25.8 to 1	25.4 to 1	26.1 to 1
Prime instructional time	92.1%	Up from 91.6%	89.4%	89.8%
Dollars spent per pupil**	\$6,710	Up 7.9%	\$8,188	\$7,883
Percent of expenditures for teacher salaries**	54.5%	Down from 56.4%	53.3%	54.1%
Percent of expenditures for instruction**	55.9%	Down from 57.9%	59.5%	60.2%
Opportunities in the arts	Excellent	No Change	Excellent	Excellent
SACS accreditation	Yes	No Change	Yes	Yes
Parents attending conferences	99.7%	Up from 97.6%	95.4%	95.8%
Character development program	Excellent	Up from Good	Good	Good
% of AYP objectives met	63.2%	Down from 90.5%	63.2%	64.7%

* Length of contract = 185+ days.

** Prior year audited financial data available.

REPORT OF PRINCIPAL AND SCHOOL IMPROVEMENT COUNCIL

Strom Thurmond High School enjoyed another successful year in 2008-2009. We were recognized by the state department of education as Palmetto Gold winners in two different areas. Strom Thurmond High School received the awards for outstanding student academic performance and for excellent results in closing the achievement gaps. Our SAT scores were above the state average, and we continue to offer a variety of AP courses to challenge and meet the needs of our students. The senior class was awarded numerous scholarships including our valedictorian who was awarded a full academic scholarship to Duke University. Another one of our teachers earned National Board Certification this school year.

Strom Thurmond High School had an outstanding sports year with our football team going undefeated in the regular season while winning the region championship. Both of our boys' and girls' basketball teams were region champions with our Lady Rebels playing in the Upper State Championship. Strom Thurmond girls' golf team was the AA-AAA state runner-up. The boys track team enjoyed another successful season on the way to a region championship. Strom Thurmond High School was a recipient of our region sportsmanship award from the South Carolina High School League.

Our Rebel Regiment band had a great year and finished 4th in the state. Strom Thurmond's Mock Trial team was a state finalist and our NJROTC program placed in several competitions they entered.

Strom Thurmond High School has high expectations for all students and will continue those high expectations for years to come. Our SIC was very active this year and helped develop goals and objectives that will improve the school. We have a strong focus on teaching and learning and are proud of the opportunities available to all of our students.

Matthew T. Schilit, Principal
Patricia Williams, SIC Chair

EVALUATION RESULTS

	Teachers	Students*	Parents*
Number of surveys returned	63	151	65
Percent satisfied with learning environment	90.2%	88.1%	80.6%
Percent satisfied with social and physical environment	87.3%	86.3%	77.4%
Percent satisfied with school-home relations	62.7%	89.0%	77.4%

*Only students at the highest high school grade level at this school and their parents were included.

Comprehensive detail, including definitions of ratings, performance criteria, and explanations of status, is available on www.ed.sc.gov and www.eoc.sc.gov as well as school and school district websites.

Printed versions are available from school districts upon request.

Abbreviations Key

N/A Not Applicable N/AV Not Available N/C Not Collected N/R Not Reported I/S Insufficient Sample TBD To be determined

NI Newly Identified CSI Continuing School Improvement CA Corrective Action RP Plan to Restructure R Restructure DELAY School Improvement Status HOLD School Improvement Status