

SC Annual School Report Card Summary

Timberland High
Berkeley
Grades: 9-12 **Enrollment: 885**
Principal: Dave Barrow
Superintendent: Dr. Anthony L. Parker
Board Chair: Douglas Cooper

PERFORMANCE

Comprehensive detail, including definitions of ratings, performance criteria, and explanations of status, is available on www.ed.sc.gov and www.eoc.sc.gov as well as school and school district websites. Printed versions are available from school districts upon request.

YEAR	ABSOLUTE RATING	GROWTH RATING	PALMETTO GOLD AND SILVER AWARD		AYP STATUS	NCLB IMPROVEMENT STATUS
			General Performance	Closing the Gap		
2009	Average	Good	TBD	TBD	Not Met	N/A
2008	Average	Below Average	N/A	N/A	Not Met	N/A
2007	Average	Average	N/A	N/A	Not Met	N/A

ABSOLUTE RATINGS OF HIGH SCHOOLS WITH STUDENTS LIKE OURS*

EXCELLENT	GOOD	AVERAGE	BELOW AVERAGE	AT-RISK
4	4	12	6	4

** Ratings are calculated with data available by 03/23/2010. Schools with Students Like Ours are High Schools with Poverty Indices of no more than 5% above or below the index for this school.*

HIGH SCHOOL ASSESSMENT PROGRAM(HSAP) EXAM PASSAGE RATE(%): SECOND YEAR STUDENTS

	Our High School		High Schools with Students Like Ours	
	2008	2009	2008	2009
Passed 2 subtests (%)	74.1%	70.4%	72.7%	67.9%
Passed 1 subtest (%)	9.5%	16.7%	14.1%	16.3%
Passed no subtests (%)	16.4%	12.8%	13.3%	15.8%

HSAP PASSAGE RATE (%) BY SPRING 2009

	Our High School	High Schools with Students Like Ours
Passage Rate	91.6%	92.0%

ON-TIME GRADUATION RATE

	Our High School	High Schools with Students Like Ours
Number of students	273	209
Number of Diplomas	182	146
Rate (%)	66.7%	71.8%

END OF COURSE TESTS - 2009

% of students scoring 70 or above on:	Our High School	High Schools with Students Like Ours
Algebra 1/Math for the Technologies 2	52.0%	60.6%
English 1	51.9%	52.7%
Physical Science	53.1%	40.7%
US History and the Constitution	37.9%	26.8%
All Tests	48.9%	44.7%

NAEP PERFORMANCE*

** Performance reported for SC and nation, data not available at school level. Percentages at NAEP Achievement Levels.*







SC PERFORMANCE GOAL

2010 Goal:
By 2010, SC's student achievement will be ranked in the top half of the states nationally. To achieve this goal, we must become one of the fastest improving systems in the country.

2020 Vision:
By 2020 all students will graduate with the knowledge and skills necessary to compete successfully in the global economy, participate in a democratic society and contribute positively as members of families and communities.

Abbreviations Key
N/A Not Applicable **N/AV** Not Available **N/C** Not Collected **N/R** Not Reported **I/S** Insufficient Sample **TBD** To be determined
NI Newly Identified **CSI** Continuing School Improvement **CA** Corrective Action **RP** Plan to Restructure **R** Restructure **DELAY** School Improvement Status **HOLD** School Improvement Status

Timberland High [Berkeley]

SCHOOL PROFILE

	Our School	Change from Last Year	High Schools with Students Like Ours	Median High School
Students (n=885)				
Retention rate	1.2%	Down from 3.5%	5.9%	4.8%
Attendance rate	93.1%	No Change	95.0%	95.5%
Eligible for gifted and talented	0.0%	No Change	7.5%	9.2%
With disabilities other than speech	14.4%	Down from 15.5%	13.7%	12.6%
Older than usual for grade	6.0%	Down from 6.9%	10.5%	8.6%
Out-of-school suspensions or expulsions for violent and/or criminal offenses	0.5%	Down from 0.8%	1.6%	1.2%
Enrolled in AP/IB programs	4.5%	Up from 3.4%	6.9%	13.2%
Successful on AP/IB exams	36.8%	N/A	30.2%	55.6%
Eligible for LIFE Scholarship	29.7%	No Change	28.1%	29.8%
Annual dropout rate	6.2%	Down from 6.9%	4.0%	3.5%
Career/technology students in co-curricular organizations	6.9%	Down from 8.7%	5.3%	3.0%
Enrollment in career/technology courses	632	Up from 578	497	523
Career/technology students attaining technical skills	78.0%	Up from 76.6%	75.6%	79.3%
Teachers (n=60)				
Teachers with advanced degrees	60.0%	Down from 61.3%	56.0%	58.6%
Continuing contract teachers	70.0%	Up from 56.5%	68.2%	71.6%
Teachers with emergency or provisional certificates	8.8%	Down from 10.5%	10.7%	8.1%
Teachers returning from previous year	80.4%	Up from 76.7%	84.7%	85.0%
Teacher attendance rate	96.2%	Up from 95.2%	95.1%	95.5%
Average teacher salary*	$49,161	Up 3.5%	$48,157	$47,761
Classes not taught by highly qualified teachers	2.1%	Up from 0.9%	7.2%	3.5%
Professional development days/teacher	9.2 days	Down from 17.0 days	11.5 days	10.8 days
School				
Principal's years at school	3.0	Up from 2.0	4.0	3.0
Student-teacher ratio in core subjects	26.3 to 1	Up from 18.5 to 1	23.4 to 1	26.1 to 1
Prime instructional time	87.8%	Up from 87.0%	89.1%	89.8%
Dollars spent per pupil**	$9,464	Up 1.8%	$8,689	$7,883
Percent of expenditures for teacher salaries**	52.3%	Up from 49.7%	50.1%	54.1%
Percent of expenditures for instruction**	57.6%	Up from 53.8%	59.5%	60.2%
Opportunities in the arts	Excellent	No Change	Excellent	Excellent
SACS accreditation	Yes	No Change	Yes	Yes
Parents attending conferences	100.0%	No Change	90.7%	95.8%
Character development program	Good	Down from Excellent	Good	Good
% of AYP objectives met	58.8%	Down from 70.6%	55.2%	64.7%

* Length of contract = 185+ days.

** Prior year audited financial data available.

EVALUATION RESULTS

	Teachers	Students*	Parents*
Number of surveys returned	58	114	49
Percent satisfied with learning environment	93.1%	68.1%	79.6%
Percent satisfied with social and physical environment	96.6%	80.5%	64.4%
Percent satisfied with school-home relations	73.7%	81.3%	77.1%

*Only students at the highest high school grade level at this school and their parents were included.

Comprehensive detail, including definitions of ratings, performance criteria, and explanations of status, is available on **www.ed.sc.gov** and **www.eoc.sc.gov** as well as school and school district websites.

Printed versions are available from school districts upon request.

REPORT OF PRINCIPAL AND SCHOOL IMPROVEMENT COUNCIL

Timberland High School has a School Improvement Council that serves as the planning team for the school. Since the establishment of the team, channels of communication have been opened to create an atmosphere of support for new ideas. The council has been the key to this communication and provides significant input for this report.

We have continued several initiatives to continue to address the needs of our students. We have completed our fourth year of having the Freshman Academy which exists to assist students with the transition from middle school to high school. We have also continued to use Measures of Academic Progress (MAP) tests as indicators of student achievement and growth as well as areas which need strengthening. We continued our HSAP campaign this year, offering extra help and incentives to students in both ELA and Math. Through our nationally-recognized Renaissance program, we continued to recognize those students who make academic gains, attend school regularly, and have very minimal discipline issues. The High Schools That Work program was also in action this year with five different focus teams under the guidance of our leadership team. In March, we welcomed the HSTW Technical Assistance Team for a visit and an opportunity to meet our students, faculty, and staff, monitor our progress, and highlight both our strengths and weaknesses. This visit was a successful experience for THS and we look forward to continued implementation of HSTW and other initiatives to further our students' achievements.

Timberland enjoyed many successes both in and out of the classroom this year. The Class of 2009 honored four Palmetto Fellows, one Teaching Fellow and won more than four million dollars in scholarship money. Furthermore, five students in this class were awarded the South Carolina Honors Diploma. THS students competed at both the regional and national level in Skills USA competition and several received 1st, 2nd, and 3rd place honors. Students also represented THS in FBLA and DECA competitions as well in the All-County Band, All-Region Band, and in the All-County Chorus. Our Renaissance program won the National Renaissance Conference VTW Judges' Award for the second year in a row and our Renaissance sponsors were named National Sponsors of the Year.

This year was also successful for our athletes. Our football team won the Regional Championship. Many of our teams advanced to the state play-offs and four of our track athletes competed at the State Championships. Many students were recognized on numerous all-star/all-region/all-lowcountry teams including the Shrine Bowl, the North-South game, and Under Armour All-America Team. Seven of our athletes signed athletic scholarships in their various sports.

Timberland will continue to work diligently to become the best school in South Carolina. To achieve this goal, we will continue work with our parents and community for more involvement in school activities. We welcome this challenge.

Dave Barrow, Principal
Kimberly Glaze, Chair, School Improvement Council

Abbreviations Key

N/A Not Applicable **N/AV** Not Available **N/C** Not Collected **N/R** Not Reported **I/S** Insufficient Sample **TBD** To be determined
NI Newly Identified **CSI** Continuing School Improvement **CA** Corrective Action **RP** Plan to Restructure **R** Restructure **DELAY** School Improvement Status **HOLD** School Improvement Status