

SC Annual School Report Card Summary

Goose Creek High
Berkeley
Grades: 9-12 **Enrollment: 1,715**
Principal: Jimmy W. Huskey
Superintendent: Dr. Anthony L. Parker
Board Chair: Douglas Cooper

PERFORMANCE

Comprehensive detail, including definitions of ratings, performance criteria, and explanations of status, is available on www.ed.sc.gov and www.eoc.sc.gov as well as school and school district websites. Printed versions are available from school districts upon request.

YEAR	ABSOLUTE RATING	GROWTH RATING	PALMETTO GOLD AND SILVER AWARD		AYP STATUS	NCLB IMPROVEMENT STATUS
			General Performance	Closing the Gap		
2009	Average	At-Risk	TBD	TBD	Not Met	N/A
2008	Average	Good	Silver	Silver	Met	N/A
2007	Average	At-Risk	N/A	N/A	Not Met	N/A

ABSOLUTE RATINGS OF HIGH SCHOOLS WITH STUDENTS LIKE OURS*

EXCELLENT	GOOD	AVERAGE	BELOW AVERAGE	AT-RISK
1	8	24	4	1

** Ratings are calculated with data available by 03/23/2010. Schools with Students Like Ours are High Schools with Poverty Indices of no more than 5% above or below the index for this school.*

HIGH SCHOOL ASSESSMENT PROGRAM(HSAP) EXAM PASSAGE RATE(%): SECOND YEAR STUDENTS

	Our High School		High Schools with Students Like Ours	
	2008	2009	2008	2009
Passed 2 subtests (%)	80.9%	76.1%	79.6%	73.7%
Passed 1 subtest (%)	10.7%	14.1%	11.0%	13.9%
Passed no subtests (%)	8.4%	9.8%	9.5%	12.4%

HSAP PASSAGE RATE (%) BY SPRING 2009

	Our High School	High Schools with Students Like Ours
Passage Rate	87.8%	93.4%

ON-TIME GRADUATION RATE

	Our High School	High Schools with Students Like Ours
Number of students	447	251
Number of Diplomas	303	183
Rate (%)	67.8%	74.7%

END OF COURSE TESTS - 2009

% of students scoring 70 or above on:	Our High School	High Schools with Students Like Ours
Algebra 1/Math for the Technologies 2	67.5%	70.3%
English 1	55.9%	58.7%
Physical Science	59.3%	48.2%
US History and the Constitution	43.8%	36.0%
All Tests	56.1%	52.3%

NAEP PERFORMANCE*

** Performance reported for SC and nation, data not available at school level. Percentages at NAEP Achievement Levels.*







SC PERFORMANCE GOAL

2010 Goal:
By 2010, SC's student achievement will be ranked in the top half of the states nationally. To achieve this goal, we must become one of the fastest improving systems in the country.

2020 Vision:
By 2020 all students will graduate with the knowledge and skills necessary to compete successfully in the global economy, participate in a democratic society and contribute positively as members of families and communities.

Abbreviations Key
N/A Not Applicable **N/AV** Not Available **N/C** Not Collected **N/R** Not Reported **I/S** Insufficient Sample **TBD** To be determined
NI Newly Identified **CSI** Continuing School Improvement **CA** Corrective Action **RP** Plan to Restructure **R** Restructure **DELAY** School Improvement Status **HOLD** School Improvement Status

Goose Creek High [Berkeley]

SCHOOL PROFILE

	Our School	Change from Last Year	High Schools with Students Like Ours	Median High School
Students (n=1,715)				
Retention rate	1.2%	Down from 2.4%	4.8%	4.8%
Attendance rate	92.2%	Down from 92.3%	94.9%	95.5%
Eligible for gifted and talented	0.0%	No Change	10.0%	9.2%
With disabilities other than speech	14.2%	Down from 15.0%	13.7%	12.6%
Older than usual for grade	6.9%	Up from 6.3%	9.1%	8.6%
Out-of-school suspensions or expulsions for violent and/or criminal offenses	10.5%	Up from 4.0%	0.7%	1.2%
Enrolled in AP/IB programs	8.7%	Up from 8.3%	11.6%	13.2%
Successful on AP/IB exams	55.7%	Up from 44.7%	51.2%	55.6%
Eligible for LIFE Scholarship	27.3%	Down from 37.9%	29.4%	29.8%
Annual dropout rate	4.5%	Down from 6.8%	4.4%	3.5%
Career/technology students in co-curricular organizations	4.2%	Down from 5.0%	3.0%	3.0%
Enrollment in career/technology courses	1022	Down from 1037	445	523
Career/technology students attaining technical skills	74.9%	Down from 75.8%	78.3%	79.3%
Teachers (n=102)				
Teachers with advanced degrees	60.8%	Up from 58.5%	57.6%	58.6%
Continuing contract teachers	79.4%	Up from 73.6%	76.1%	71.6%
Teachers with emergency or provisional certificates	3.2%	Down from 7.4%	6.4%	8.1%
Teachers returning from previous year	87.4%	Down from 87.5%	86.9%	85.0%
Teacher attendance rate	94.8%	Down from 95.0%	95.5%	95.5%
Average teacher salary*	$47,757	Up 4.7%	$47,839	$47,761
Classes not taught by highly qualified teachers	0.6%	Up from 0.0%	3.9%	3.5%
Professional development days/teacher	9.1 days	Down from 10.3 days	12.4 days	10.8 days
School				
Principal's years at school	2.0	Up from 1.0	5.0	3.0
Student-teacher ratio in core subjects	27.1 to 1	Up from 16.5 to 1	26.2 to 1	26.1 to 1
Prime instructional time	86.1%	No Change	89.7%	89.8%
Dollars spent per pupil**	$7,883	Down 35.9%	$7,641	$7,883
Percent of expenditures for teacher salaries**	51.3%	Up from 38.1%	54.1%	54.1%
Percent of expenditures for instruction**	56.2%	Up from 41.5%	59.2%	60.2%
Opportunities in the arts	Excellent	No Change	Good	Excellent
SACS accreditation	Yes	No Change	Yes	Yes
Parents attending conferences	96.4%	Up from 91.4%	96.4%	95.8%
Character development program	Good	Up from Average	Good	Good
% of AYP objectives met	57.1%	Down from 100.0%	65.7%	64.7%

* Length of contract = 185+ days.

** Prior year audited financial data available.

EVALUATION RESULTS

	Teachers	Students*	Parents*
Number of surveys returned	109	368	244
Percent satisfied with learning environment	95.4%	70.1%	75.5%
Percent satisfied with social and physical environment	91.7%	70.2%	65.5%
Percent satisfied with school-home relations	63.3%	79.1%	67.2%

*Only students at the highest high school grade level at this school and their parents were included.

Comprehensive detail, including definitions of ratings, performance criteria, and explanations of status, is available on **www.ed.sc.gov** and **www.eoc.sc.gov** as well as school and school district websites.

Printed versions are available from school districts upon request.

REPORT OF PRINCIPAL AND SCHOOL IMPROVEMENT COUNCIL

The 2008-09 school year was a huge success for Goose Creek High School. Goose Creek High School made AYP for the first time in the history of the school. In collaboration with the School Improvement Council, PTSA, Booster clubs, Goose Creek High faculty and staff, we all strive to make Goose Creek High the best school in the state. Since our school opened in 1969, it has exemplified pride and tradition in our community. We have improved and excelled in athletics, the arts, and above all, in academics. Our core values are: Rigor—we want to challenge all of our students to take the most demanding classes possible; Respect—we believe that all members of our student body, parents, and faculty must work together to treat each other with respect and courtesy; Responsibility—education is everybody's job and we believe that all stake holders must work to make sure that our students are prepared to enter college, the military, or the work force in four years; Relationships—working together to help our students reach their dreams. It is everybody's job to make sure that our students have a caring adult at the school looking out for them at all times.

We have made progress in all aspects of our school life as we continue to grow, to expand, and to work towards our goal of the finest education for every student in our school. We have highly qualified teachers who value their profession. We have twelve National Board Certified Teachers on our staff. Our faculty and staff work collaboratively to prepare our students for post secondary experiences. Our faculty constantly uses data to assess student progress as well as their teaching strategies to meet the needs of our students. Our teachers provide quality instruction and expect our students to challenge themselves in their classes. This year we started an advisement program where a staff member would give advice and direction to a group of students each week. Our goal was to build relationships with our students and be a positive role model.

Goose Creek is home to the new Berkeley Center of the Arts in 2009-10. Our mission is to provide Berkeley County students with an intensive, rigorous study of a chosen artistic discipline. At BCA, a school within a school, dedicated students will join together in a concentrated pre-professional program of study that will prepare them to enter top colleges, universities, or conservatories. Our arts program excelled this year at Goose Creek. We had a record number to qualify for All-County band, All region band, and All-County Jazz Ensemble. We had five students who made All-State band. Our "Spirit of Gold" band marched in the state finals. The drama program again put on plays for our community to enjoy. Our JROTC was named an Honor Unit with Distinction for the 28th consecutive year.

Athletics continues to be very successful at Goose Creek. The men's basketball team won the State Championship. The state championship was the first state title for our school in any sport. Our women's basketball team finished second in the lower state. Our football team was region champions for the first time in school history with a record of 9-4. Our athletes also volunteer hundreds of hours to improve our community.

Jimmy Huskey, Principal
James Gaskins, SIC Chairperson

Abbreviations Key

N/A Not Applicable **N/AV** Not Available **N/C** Not Collected **N/R** Not Reported **I/S** Insufficient Sample **TBD** To be determined
NI Newly Identified **CSI** Continuing School Improvement **CA** Corrective Action **RP** Plan to Restructure **R** Restructure **DELAY** School Improvement Status **HOLD** School Improvement Status