

SC Annual School Report Card Summary

Springfield Elementary
 Fort Mill
 Grades: PK-5 Enrollment: 1,013
 Principal: Barbara Hartsoe
 Superintendent: Dr. V. Keith Callicutt
 Board Chair: Jan Smiley

PERFORMANCE

Comprehensive detail, including definitions of ratings, performance criteria, and explanations of status, is available on www.ed.sc.gov and www.eoc.sc.gov as well as school and school district websites. Printed versions are available from school districts upon request.

YEAR	ABSOLUTE RATING	GROWTH RATING	PALMETTO GOLD AND SILVER AWARD		AYP STATUS	NCLB IMPROVEMENT STATUS
			General Performance	Closing the Gap		
2009	Excellent	Good	TBD	TBD	Met	N/A
2008	Good	Below Average	N/A	Silver	Not Met	N/A
2007	Good	At-Risk	N/A	N/A	Not Met	N/A

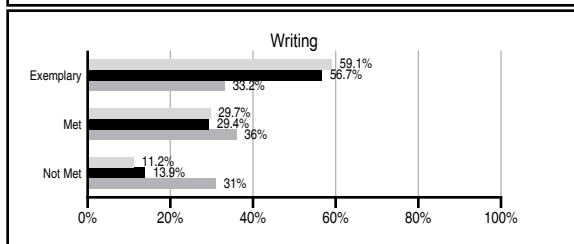
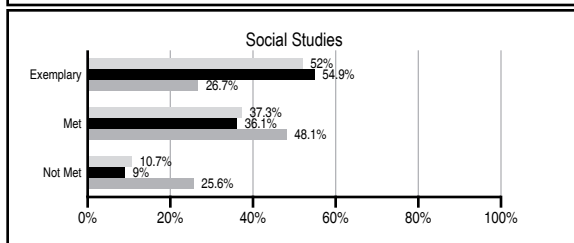
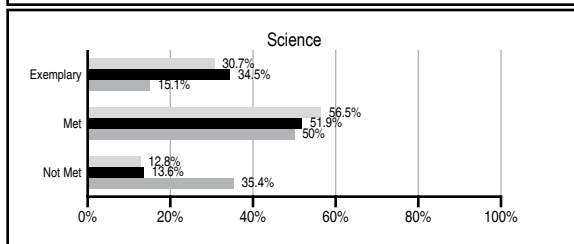
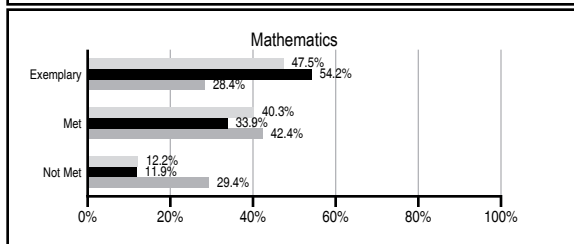
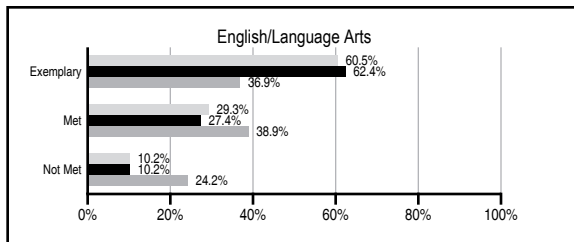
ABSOLUTE RATINGS OF ELEMENTARY SCHOOLS WITH STUDENTS LIKE OURS*

EXCELLENT	GOOD	AVERAGE	BELOW AVERAGE	AT-RISK
17	0	0	0	0

* Ratings are calculated with data available by 06/01/2010. Schools with Students Like Ours are Elementary Schools with Poverty Indices of no more than 5% above or below the index for this school.

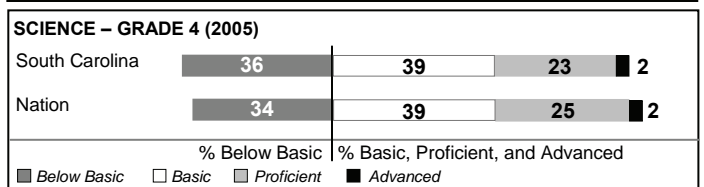


PASS PERFORMANCE

Our School
 Elementary Schools with Students Like Ours
 Elementary schools statewide



NAEP PERFORMANCE*

* Performance reported for SC and nation, data not available at school level. Percentages at NAEP Achievement Levels.



SC PERFORMANCE GOAL

2010 Goal:
 By 2010, SC's student achievement will be ranked in the top half of the states nationally. To achieve this goal, we must become one of the fastest improving systems in the country.

2020 Vision:
 By 2020 all students will graduate with the knowledge and skills necessary to compete successfully in the global economy, participate in a democratic society and contribute positively as members of families and communities.

Abbreviations Key

N/A Not Applicable N/AV Not Available N/C Not Collected N/R Not Reported I/S Insufficient Sample TBD To be determined

NI Newly Identified CSI Continuing School Improvement CA Corrective Action RP Plan to Restructure R Restructure DELAY School Improvement Status HOLD School Improvement Status

Springfield Elementary [Fort Mill]

SCHOOL PROFILE

	Our School	Change from Last Year	Elementary Schools with Students Like Ours	Median Elementary School
Students (n=1,013)				
Retention rate	1.0%	Down from 1.2%	0.8%	1.9%
Attendance rate	97.3%	Up from 96.8%	96.8%	96.3%
Eligible for gifted and talented	23.8%	Up from 22.7%	27.3%	10.0%
With disabilities other than speech	4.8%	Down from 5.1%	5.6%	7.7%
Older than usual for grade	0.4%	No Change	0.1%	0.5%
Out-of-school suspensions or expulsions for violent and/or criminal offenses	0.0%	No Change	0.0%	0.0%
Teachers (n=68)				
Teachers with advanced degrees	64.7%	Up from 58.8%	66.7%	59.4%
Continuing contract teachers	79.4%	Up from 70.6%	84.8%	80.0%
Teachers with emergency or provisional certificates	0.0%	No Change	0.0%	0.0%
Teachers returning from previous year	90.9%	Down from 91.1%	85.4%	85.9%
Teacher attendance rate	92.7%	Down from 94.9%	95.2%	95.1%
Average teacher salary*	\$50,883	Up 8.8%	\$50,464	\$47,149
Classes not taught by highly qualified teachers	0.0%	No Change	0.0%	0.0%
Professional development days/teacher	8.8 days	Down from 9.1 days	10.4 days	11.1 days
School				
Principal's years at school	0.5	Down from 2.0	3.0	4.0
Student-teacher ratio in core subjects	21.1 to 1	Up from 21.0 to 1	21.1 to 1	18.8 to 1
Prime instructional time	89.0%	Down from 90.6%	91.6%	90.4%
Opportunities in the arts	Good	No Change	Good	Good
SACS accreditation	Yes	No Change	Yes	Yes
Parents attending conferences	99.5%	Up from 97.5%	100.0%	100.0%
Character development program	Average	Down from Excellent	Excellent	Excellent
Dollars spent per pupil**	\$6,303	Up 4.9%	\$6,485	\$7,458
Percent of expenditures for instruction**	74.8%	Up from 74.3%	68.6%	68.8%
Percent of expenditures for teacher salaries**	73.3%	Up from 71.3%	64.3%	63.2%
% of AYP objectives met	100.0%	Up from 92.0%	100.0%	100.0%

* Length of contract = 185+ days.

** Prior year audited financial data available.

REPORT OF PRINCIPAL AND SCHOOL IMPROVEMENT COUNCIL

Springfield Elementary School's 2008-2009 school year was marked by challenge, change, and success. With Sugar Creek Elementary School nearing completion, Scott Frattaroli was selected as its new principal and Barbara Hartsoe was selected to succeed him at Springfield. The leadership transition was well received and executed flawlessly. Budget issues took center stage for the year, which limited any major new initiatives; however, the drive for excellence and continual improvement never suffered.

School improvement was achieved through the unified efforts of teachers, staff, and parents. All staff members were afforded opportunities in professional development in areas such as PASS writing, Differentiated Instruction, Child Abuse, and the Impact of Gender Differences on Learning. Teachers also attended a variety of grade level or content specific conferences. Teachers and administrators participated in graduate classes with several teachers earning advanced degrees. Four more teachers were awarded National Board Certification, adding to Springfield's already impressive number. Academically, Springfield has continued and expanded the third grade 'Flex' Grouping targeted math instruction based on MAP scores and piloted "Math Out of the Box" in a first grade class. In a collaborative effort between teachers, staff, and families, Springfield achieved the Palmetto Silver Award for closing the achievement gap. Springfield continued its excellence in extracurricular activities by developing a nine-hole disc golf course. In addition, the Springfield Archery team won a second State Elementary Championship. The PTA continued its standard of excellence by hosting a very successful "Boosterthon" which raised significant funds to help the school. The PTA has continued to leverage its time, talents, and finances to ensure the success of the school by funding many educational opportunities at Springfield as well as providing money to individual classrooms to purchase materials.

Beginning in the 2009-2010 school year, Springfield Elementary will realize a significant reduction in school enrollment with the opening of the new Sugar Creek Elementary School. Springfield is excited about the new beginnings the school year will bring and remains committed to its history of excellence.

Ms. Barbara Hartsoe, Principal, and Ms. Wendy Matherly, School Improvement Council Chair

EVALUATION RESULTS

	Teachers	Students*	Parents*
Number of surveys returned	60	145	87
Percent satisfied with learning environment	98.3%	93.8%	95.3%
Percent satisfied with social and physical environment	100.0%	90.3%	95.4%
Percent satisfied with school-home relations	98.3%	95.2%	92.0%

*Only students at the highest elementary school grade level at this school and their parents were included.

Comprehensive detail, including definitions of ratings, performance criteria, and explanations of status, is available on www.ed.sc.gov and www.eoc.sc.gov as well as school and school district websites.

Printed versions are available from school districts upon request.

Abbreviations Key

N/A Not Applicable N/AV Not Available N/C Not Collected N/R Not Reported I/S Insufficient Sample TBD To be determined

NI Newly Identified CSI Continuing School Improvement CA Corrective Action RP Plan to Restructure R Restructure DELAY School Improvement Status HOLD School Improvement Status