



SC Annual School Report Card Summary

Orchard Park Elementary
 Fort Mill
 Grades: PK-5 Enrollment: 919
 Principal: Linda D. Locklier
 Superintendent: Dr. V. Keith Callicutt
 Board Chair: Jan Smiley

PERFORMANCE

Comprehensive detail, including definitions of ratings, performance criteria, and explanations of status, is available on www.ed.sc.gov and www.eoc.sc.gov as well as school and school district websites. Printed versions are available from school districts upon request.

YEAR	ABSOLUTE RATING	GROWTH RATING	PALMETTO GOLD AND SILVER AWARD		AYP STATUS	NCLB IMPROVEMENT STATUS
			General Performance	Closing the Gap		
2009	Excellent	Excellent	TBD	TBD	Met	N/A
2008	Excellent	Good	Gold	Silver	Not Met	N/A
2007	Excellent	Good	Gold	N/A	Met	N/A

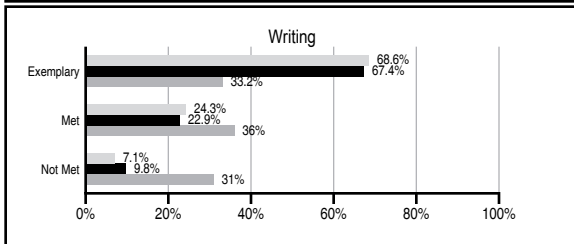
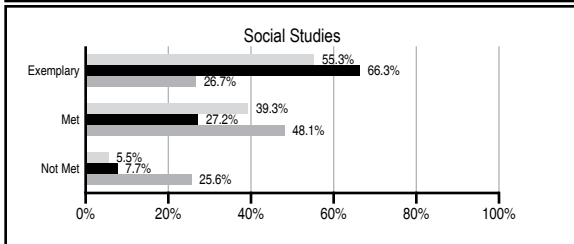
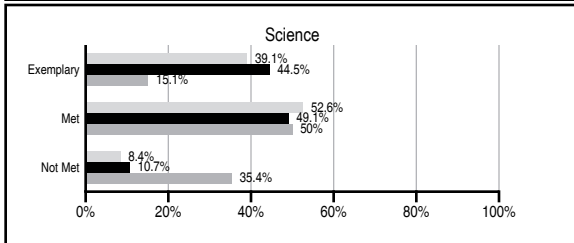
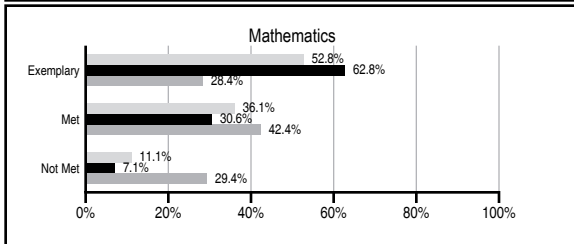
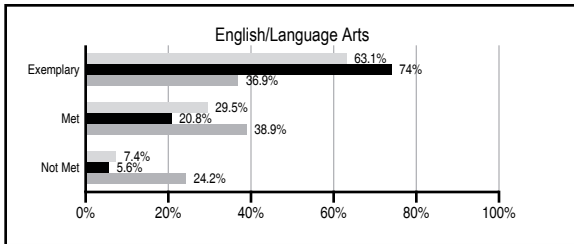
ABSOLUTE RATINGS OF ELEMENTARY SCHOOLS WITH STUDENTS LIKE OURS*

EXCELLENT	GOOD	AVERAGE	BELOW AVERAGE	AT-RISK
12	1	0	0	0

* Ratings are calculated with data available by 06/01/2010. Schools with Students Like Ours are Elementary Schools with Poverty Indices of no more than 5% above or below the index for this school.


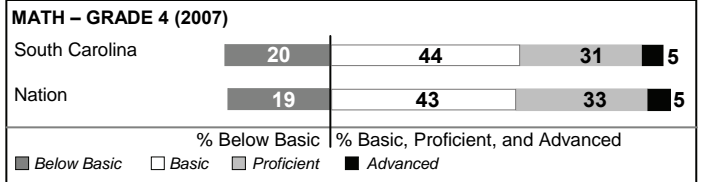
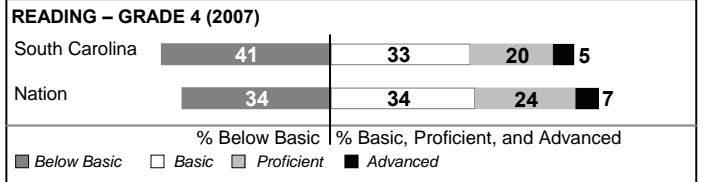
PASS PERFORMANCE

Our School
 Elementary Schools with Students Like Ours
 Elementary schools statewide



NAEP PERFORMANCE*

* Performance reported for SC and nation, data not available at school level. Percentages at NAEP Achievement Levels.



SC PERFORMANCE GOAL

2010 Goal:
 By 2010, SC's student achievement will be ranked in the top half of the states nationally. To achieve this goal, we must become one of the fastest improving systems in the country.

2020 Vision:
 By 2020 all students will graduate with the knowledge and skills necessary to compete successfully in the global economy, participate in a democratic society and contribute positively as members of families and communities.

Abbreviations Key

N/A Not Applicable N/AV Not Available N/C Not Collected N/R Not Reported I/S Insufficient Sample TBD To be determined

NI Newly Identified CSI Continuing School Improvement CA Corrective Action RP Plan to Restructure R Restructure DELAY School Improvement Status HOLD School Improvement Status

Orchard Park Elementary [Fort Mill]

SCHOOL PROFILE

	Our School	Change from Last Year	Elementary Schools with Students Like Ours	Median Elementary School
Students (n=919)				
Retention rate	0.8%	Down from 1.0%	0.6%	1.9%
Attendance rate	97.2%	Down from 97.3%	97.2%	96.3%
Eligible for gifted and talented	30.6%	Down from 30.8%	36.1%	10.0%
With disabilities other than speech	4.6%	Up from 4.4%	4.0%	7.7%
Older than usual for grade	0.0%	No Change	0.0%	0.5%
Out-of-school suspensions or expulsions for violent and/or criminal offenses	0.0%	Down from 0.1%	0.0%	0.0%
Teachers (n=61)				
Teachers with advanced degrees	68.9%	Up from 62.1%	67.3%	59.4%
Continuing contract teachers	85.2%	Down from 87.9%	85.2%	80.0%
Teachers with emergency or provisional certificates	0.0%	No Change	0.0%	0.0%
Teachers returning from previous year	94.6%	Up from 93.5%	86.3%	85.9%
Teacher attendance rate	95.8%	Up from 93.3%	95.4%	95.1%
Average teacher salary*	\$50,342	Up 4.8%	\$49,349	\$47,149
Classes not taught by highly qualified teachers	0.0%	Down from 12.5%	0.0%	0.0%
Professional development days/teacher	11.5 days	Down from 14.8 days	9.4 days	11.1 days
School				
Principal's years at school	8.0	Up from 7.0	7.0	4.0
Student-teacher ratio in core subjects	18.6 to 1	Up from 17.0 to 1	20.2 to 1	18.8 to 1
Prime instructional time	92.0%	Up from 89.4%	91.7%	90.4%
Opportunities in the arts	Good	No Change	Good	Good
SACS accreditation	Yes	No Change	Yes	Yes
Parents attending conferences	100.0%	No Change	100.0%	100.0%
Character development program	Good	Down from Excellent	Excellent	Excellent
Dollars spent per pupil**	\$6,502	Up 7.6%	\$7,484	\$7,458
Percent of expenditures for instruction**	74.1%	Down from 75.9%	67.7%	68.8%
Percent of expenditures for teacher salaries**	70.9%	Down from 72.0%	65.0%	63.2%
% of AYP objectives met	100.0%	Up from 95.2%	100.0%	100.0%

* Length of contract = 185+ days.

** Prior year audited financial data available.

EVALUATION RESULTS

	Teachers	Students*	Parents*
Number of surveys returned	27	124	106
Percent satisfied with learning environment	100.0%	93.5%	92.4%
Percent satisfied with social and physical environment	100.0%	92.7%	97.2%
Percent satisfied with school-home relations	100.0%	92.7%	88.2%

*Only students at the highest elementary school grade level at this school and their parents were included.

REPORT OF PRINCIPAL AND SCHOOL IMPROVEMENT COUNCIL

The Orchard Park family has had a challenging year! When the enrollment freeze was lifted for families of incoming kindergarten students, we began the year with 930 pupils. As in the past, our supportive PTO provided funding for additional classroom instructional items, student handbooks, agendas, and staff coffee and also coordinated our successful Art Walk, Kickball game, Spelling Bee, Fall Festival, and Booster-Thon projects. In preparation for the opening of the district's two new elementary schools, the PTO contributed a generous sum to the newly organized Pleasant Knoll PTO. Our School Improvement Council sponsored a parent Internet Safety program to encourage online guidelines for home use.

Students continued to visit the cabanas for Spanish and Computer Lab, and kindergarten resumed Technology classes. Thanks to creative scheduling, the teachers were able to take advantage of daily common planning time. All classrooms enjoyed the interactive benefits of the Smart Boards, and teachers continued to learn and share the many ways to design instruction around Smart Board lessons. The students won the Palmetto Gold Award for Performance for the seventh consecutive year, and received the Palmetto Silver Award for Improvement. Fifth graders piloted an archery program, all first, second, and third grade students presented music programs for parents within their classes, and a new Green Screen technology was utilized for the OPES News.

Pupils at Orchard Park continued to serve others through School Patrol, Students Thinking of People, Angel Tree, and the Environmental Club. An emphasis on health was available through Jump Rope for Heart, the Marathon Club, Booster-Thon, 2nd grade swimming classes, Girls on the Run, and the Nutrition Council. An expanded chorus, Wee Deliver, podcasts, and the school news show addressed individual interests. Learning activities included Book Buddies, the "Too Good for Drugs" curriculum, widespread use of Senteos, and visits from local elected representatives. Students enjoyed opportunities to participate in Star Lab, media literacy studies, Junior Achievement, Biz Town, and Accelerated Reader. We were excited to learn that Mrs. Hardister was selected as a SC Distinguished Reading Teacher, Mrs. Hunt was named as one of two finalists for the SC Presidential Award for Math, four additional teachers earned National Board Certification (bringing our total to 17), and Mrs. Spears was chosen to participate in the Science PLUS program. Six teachers were recipients of grants, three were presenters for state conferences, and four presented at national conferences.

As we strive to continue our mission to put children first by providing quality instruction in a caring environment where students are recognized as individuals and educated to their potential, we wish to thank our dedicated partners in education: Orchard Park's parents, the PTO and School Improvement Council, our district administrators and school board, and local businesses. As students affected by the enrollment freeze return to OPES, we will continue the quest for development of lifelong learning in the face of severe state and local budget shortfalls. For more information, visit our website at www.fort-mill.k12.sc.us/OPES.

Linda Locklier, Principal
Mike Shaughness, SIC Chairperson

Comprehensive detail, including definitions of ratings, performance criteria, and explanations of status, is available on www.ed.sc.gov and www.eoc.sc.gov as well as school and school district websites.

Printed versions are available from school districts upon request.

Abbreviations Key

N/A Not Applicable N/AV Not Available N/C Not Collected N/R Not Reported I/S Insufficient Sample TBD To be determined
NI Newly Identified CSI Continuing School Improvement CA Corrective Action RP Plan to Restructure R Restructure DELAY School Improvement Status HOLD School Improvement Status