



SC Annual School Report Card Summary

West End Elementary
 Pickens
 Grades: PK-5 Enrollment: 739
 Principal: Angie G. Rodgers
 Superintendent: Dr. Henry Hunt
 Board Chair: Jim Shelton

PERFORMANCE

Comprehensive detail, including definitions of ratings, performance criteria, and explanations of status, is available on www.ed.sc.gov and www.eoc.sc.gov as well as school and school district websites. Printed versions are available from school districts upon request.

YEAR	ABSOLUTE RATING	GROWTH RATING	PALMETTO GOLD AND SILVER AWARD		AYP STATUS	NCLB IMPROVEMENT STATUS
			General Performance	Closing the Gap		
2009	Good	Average	TBD	TBD	Met	N/A
2008	Average	Average	N/A	N/A	Not Met	N/A
2007	Average	Below Average	N/A	N/A	Met	N/A

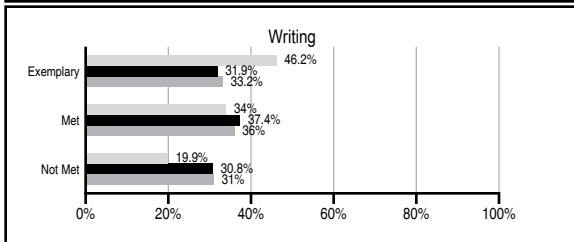
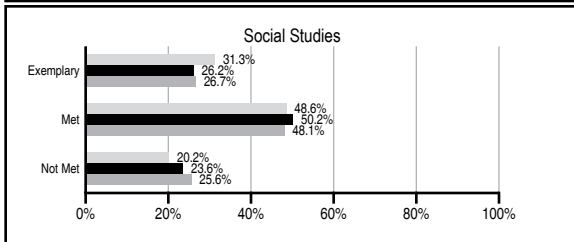
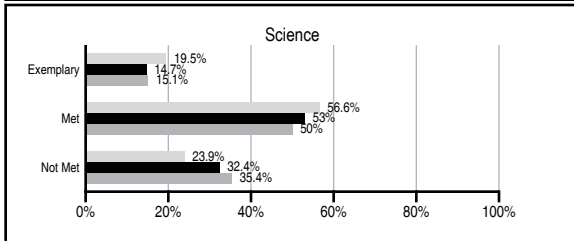
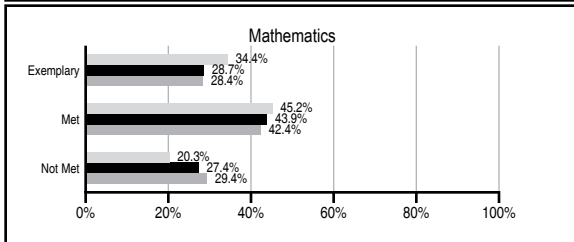
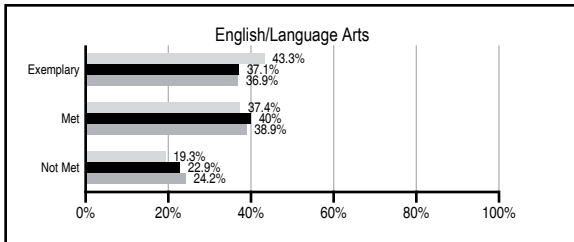
ABSOLUTE RATINGS OF ELEMENTARY SCHOOLS WITH STUDENTS LIKE OURS*

EXCELLENT	GOOD	AVERAGE	BELOW AVERAGE	AT-RISK
3	26	78	4	0

* Ratings are calculated with data available by 06/01/2010. Schools with Students Like Ours are Elementary Schools with Poverty Indices of no more than 5% above or below the index for this school.




PASS PERFORMANCE

Our School
 Elementary Schools with Students Like Ours
 Elementary schools statewide



NAEP PERFORMANCE*

* Performance reported for SC and nation, data not available at school level. Percentages at NAEP Achievement Levels.



SC PERFORMANCE GOAL

2010 Goal:
 By 2010, SC's student achievement will be ranked in the top half of the states nationally. To achieve this goal, we must become one of the fastest improving systems in the country.

2020 Vision:
 By 2020 all students will graduate with the knowledge and skills necessary to compete successfully in the global economy, participate in a democratic society and contribute positively as members of families and communities.

Abbreviations Key

N/A Not Applicable N/AV Not Available N/C Not Collected N/R Not Reported I/S Insufficient Sample TBD To be determined

NI Newly Identified CSI Continuing School Improvement CA Corrective Action RP Plan to Restructure R Restructure DELAY School Improvement Status HOLD School Improvement Status

West End Elementary [Pickens]

SCHOOL PROFILE

	Our School	Change from Last Year	Elementary Schools with Students Like Ours	Median Elementary School
Students (n=739)				
Retention rate	2.6%	Up from 2.3%	2.0%	1.9%
Attendance rate	96.6%	Up from 96.3%	96.2%	96.3%
Eligible for gifted and talented	14.8%	Up from 14.3%	10.3%	10.0%
With disabilities other than speech	6.9%	Up from 5.3%	9.5%	7.7%
Older than usual for grade	0.2%	No Change	0.4%	0.5%
Out-of-school suspensions or expulsions for violent and/or criminal offenses	0.3%	Up from 0.0%	0.0%	0.0%
Teachers (n=48)				
Teachers with advanced degrees	52.1%	Down from 62.5%	59.7%	59.4%
Continuing contract teachers	79.2%	Down from 81.3%	83.7%	80.0%
Teachers with emergency or provisional certificates	0.0%	No Change	0.0%	0.0%
Teachers returning from previous year	92.0%	Down from 95.8%	88.3%	85.9%
Teacher attendance rate	96.4%	Up from 94.7%	95.1%	95.1%
Average teacher salary*	\$47,337	Down 1.5%	\$47,419	\$47,149
Classes not taught by highly qualified teachers	2.1%	Up from 0.0%	0.0%	0.0%
Professional development days/teacher	14.7 days	Up from 11.7 days	11.6 days	11.1 days
School				
Principal's years at school	3.0	Up from 2.0	4.0	4.0
Student-teacher ratio in core subjects	21.1 to 1	Down from 21.7 to 1	19.0 to 1	18.8 to 1
Prime instructional time	91.7%	Up from 90.3%	90.2%	90.4%
Opportunities in the arts	Good	No Change	Good	Good
SACS accreditation	Yes	No Change	Yes	Yes
Parents attending conferences	98.6%	Up from 96.6%	100.0%	100.0%
Character development program	Excellent	Up from Good	Excellent	Excellent
Dollars spent per pupil**	\$6,536	No Change	\$7,360	\$7,458
Percent of expenditures for instruction**	65.4%	Up from 64.8%	67.9%	68.8%
Percent of expenditures for teacher salaries**	59.3%	Down from 60.7%	61.7%	63.2%
% of AYP objectives met	100.0%	Up from 94.1%	100.0%	100.0%

* Length of contract = 185+ days.

** Prior year audited financial data available.

EVALUATION RESULTS

	Teachers	Students*	Parents*
Number of surveys returned	45	84	59
Percent satisfied with learning environment	86.4%	94.0%	84.5%
Percent satisfied with social and physical environment	95.5%	77.4%	76.3%
Percent satisfied with school-home relations	79.1%	95.2%	74.6%

*Only students at the highest elementary school grade level at this school and their parents were included.

REPORT OF PRINCIPAL AND SCHOOL IMPROVEMENT COUNCIL

West End Elementary School serves a diverse population of 740 students in K4 through fifth grade. The school's mission statement is "Together WE (West End) will build a strong educational foundation of academic excellence for all students through quality learning experiences with support from home and community." Parents, teachers, and staff of West End strive to form a strong team to provide a well-rounded program for students. The PTA, SIC, and business partners are supportive of the mission of the school. Parents participate in school activities by volunteering, attending conferences and school events, and participating in parent workshops.

Teachers work together to plan instruction based on the South Carolina Curriculum Standards. The results of the PACT (Palmetto Achievement Challenge Tests), MAP (Measures of Academic Progress), and classroom assessments are analyzed to determine instructional strengths and weaknesses and ways to remediate and accelerate students.

Teachers and instructional support staff have worked together to develop a school professional development plan to enhance teacher instruction and address curricular weaknesses. Teachers have participated in district professional development offerings and school-level professional learning communities to work collegially within the district and at the school level to improve the instructional program.

The two main focal points for the 2008-09 school year were the implementation of the SDPC Literacy Model and a school-wide positive discipline program. Small group reading instruction and literacy work stations have been beneficial to differentiate instruction based on students' need. The use of positive discipline strategies has helped reduce office referrals and has given an encouraging boost to the overall school climate.

During 2008-09, a variety of enrichment programs were available for students. Examples of these programs include: a volunteer reading buddy program, a "reading with the dogs" program, a mentoring program for at-risk students, Accelerated Reader Program, character education, recycling team, and honors chorus. West End coordinates with community agencies through programs such as the School Intervention Program and Therapeutic Behavioral Support.

Students were recognized for special achievements through quarterly and annual awards programs, honor rolls, attendance incentives, and character kids of the month. Students participated in a music festival, a math field day, science fair, a variety of local art shows, field trips, service learning projects, a spelling bee, flag and safety patrols, and a student guidance team. West End was awarded the 2008-09 Safe Schools Award by Safe Kids Upstate for providing a variety of types of safety information to students and parents.

Valerie Root, SIC Chairperson

Angie Rodgers, Principal

Comprehensive detail, including definitions of ratings, performance criteria, and explanations of status, is available on www.ed.sc.gov and www.eoc.sc.gov as well as school and school district websites.

Printed versions are available from school districts upon request.

Abbreviations Key

N/A Not Applicable N/AV Not Available N/C Not Collected N/R Not Reported I/S Insufficient Sample TBD To be determined

NI Newly Identified CSI Continuing School Improvement CA Corrective Action RP Plan to Restructure R Restructure DELAY School Improvement Status HOLD School Improvement Status