

# SC Annual School Report Card Summary

Six Mile Elementary  
 Pickens  
 Grades: PK-5 Enrollment: 515  
 Principal: R. Clifton Alexander  
 Superintendent: Dr. Henry Hunt  
 Board Chair: Jim Shelton

## PERFORMANCE

Comprehensive detail, including definitions of ratings, performance criteria, and explanations of status, is available on [www.ed.sc.gov](http://www.ed.sc.gov) and [www.eoc.sc.gov](http://www.eoc.sc.gov) as well as school and school district websites. Printed versions are available from school districts upon request.

YEAR	ABSOLUTE RATING	GROWTH RATING	PALMETTO GOLD AND SILVER AWARD		AYP STATUS	NCLB IMPROVEMENT STATUS
			General Performance	Closing the Gap		
2009	Good	Good	TBD	TBD	Met	N/A
2008	Good	Average	Silver	N/A	Met	N/A
2007	Good	At-Risk	N/A	N/A	Met	N/A

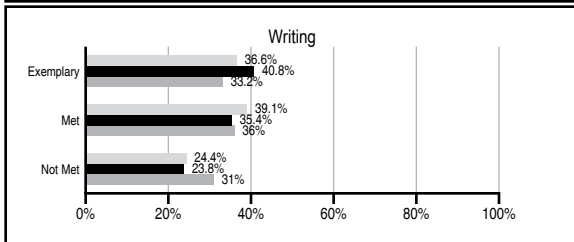
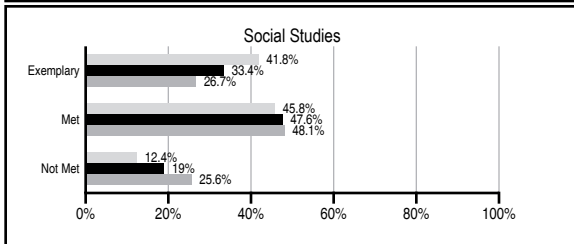
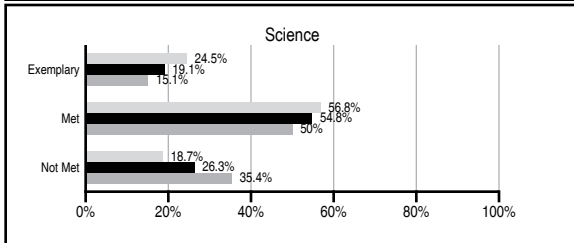
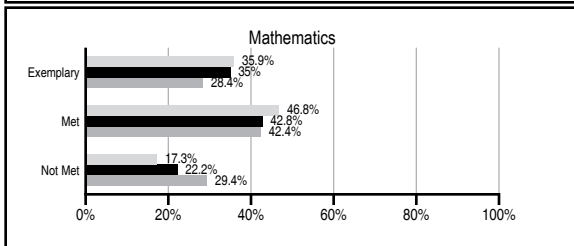
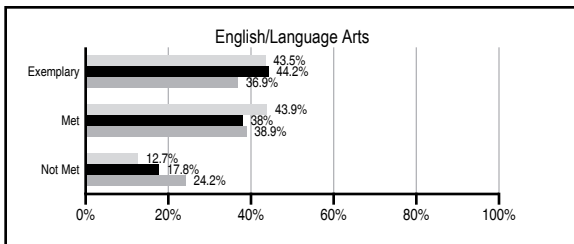
## ABSOLUTE RATINGS OF ELEMENTARY SCHOOLS WITH STUDENTS LIKE OURS\*

EXCELLENT	GOOD	AVERAGE	BELOW AVERAGE	AT-RISK
19	33	41	0	0

\* Ratings are calculated with data available by 06/01/2010. Schools with Students Like Ours are Elementary Schools with Poverty Indices of no more than 5% above or below the index for this school.




## PASS PERFORMANCE

Our School  
 Elementary Schools with Students Like Ours  
 Elementary schools statewide



## NAEP PERFORMANCE\*

\* Performance reported for SC and nation, data not available at school level. Percentages at NAEP Achievement Levels.



## SC PERFORMANCE GOAL

**2010 Goal:**  
 By 2010, SC's student achievement will be ranked in the top half of the states nationally. To achieve this goal, we must become one of the fastest improving systems in the country.

**2020 Vision:**  
 By 2020 all students will graduate with the knowledge and skills necessary to compete successfully in the global economy, participate in a democratic society and contribute positively as members of families and communities.

### Abbreviations Key

N/A Not Applicable N/AV Not Available N/C Not Collected N/R Not Reported I/S Insufficient Sample TBD To be determined

NI Newly Identified CSI Continuing School Improvement CA Corrective Action RP Plan to Restructure R Restructure DELAY School Improvement Status HOLD School Improvement Status

# Six Mile Elementary [Pickens]

## SCHOOL PROFILE

	Our School	Change from Last Year	Elementary Schools with Students Like Ours	Median Elementary School
<b>Students (n=515)</b>				
Retention rate	2.1%	No Change	1.7%	1.9%
Attendance rate	96.7%	Down from 96.8%	96.4%	96.3%
Eligible for gifted and talented	15.5%	No Change	14.9%	10.0%
With disabilities other than speech	9.4%	Up from 7.8%	7.1%	7.7%
Older than usual for grade	0.3%	No Change	0.3%	0.5%
Out-of-school suspensions or expulsions for violent and/or criminal offenses	0.0%	No Change	0.0%	0.0%
<b>Teachers (n=32)</b>				
Teachers with advanced degrees	65.6%	Up from 54.5%	61.3%	59.4%
Continuing contract teachers	87.5%	Up from 81.8%	82.8%	80.0%
Teachers with emergency or provisional certificates	0.0%	No Change	0.0%	0.0%
Teachers returning from previous year	85.6%	Down from 90.7%	88.7%	85.9%
Teacher attendance rate	94.5%	Up from 93.7%	95.1%	95.1%
Average teacher salary*	\$49,909	Up 7.7%	\$48,050	\$47,149
Classes not taught by highly qualified teachers	0.0%	No Change	0.0%	0.0%
Professional development days/teacher	7.0 days	Down from 12.6 days	11.3 days	11.1 days
<b>School</b>				
Principal's years at school	4.0	Up from 3.0	5.0	4.0
Student-teacher ratio in core subjects	19.9 to 1	Down from 20.7 to 1	19.3 to 1	18.8 to 1
Prime instructional time	90.6%	Up from 89.8%	90.5%	90.4%
Opportunities in the arts	Good	No Change	Good	Good
SACS accreditation	Yes	No Change	Yes	Yes
Parents attending conferences	100.0%	No Change	100.0%	100.0%
Character development program	Average	Down from Excellent	Excellent	Excellent
Dollars spent per pupil**	\$7,370	Up 11.0%	\$6,975	\$7,458
Percent of expenditures for instruction**	59.7%	Down from 60.8%	69.0%	68.8%
Percent of expenditures for teacher salaries**	53.9%	Down from 56.5%	62.4%	63.2%
% of AYP objectives met	100.0%	No Change	100.0%	100.0%

\* Length of contract = 185+ days.

\*\* Prior year audited financial data available.

## REPORT OF PRINCIPAL AND SCHOOL IMPROVEMENT COUNCIL

Six Mile Elementary continued in its mission to provide a quality education that encourages achievement for all students in a safe and caring environment with the cooperative effort of students, teachers, and parents. A recipient of the 2009 Silver Award and 2009 Upstate Safe Kids School Award, Six Mile Elementary continued as an ambassador for improved educational and safety practices. Six Mile continued to implement initiatives to promote literacy and mathematics, such as; fifteen minutes of nightly reading in level books, daily small group instruction, Marcy Cook math strategies, and writing across the curriculum. MAP testing continued in grades 2-5 and was introduced in K5 and 1st grade to align instruction and assessment with curriculum standards. "Flexible groups" were continued to address specific areas of weakness. Our professional development plan continued to focus on literacy and mathematics instruction and assessment specifically among proficient and advanced students. Single-gender instruction was researched this year as another way to differentiate instruction. Daily common planning time, school-wide monthly meetings, workshops, and conferences kept teachers abreast of the latest research and best practices in various subject areas. All teachers at Six Mile Elementary are Highly Qualified and seven teachers are National Board Certified. In addition, innovative programs already in place at Six Mile Elementary included: wireless internet and other technological advancements; academic achievement recognition and awards; enrichment clubs in grades 3-5; grade-level and school-wide service learning projects; character education program; SIC and PTO; family nights focusing on literacy and math; comprehensive art, music and physical education programs; and a comprehensively challenging and actively interactive curriculum. Volunteers continued to play a vital role at Six Mile Elementary, evident in the fact that Six Mile Elementary finished first in our district in volunteer hours. Our large number of trained parents and community members allowed us to continue a comprehensive tutorial program led solely by volunteers. The SIC, PTO, and parent volunteers continued to support our school in a variety of ways during a difficult year economically. These efforts have shown that collaboration is vital to school success. Six Mile Elementary continues to be a caring community school that promotes the development of the "whole child" while meeting rigorous, new academic standards.

Clif Alexander, Principal  
Cindy Miller, SIC Chairperson

## EVALUATION RESULTS

	Teachers	Students*	Parents*
Number of surveys returned	31	72	47
Percent satisfied with learning environment	100.0%	84.5%	95.7%
Percent satisfied with social and physical environment	100.0%	80.3%	97.8%
Percent satisfied with school-home relations	100.0%	85.9%	91.3%

\*Only students at the highest elementary school grade level at this school and their parents were included.

Comprehensive detail, including definitions of ratings, performance criteria, and explanations of status, is available on [www.ed.sc.gov](http://www.ed.sc.gov) and [www.eoc.sc.gov](http://www.eoc.sc.gov) as well as school and school district websites.

Printed versions are available from school districts upon request.

### Abbreviations Key

N/A Not Applicable N/AV Not Available N/C Not Collected N/R Not Reported I/S Insufficient Sample TBD To be determined  
NI Newly Identified CSI Continuing School Improvement CA Corrective Action RP Plan to Restructure R Restructure DELAY School Improvement Status HOLD School Improvement Status