



# SC Annual School Report Card Summary

**Clemson Elementary**  
**Pickens**  
**Grades: PK-5** Enrollment: 760  
**Principal: Dr. Ken Weichel**  
**Superintendent: Dr. Henry Hunt**  
**Board Chair: Jim Shelton**

## PERFORMANCE

Comprehensive detail, including definitions of ratings, performance criteria, and explanations of status, is available on [www.ed.sc.gov](http://www.ed.sc.gov) and [www.eoc.sc.gov](http://www.eoc.sc.gov) as well as school and school district websites. Printed versions are available from school districts upon request.

YEAR	ABSOLUTE RATING	GROWTH RATING	PALMETTO GOLD AND SILVER AWARD		AYP STATUS	NCLB IMPROVEMENT STATUS
			General Performance	Closing the Gap		
2009	Excellent	Excellent	TBD	TBD	Met	N/A
2008	Excellent	Excellent	Gold	N/A	Not Met	N/A
2007	Excellent	Excellent	Gold	N/A	Met	N/A

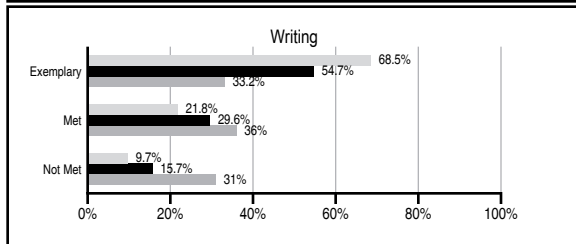
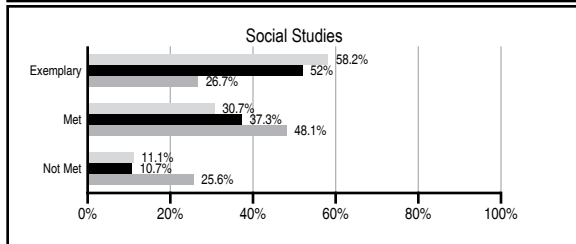
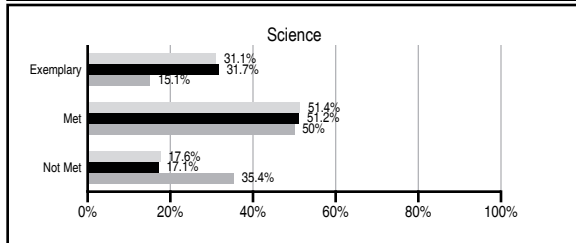
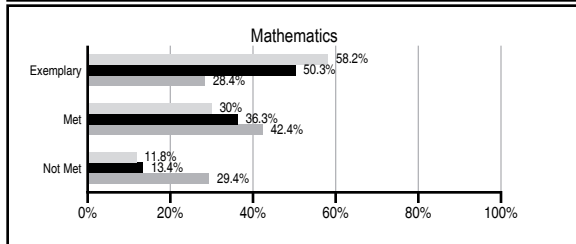
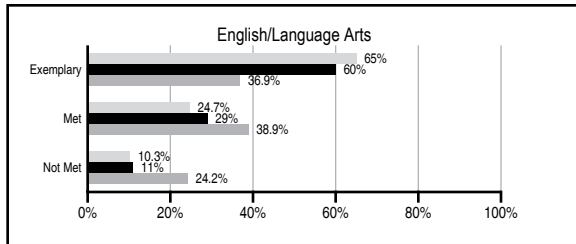
## ABSOLUTE RATINGS OF ELEMENTARY SCHOOLS WITH STUDENTS LIKE OURS\*

EXCELLENT	GOOD	AVERAGE	BELOW AVERAGE	AT-RISK
19	0	2	0	0

\* Ratings are calculated with data available by 06/01/2010. Schools with Students Like Ours are Elementary Schools with Poverty Indices of no more than 5% above or below the index for this school.


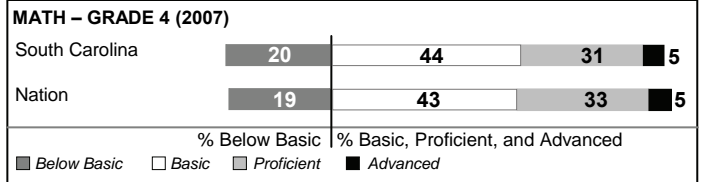
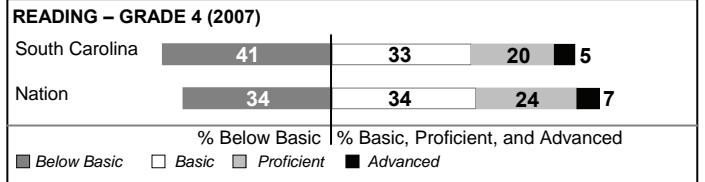
## PASS PERFORMANCE

Our School
  Elementary Schools with Students Like Ours
  Elementary schools statewide



## NAEP PERFORMANCE\*

\* Performance reported for SC and nation, data not available at school level. Percentages at NAEP Achievement Levels.



### SC PERFORMANCE GOAL

**2010 Goal:**  
 By 2010, SC's student achievement will be ranked in the top half of the states nationally. To achieve this goal, we must become one of the fastest improving systems in the country.

**2020 Vision:**  
 By 2020 all students will graduate with the knowledge and skills necessary to compete successfully in the global economy, participate in a democratic society and contribute positively as members of families and communities.

### Abbreviations Key

N/A Not Applicable N/AV Not Available N/C Not Collected N/R Not Reported I/S Insufficient Sample TBD To be determined

NI Newly Identified CSI Continuing School Improvement CA Corrective Action RP Plan to Restructure R Restructure DELAY School Improvement Status HOLD School Improvement Status

# Clemson Elementary [Pickens]

## SCHOOL PROFILE

	Our School	Change from Last Year	Elementary Schools with Students Like Ours	Median Elementary School
<b>Students (n=760)</b>				
Retention rate	2.6%	Up from 2.3%	1.0%	1.9%
Attendance rate	97.4%	Up from 97.3%	96.8%	96.3%
Eligible for gifted and talented	40.4%	Down from 42.9%	27.3%	10.0%
With disabilities other than speech	6.9%	Up from 5.2%	6.5%	7.7%
Older than usual for grade	0.5%	Up from 0.3%	0.0%	0.5%
Out-of-school suspensions or expulsions for violent and/or criminal offenses	0.0%	No Change	0.0%	0.0%
<b>Teachers (n=49)</b>				
Teachers with advanced degrees	69.4%	Up from 59.2%	63.4%	59.4%
Continuing contract teachers	91.8%	Up from 89.8%	82.5%	80.0%
Teachers with emergency or provisional certificates	0.0%	No Change	0.0%	0.0%
Teachers returning from previous year	91.7%	Down from 91.9%	87.5%	85.9%
Teacher attendance rate	95.9%	Up from 95.7%	94.8%	95.1%
Average teacher salary*	\$48,221	Up 3.0%	\$48,221	\$47,149
Classes not taught by highly qualified teachers	0.0%	No Change	0.0%	0.0%
Professional development days/teacher	6.3 days	Down from 14.3 days	10.4 days	11.1 days
<b>School</b>				
Principal's years at school	5.0	Up from 4.0	5.0	4.0
Student-teacher ratio in core subjects	20.7 to 1	Down from 20.8 to 1	20.5 to 1	18.8 to 1
Prime instructional time	92.3%	Up from 91.3%	90.5%	90.4%
Opportunities in the arts	Good	No Change	Good	Good
SACS accreditation	Yes	No Change	Yes	Yes
Parents attending conferences	100.0%	No Change	100.0%	100.0%
Character development program	Good	Down from Excellent	Excellent	Excellent
Dollars spent per pupil**	\$7,559	Up 8.5%	\$7,059	\$7,458
Percent of expenditures for instruction**	62.6%	Up from 62.2%	74.1%	68.8%
Percent of expenditures for teacher salaries**	56.9%	Down from 57.8%	68.7%	63.2%
% of AYP objectives met	100.0%	Up from 76.5%	100.0%	100.0%

\* Length of contract = 185+ days.

\*\* Prior year audited financial data available.

## EVALUATION RESULTS

	Teachers	Students*	Parents*
Number of surveys returned	48	104	54
Percent satisfied with learning environment	97.9%	86.4%	94.3%
Percent satisfied with social and physical environment	100.0%	87.4%	94.4%
Percent satisfied with school-home relations	100.0%	86.4%	90.6%

\*Only students at the highest elementary school grade level at this school and their parents were included.

## REPORT OF PRINCIPAL AND SCHOOL IMPROVEMENT COUNCIL

Clemson Elementary School is a student-centered, high-achieving school serving approximately 760 students from 4K through grade five. We moved to our new campus in the fall of 2001. Our building is a beautiful, state-of-the-art facility designed to promote maximum student learning in a safe, caring environment. The school grounds include athletic fields, playgrounds, theme gardens, wall murals, nature trail, a barn, and outdoor classrooms. Our school has an award-winning and outstanding staff dedicated to helping all students grow and succeed. Our school enjoys continual support from our parents and community. The PTA and School Improvement Council are instrumental in our planning and improvement process.

Sustained, high student achievement remains a trademark of our school. Our standardized test scores traditionally rank among the highest in South Carolina. We are proud to have earned an "Excellent" in both Absolute and Improvement ratings on our two most recent state Report Cards. These rankings resulted in us being one of only 31 schools across the state to earn a prestigious Palmetto Gold Award each of the eight years the state offered the award. Clemson Elementary is a Red Carpet School for being family friendly. We were a finalist for the Carolina First Palmetto's Finest Award three times over the past seven years. We continue to stress academic achievement through the use of Write from the Beginning, MAP testing and Classworks, America Reads, Olympics of the Mind, Reading Recovery, Math Super Stars, Cruisers Safety Program, and other on-going instructional efforts. Implementing two multi-age classes is an innovation linking instruction with student learning styles and presenting parents with alternatives.

We believe service learning and service to our community are important aspects of our offerings to students. These are vehicles for our students to learn good citizenship and compassion for others. Among our student and staff efforts are gathering canned goods for a local food bank, collecting toys for Country Santa, Jump Rope for Heart, Special Olympics, Buck-a-Book, and Relay for Life. We believe learning is a commitment extending beyond routine school hours and days. To this end, we offer students many opportunities to extend their learning. Jump Rope team, chorus, Chess Club, and the Mileage Club meet either before or after school. The media center sponsors the Story Telling and the Reading Patch Clubs. Over 250 students are served daily in our after-school-care programs. PTA sponsors the International Festival, a fall carnival, an ice cream social, and family dinner nights. Teachers extend classroom learning with events such as Something Special, field trips, musical productions, guest speakers, artists in residence, volunteer tutoring, and Special Olympics. A partnership with the City of Clemson makes our facilities available after hours and during the summer to benefit our community's children on a year-round basis.

The future challenges us to maintain our high academic standards, yet still meet the demands of serving a diverse student population. We continue reaching out to fulfill community needs while welcoming help from others to meet our students' needs. We seek to create a culture of excellence in teaching and learning even as we strive to embody our motto, "Clemson Elementary, where every day is a great day to learn."

Dr. Kenneth H. Weichel, Principal  
Dr. Windsor Sherrill, School Improvement Council Chair

Comprehensive detail, including definitions of ratings, performance criteria, and explanations of status, is available on [www.ed.sc.gov](http://www.ed.sc.gov) and [www.eoc.sc.gov](http://www.eoc.sc.gov) as well as school and school district websites.

Printed versions are available from school districts upon request.

### Abbreviations Key

N/A Not Applicable N/AV Not Available N/C Not Collected N/R Not Reported I/S Insufficient Sample TBD To be determined

NI Newly Identified CSI Continuing School Improvement CA Corrective Action RP Plan to Restructure R Restructure DELAY School Improvement Status HOLD School Improvement Status