



SC Annual School Report Card Summary

Liberty Elementary
 Pickens
 Grades: PK-4 Enrollment: 846
 Principal: Lowell Haynes
 Superintendent: Dr. Henry Hunt
 Board Chair: Jim Shelton

PERFORMANCE

Comprehensive detail, including definitions of ratings, performance criteria, and explanations of status, is available on www.ed.sc.gov and www.eoc.sc.gov as well as school and school district websites. Printed versions are available from school districts upon request.

YEAR	ABSOLUTE RATING	GROWTH RATING	PALMETTO GOLD AND SILVER AWARD		AYP STATUS	NCLB IMPROVEMENT STATUS
			General Performance	Closing the Gap		
2009	Good	Excellent	TBD	TBD	Not Met	N/A
2008	Average	Excellent	Gold	Silver	Not Met	N/A
2007	Good	Excellent	Gold	N/A	Met	N/A

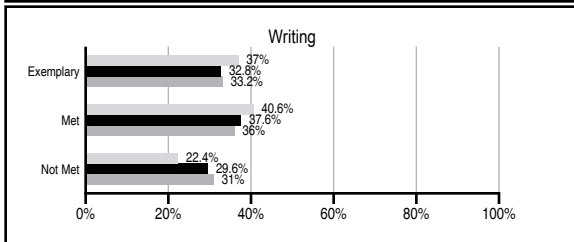
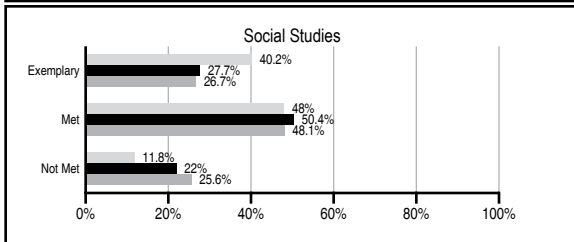
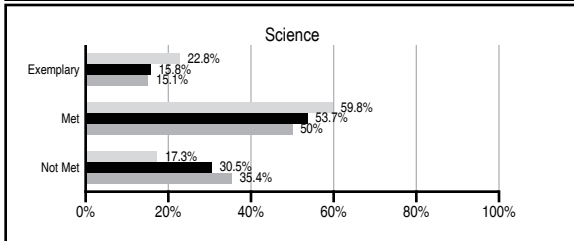
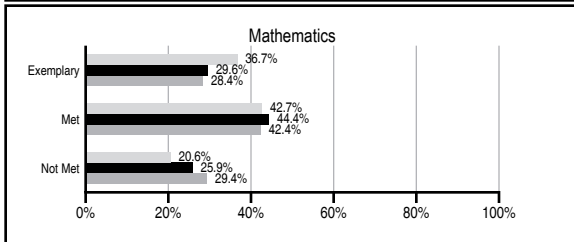
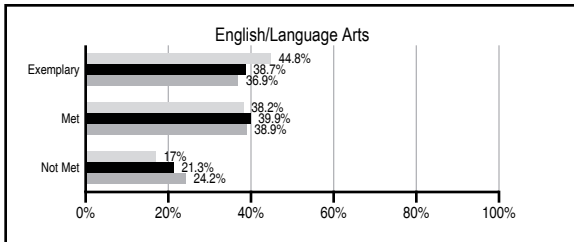
ABSOLUTE RATINGS OF ELEMENTARY SCHOOLS WITH STUDENTS LIKE OURS*

EXCELLENT	GOOD	AVERAGE	BELOW AVERAGE	AT-RISK
5	29	73	2	0

* Ratings are calculated with data available by 06/01/2010. Schools with Students Like Ours are Elementary Schools with Poverty Indices of no more than 5% above or below the index for this school.



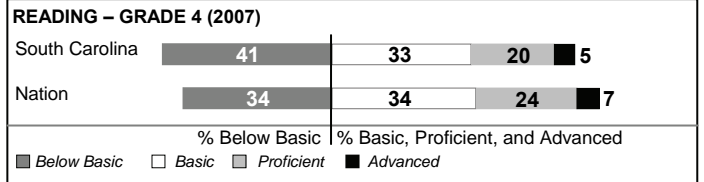
PASS PERFORMANCE

Our School
 Elementary Schools with Students Like Ours
 Elementary schools statewide



NAEP PERFORMANCE*

* Performance reported for SC and nation, data not available at school level. Percentages at NAEP Achievement Levels.



SC PERFORMANCE GOAL

2010 Goal:
 By 2010, SC's student achievement will be ranked in the top half of the states nationally. To achieve this goal, we must become one of the fastest improving systems in the country.

2020 Vision:
 By 2020 all students will graduate with the knowledge and skills necessary to compete successfully in the global economy, participate in a democratic society and contribute positively as members of families and communities.

Abbreviations Key

N/A Not Applicable N/AV Not Available N/C Not Collected N/R Not Reported I/S Insufficient Sample TBD To be determined
 NI Newly Identified CSI Continuing School Improvement CA Corrective Action RP Plan to Restructure R Restructure DELAY School Improvement Status HOLD School Improvement Status

Liberty Elementary [Pickens]

SCHOOL PROFILE

	Our School	Change from Last Year	Elementary Schools with Students Like Ours	Median Elementary School
Students (n=846)				
Retention rate	5.0%	Up from 4.8%	2.1%	1.9%
Attendance rate	96.6%	Up from 96.0%	96.2%	96.3%
Eligible for gifted and talented	9.3%	Up from 8.8%	10.9%	10.0%
With disabilities other than speech	5.8%	Up from 5.4%	9.2%	7.7%
Older than usual for grade	0.9%	Down from 1.2%	0.6%	0.5%
Out-of-school suspensions or expulsions for violent and/or criminal offenses	0.0%	No Change	0.0%	0.0%
Teachers (n=58)				
Teachers with advanced degrees	55.2%	Up from 44.3%	59.0%	59.4%
Continuing contract teachers	86.2%	Up from 78.7%	83.9%	80.0%
Teachers with emergency or provisional certificates	1.9%	Down from 2.1%	0.0%	0.0%
Teachers returning from previous year	85.7%	Up from 85.5%	86.6%	85.9%
Teacher attendance rate	95.1%	Down from 95.4%	95.1%	95.1%
Average teacher salary*	\$45,932	Up 6.4%	\$47,262	\$47,149
Classes not taught by highly qualified teachers	0.0%	No Change	0.0%	0.0%
Professional development days/teacher	13.8 days	Down from 18.0 days	11.8 days	11.1 days
School				
Principal's years at school	3.0	Up from 2.0	5.0	4.0
Student-teacher ratio in core subjects	18.2 to 1	Down from 19.8 to 1	19.1 to 1	18.8 to 1
Prime instructional time	90.5%	Up from 89.8%	90.3%	90.4%
Opportunities in the arts	Good	No Change	Good	Good
SACS accreditation	Yes	No Change	Yes	Yes
Parents attending conferences	100.0%	No Change	100.0%	100.0%
Character development program	Excellent	No Change	Excellent	Excellent
Dollars spent per pupil**	\$7,524	Up 0.9%	\$7,279	\$7,458
Percent of expenditures for instruction**	61.8%	Up from 60.1%	68.1%	68.8%
Percent of expenditures for teacher salaries**	54.5%	Up from 54.3%	63.3%	63.2%
% of AYP objectives met	94.1%	Up from 88.2%	100.0%	100.0%

* Length of contract = 185+ days.

** Prior year audited financial data available.

EVALUATION RESULTS

	Teachers	Students*	Parents*
Number of surveys returned	62	171	102
Percent satisfied with learning environment	96.8%	89.4%	93.0%
Percent satisfied with social and physical environment	100.0%	86.0%	95.0%
Percent satisfied with school-home relations	91.9%	84.2%	90.9%

*Only students at the highest elementary school grade level at this school and their parents were included.

REPORT OF PRINCIPAL AND SCHOOL IMPROVEMENT COUNCIL

The mission of Liberty Elementary School is to learn and grow together. Through a safe environment, we serve 862 students in K4 through the 4th grade. Liberty Elementary has been recognized by the state of South Carolina as an award winning school. During the past six years, we have earned five Palmetto Gold Awards and two Palmetto Silver. In 2007, we were recognized for Closing the Achievement Gap for five consecutive years. This success can be attributed to our connection with the community, pursuing excellence through staff development, implementation of the Positive Behavior Intervention System (PBIS), and embracing differences. We share the educational responsibility of our students with their parents and our community. Some of the opportunities for school involvement include the School Improvement Council, PTO, and the volunteer program. Communication is enhanced through weekly folders, the Parent Link phone system, newsletters, and agendas. We invite the community and parents into the school to attend informational nights as well as a variety of activities throughout the year including An Evening of the Arts, Movie Nights, Spring Fling, and a variety of student performances.

As in the past, our main goal at Liberty is student achievement. Through staff development, our teachers are equipped with the most current best practices in education. Our teachers meet to monitor the progress of students and set consistent expectations among and across grade levels. Our main initiative has been to establish the foundation of literacy in our students. Our teachers implement the district literacy model which includes guided reading, content area reading, Accelerated Reader, Write From the Beginning, and Reading Recovery. Our staff uses Thinking Maps, Every Day Math, and science kits to deliver content. In addition to effective instruction, we believe that data analysis and goal setting drives student achievement. We have set school-wide goals for Measures of Academic Progress (MAP), PASS, and DRA reading levels. Our instructional coach and technology resource teacher work closely with students and teachers to set individual goals for MAP. Teachers work with the media specialist to set Accelerated Reader goals for students in grades two through four.

Liberty Elementary promotes a positive learning environment. We earned the Red Carpet Award in 2006. Through the PBIS program, we recognize student success in positive ways including PAWS (Principal's Award Winning Students) and Leader of the Pack for exceptional behavior. We also believe that each child is special and unique. Through a child-centered learning environment, we provide the students with a variety of opportunities to be successful. Whether it is through art, music, physical education, or academics, our students are allowed to find their strengths and pursue them. We embrace these strengths and differences to encourage our students to make positive contributions to our community and prepare for tomorrow's workforce. As we maintain high expectations, we always have the best interest of each child in our hearts.

Andrea Aiken, Chair of the School Improvement Council
Shaileen Riginos, Principal

Comprehensive detail, including definitions of ratings, performance criteria, and explanations of status, is available on www.ed.sc.gov and www.eoc.sc.gov as well as school and school district websites.

Printed versions are available from school districts upon request.

Abbreviations Key

N/A Not Applicable N/AV Not Available N/C Not Collected N/R Not Reported I/S Insufficient Sample TBD To be determined
NI Newly Identified CSI Continuing School Improvement CA Corrective Action RP Plan to Restructure R Restructure DELAY Delay Improvement Status HOLD School Improvement Status