



SC Annual School Report Card Summary

A R Lewis Elementary
Pickens

Grades: PK-5

Enrollment: 246

Principal: Kathy Brazinski

Superintendent: Dr. Henry Hunt

Board Chair: Jim Shelton

PERFORMANCE

Comprehensive detail, including definitions of ratings, performance criteria, and explanations of status, is available on www.ed.sc.gov and www.eoc.sc.gov as well as school and school district websites. Printed versions are available from school districts upon request.

| YEAR | ABSOLUTE RATING | GROWTH RATING | PALMETTO GOLD AND SILVER AWARD | | AYP STATUS | NCLB IMPROVEMENT STATUS |
|------|-----------------|---------------|--------------------------------|-----------------|------------|-------------------------|
| | | | General Performance | Closing the Gap | | |
| 2009 | Good | Excellent | TBD | TBD | Met | N/A |
| 2008 | Good | Below Average | N/A | Silver | Met | N/A |
| 2007 | Good | Below Average | N/A | N/A | Met | N/A |

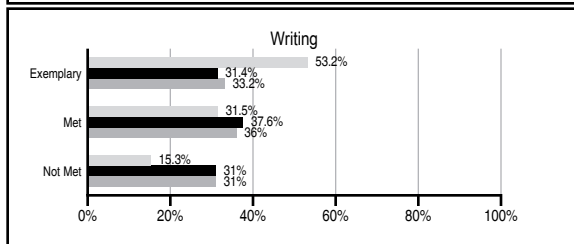
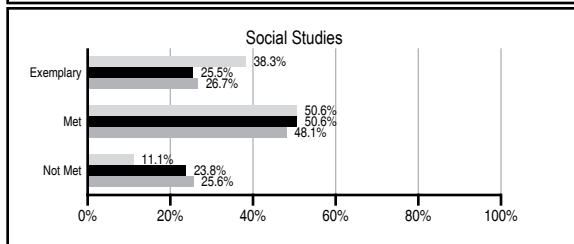
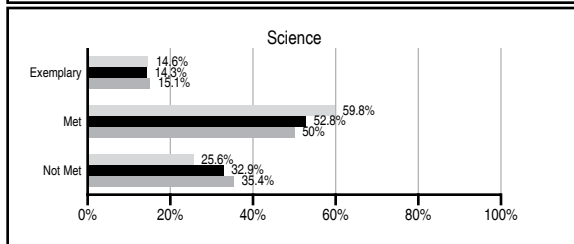
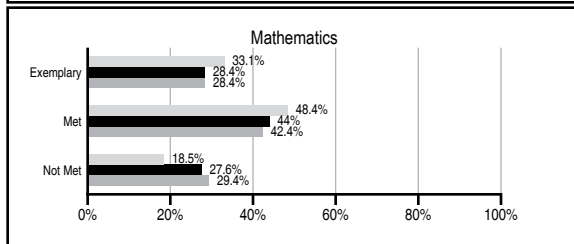
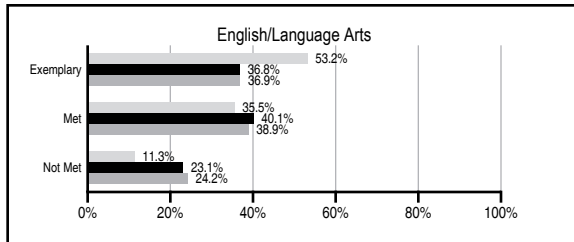
ABSOLUTE RATINGS OF ELEMENTARY SCHOOLS WITH STUDENTS LIKE OURS*

| EXCELLENT | GOOD | AVERAGE | BELOW AVERAGE | AT-RISK |
|-----------|------|---------|---------------|---------|
| 3 | 25 | 80 | 5 | 0 |

* Ratings are calculated with data available by 06/01/2010. Schools with Students Like Ours are Elementary Schools with Poverty Indices of no more than 5% above or below the index for this school.




PASS PERFORMANCE

Our School
 Elementary Schools with Students Like Ours
 Elementary schools statewide



NAEP PERFORMANCE*

* Performance reported for SC and nation, data not available at school level. Percentages at NAEP Achievement Levels.



SC PERFORMANCE GOAL

2010 Goal:

By 2010, SC's student achievement will be ranked in the top half of the states nationally. To achieve this goal, we must become one of the fastest improving systems in the country.

2020 Vision:

By 2020 all students will graduate with the knowledge and skills necessary to compete successfully in the global economy, participate in a democratic society and contribute positively as members of families and communities.

Abbreviations Key

N/A Not Applicable N/AV Not Available N/C Not Collected N/R Not Reported I/S Insufficient Sample TBD To be determined

NI Newly Identified CSI Continuing School Improvement CA Corrective Action RP Plan to Restructure R Restructure DELAY School Improvement Status HOLD School Improvement Status

A R Lewis Elementary [Pickens]

SCHOOL PROFILE

| | Our School | Change from Last Year | Elementary Schools with Students Like Ours | Median Elementary School |
|--|------------|-----------------------|--|--------------------------|
| Students (n=246) | | | | |
| Retention rate | 2.1% | Up from 1.8% | 2.0% | 1.9% |
| Attendance rate | 96.4% | Down from 96.8% | 96.2% | 96.3% |
| Eligible for gifted and talented | 16.7% | Up from 15.0% | 10.0% | 10.0% |
| With disabilities other than speech | 10.8% | Up from 7.1% | 9.5% | 7.7% |
| Older than usual for grade | 1.0% | Up from 0.5% | 0.4% | 0.5% |
| Out-of-school suspensions or expulsions for violent and/or criminal offenses | 0.0% | Down from 0.4% | 0.0% | 0.0% |
| Teachers (n=20) | | | | |
| Teachers with advanced degrees | 75.0% | Up from 61.9% | 59.7% | 59.4% |
| Continuing contract teachers | 90.0% | Down from 95.2% | 83.7% | 80.0% |
| Teachers with emergency or provisional certificates | 0.0% | No Change | 0.0% | 0.0% |
| Teachers returning from previous year | 94.3% | Down from 94.4% | 88.3% | 85.9% |
| Teacher attendance rate | 97.8% | Up from 94.9% | 95.1% | 95.1% |
| Average teacher salary* | \$48,143 | Up 3.6% | \$47,517 | \$47,149 |
| Classes not taught by highly qualified teachers | 0.0% | No Change | 0.0% | 0.0% |
| Professional development days/teacher | 15.8 days | Up from 13.2 days | 11.6 days | 11.1 days |
| School | | | | |
| Principal's years at school | 10.0 | No Change | 4.0 | 4.0 |
| Student-teacher ratio in core subjects | 18.3 to 1 | Up from 17.7 to 1 | 19.0 to 1 | 18.8 to 1 |
| Prime instructional time | 93.3% | Up from 91.0% | 90.3% | 90.4% |
| Opportunities in the arts | Good | No Change | Good | Good |
| SACS accreditation | Yes | No Change | Yes | Yes |
| Parents attending conferences | 100.0% | No Change | 100.0% | 100.0% |
| Character development program | Excellent | No Change | Excellent | Excellent |
| Dollars spent per pupil** | \$11,056 | Up 17.0% | \$7,471 | \$7,458 |
| Percent of expenditures for instruction** | 53.7% | Down from 53.8% | 67.9% | 68.8% |
| Percent of expenditures for teacher salaries** | 46.6% | Down from 48.4% | 61.7% | 63.2% |
| % of AYP objectives met | 100.0% | No Change | 100.0% | 100.0% |

* Length of contract = 185+ days.

** Prior year audited financial data available.

EVALUATION RESULTS

| | Teachers | Students* | Parents* |
|--|----------|-----------|----------|
| Number of surveys returned | 22 | 47 | 38 |
| Percent satisfied with learning environment | 95.5% | 91.3% | 97.2% |
| Percent satisfied with social and physical environment | 100.0% | 80.4% | 89.2% |
| Percent satisfied with school-home relations | 100.0% | 80.9% | 94.7% |

*Only students at the highest elementary school grade level at this school and their parents were included.

REPORT OF PRINCIPAL AND SCHOOL IMPROVEMENT COUNCIL

Albert R. Lewis is a small rural school nestled in the mountains of northwestern South Carolina. The school was built in 1959, renovated in 1990 and current renovation in 2009. As a Title 1 school, we have had many successes to celebrate. MAP (Measurement of Academic Progress) scores continue to improve each year as we begin to establish a trend in Kindergarten through 5th grade. Our school has met AYP (Adequate Yearly Progress) for seven out of eight years and the last six years in a row.

In 2008-2009 we received a Fresh Fruits and Vegetable grant for \$12,700 through the SDE and USDA, and again in 2009-2010 for \$12,400. We were also awarded the Healthier US Challenge Gold Award from USDA and became a Team Nutrition School recognized nation wide.

We are very proud of the many rewards received on a national level and on a state level. A.R. Lewis received the Red Carpet award from the SDE, for the second time, as well as three 21st Century Learning Center Grants to accommodate students in a strong successful after school program.

Along with celebrations, we are also proud of being a TAP school (Teacher Advancement Program), to increase student achievement through professional development.

PBIS (Positive Behavior Intervention Support)gives us a positive focus on school discipline. This is headed by our assistant principal. We were recognized by the State Department of Education as a PBIS Banner school.

We welcome all to our school with a goal to focus on each child, parent, teacher and staff.

Kathy Brazinski, Principal
Dean Porter, SIC Chairman

Comprehensive detail, including definitions of ratings, performance criteria, and explanations of status, is available on www.ed.sc.gov and www.eoc.sc.gov as well as school and school district websites.

Printed versions are available from school districts upon request.

Abbreviations Key

N/A Not Applicable N/AV Not Available N/C Not Collected N/R Not Reported I/S Insufficient Sample TBD To be determined

NI Newly Identified CSI Continuing School Improvement CA Corrective Action RP Plan to Restructure R Restructure DELAY School Improvement Status HOLD School Improvement Status