

SC Annual School Report Card Summary

Hagood Elementary
 Pickens
 Grades: PK-5 Enrollment: 363
 Principal: Karen Jackson
 Superintendent: Dr. Henry Hunt
 Board Chair: Jim Shelton

PERFORMANCE

Comprehensive detail, including definitions of ratings, performance criteria, and explanations of status, is available on www.ed.sc.gov and www.eoc.sc.gov as well as school and school district websites. Printed versions are available from school districts upon request.

YEAR	ABSOLUTE RATING	GROWTH RATING	PALMETTO GOLD AND SILVER AWARD		AYP STATUS	NCLB IMPROVEMENT STATUS
			General Performance	Closing the Gap		
2009	Average	Good	TBD	TBD	Met	N/A
2008	Average	Below Average	N/A	N/A	Not Met	N/A
2007	Average	Average	N/A	N/A	Met	N/A

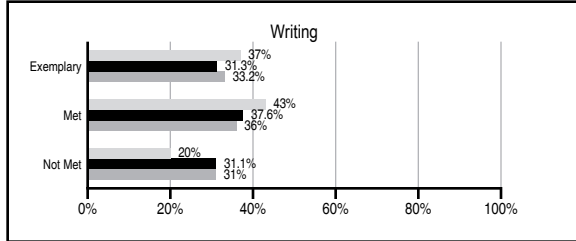
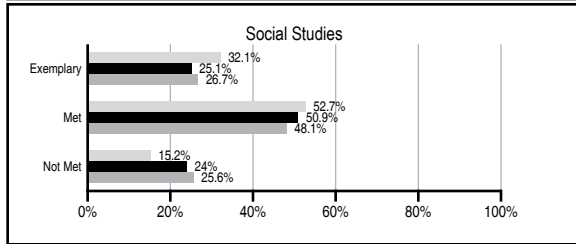
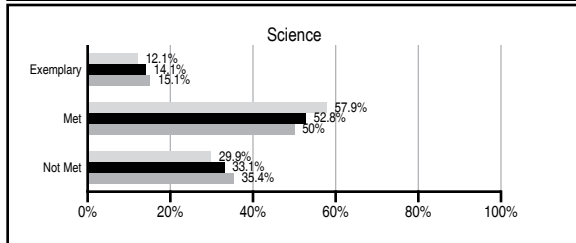
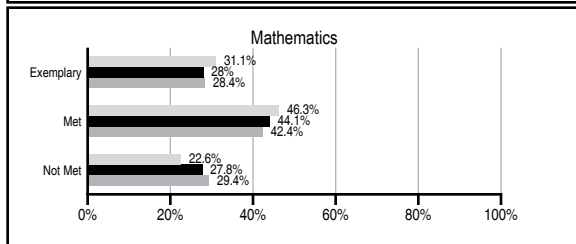
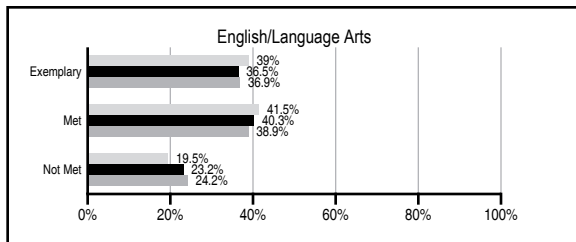
ABSOLUTE RATINGS OF ELEMENTARY SCHOOLS WITH STUDENTS LIKE OURS*

EXCELLENT	GOOD	AVERAGE	BELOW AVERAGE	AT-RISK
2	25	80	5	0

* Ratings are calculated with data available by 06/01/2010. Schools with Students Like Ours are Elementary Schools with Poverty Indices of no more than 5% above or below the index for this school.




PASS PERFORMANCE

Our School
 Elementary Schools with Students Like Ours
 Elementary schools statewide



NAEP PERFORMANCE*

* Performance reported for SC and nation, data not available at school level. Percentages at NAEP Achievement Levels.



SC PERFORMANCE GOAL

2010 Goal:
 By 2010, SC's student achievement will be ranked in the top half of the states nationally. To achieve this goal, we must become one of the fastest improving systems in the country.

2020 Vision:
 By 2020 all students will graduate with the knowledge and skills necessary to compete successfully in the global economy, participate in a democratic society and contribute positively as members of families and communities.

Abbreviations Key

N/A Not Applicable N/AV Not Available N/C Not Collected N/R Not Reported I/S Insufficient Sample TBD To be determined
 NI Newly Identified CSI Continuing School Improvement CA Corrective Action RP Plan to Restructure R Restructure DELAY School Improvement Status HOLD School Improvement Status

Hagood Elementary [Pickens]

SCHOOL PROFILE

	Our School	Change from Last Year	Elementary Schools with Students Like Ours	Median Elementary School
Students (n=363)				
Retention rate	3.2%	Up from 1.7%	2.0%	1.9%
Attendance rate	96.2%	Down from 96.3%	96.2%	96.3%
Eligible for gifted and talented	13.5%	Down from 14.9%	9.9%	10.0%
With disabilities other than speech	11.6%	Down from 12.3%	9.5%	7.7%
Older than usual for grade	1.4%	Up from 0.0%	0.5%	0.5%
Out-of-school suspensions or expulsions for violent and/or criminal offenses	0.0%	No Change	0.0%	0.0%
Teachers (n=29)				
Teachers with advanced degrees	65.5%	Down from 66.7%	59.4%	59.4%
Continuing contract teachers	82.8%	Down from 86.7%	83.7%	80.0%
Teachers with emergency or provisional certificates	0.0%	No Change	0.0%	0.0%
Teachers returning from previous year	86.2%	Down from 87.2%	88.2%	85.9%
Teacher attendance rate	96.7%	Up from 95.7%	95.1%	95.1%
Average teacher salary*	\$51,265	Up 4.8%	\$47,509	\$47,149
Classes not taught by highly qualified teachers	6.6%	Up from 0.0%	0.0%	0.0%
Professional development days/teacher	19.7 days	Down from 20.0 days	11.7 days	11.1 days
School				
Principal's years at school	8.0	Up from 7.0	4.0	4.0
Student-teacher ratio in core subjects	16.2 to 1	Up from 16.1 to 1	19.0 to 1	18.8 to 1
Prime instructional time	92.5%	Up from 90.9%	90.2%	90.4%
Opportunities in the arts	Good	No Change	Good	Good
SACS accreditation	Yes	No Change	Yes	Yes
Parents attending conferences	100.0%	No Change	100.0%	100.0%
Character development program	Excellent	No Change	Excellent	Excellent
Dollars spent per pupil**	\$10,114	Up 0.9%	\$7,409	\$7,458
Percent of expenditures for instruction**	62.4%	Down from 65.4%	67.9%	68.8%
Percent of expenditures for teacher salaries**	56.1%	Down from 57.3%	61.7%	63.2%
% of AYP objectives met	100.0%	Up from 86.7%	100.0%	100.0%

* Length of contract = 185+ days.

** Prior year audited financial data available.

EVALUATION RESULTS

	Teachers	Students*	Parents*
Number of surveys returned	27	60	51
Percent satisfied with learning environment	84.6%	81.4%	90.0%
Percent satisfied with social and physical environment	100.0%	90.0%	96.0%
Percent satisfied with school-home relations	80.8%	85.0%	84.3%

*Only students at the highest elementary school grade level at this school and their parents were included.

REPORT OF PRINCIPAL AND SCHOOL IMPROVEMENT COUNCIL

Hagood Elementary School is a 4K through 5th grade school serving a diverse population of 370 students. We provide a comprehensive, creative curriculum in a safe and nurturing environment. Our motto "Hagood Eagles are Respectful, Responsible and Safe." reflects our vision of excellence in building a foundation for lifelong learning and productive citizenship for all students. Hagood Elementary School offers many special programs including music, art, physical education, After School Care Program, Homework Center, Quest, Reading Interventionist, speech therapy, computer labs, guidance services, self-contained OD, LD and resource classes, a tutorial program and educational field trips.

Accomplishments for the 2008-09 school year include:

Positive Behavior Interventions and Supports (PBIS)
Exemplar School Award 2008-09
Red Carpet Award, 2005-2008
Palmetto Silver Award 2004-05, 2005-06
Zest Quest Wellness Challenge Award for faculty and staff 2007-08

Continued accreditation by Southern Association of Colleges and Schools

Eight National Board Certified Teachers; Two Ph.D certified teachers

100% classified staff met paraprofessional requirements for NCLB

Model Reading Renaissance Classroom, Mrs. Karla Hall
Recognition of national pride through sponsorship of Veteran's Day and National Anthem Day activities
Hosted Title 1 Summer Academy 2005, 2006, 2007, 2008, 2009

School Academy of Science Competition Award, Regional Science Fair participants, Essay Publications, State and District Choral Festival, State Superintendent's Writing Awards Programs, District Spelling Bee, National Geography Bee

School to Home Connections: Family Nights, Special Events for Grandparents, Moms and Dads

Schoolwide Zest Quest Wellness Coach for students, families, faculty and staff

Student Council for third, fourth, and fifth graders

Schoolwide Character Education Program

Student Flag Patrol; Student Safety Patrol

Schoolwide Service Learning Program; faculty/staff and student Service Learning Task-Force sponsored activities

Reading and Attendance incentives awarded

Implemented Beta Classworks Program for remediation and enrichment

Administrators hosted schoolwide hotdog cookout in the spring

Annual fifth grade versus faculty and staff kickball game
Schoolwide Recycling Program, Litter Trashes Everyone program, Grade 3 participated in "Traveling Trash Bash" to emphasize recycling and environmental awareness

We look forward to a continuation of building strong minds through behavior, character and service to others in 2009-2010

Karen D. Jackson, Principal Coleen Johnston, SIC Chair

Comprehensive detail, including definitions of ratings, performance criteria, and explanations of status, is available on www.ed.sc.gov and www.eoc.sc.gov as well as school and school district websites.

Printed versions are available from school districts upon request.

Abbreviations Key

N/A Not Applicable N/AV Not Available N/C Not Collected N/R Not Reported I/S Insufficient Sample TBD To be determined

NI Newly Identified CSI Continuing School Improvement CA Corrective Action RP Plan to Restructure R Restructure DELAY School Improvement Status HOLD School Improvement Status