



# SC Annual School Report Card Summary

Forest Acres Elementary  
 Pickens  
 Grades: PK-5 Enrollment: 699  
 Principal: Stephanie Price  
 Superintendent: Dr. Henry Hunt  
 Board Chair: Jim Shelton

## PERFORMANCE

Comprehensive detail, including definitions of ratings, performance criteria, and explanations of status, is available on [www.ed.sc.gov](http://www.ed.sc.gov) and [www.eoc.sc.gov](http://www.eoc.sc.gov) as well as school and school district websites. Printed versions are available from school districts upon request.

YEAR	ABSOLUTE RATING	GROWTH RATING	PALMETTO GOLD AND SILVER AWARD		AYP STATUS	NCLB IMPROVEMENT STATUS
			General Performance	Closing the Gap		
2009	Excellent	Excellent	TBD	TBD	Met	N/A
2008	Excellent	Good	Gold	Gold	Met	N/A
2007	Good	Average	Silver	N/A	Met	N/A

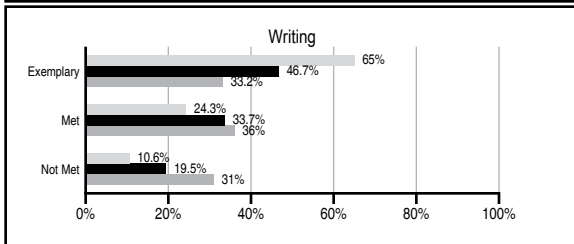
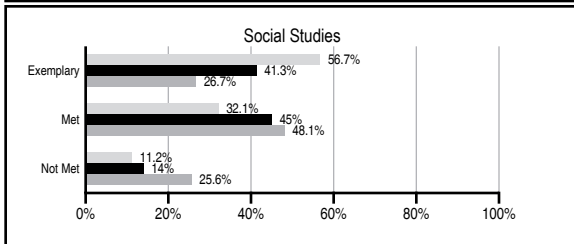
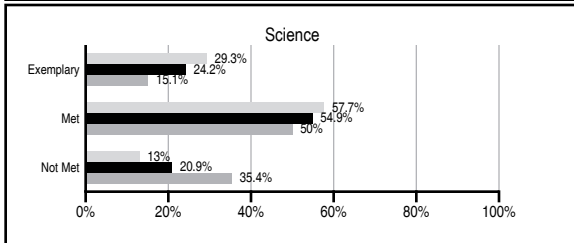
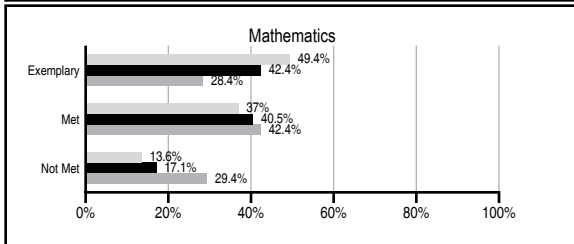
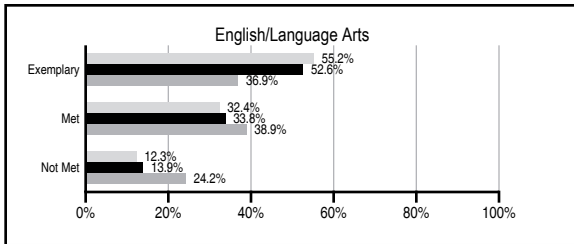
## ABSOLUTE RATINGS OF ELEMENTARY SCHOOLS WITH STUDENTS LIKE OURS\*

EXCELLENT	GOOD	AVERAGE	BELOW AVERAGE	AT-RISK
24	11	5	0	0

\* Ratings are calculated with data available by 06/01/2010. Schools with Students Like Ours are Elementary Schools with Poverty Indices of no more than 5% above or below the index for this school.

## PASS PERFORMANCE

Our School
  Elementary Schools with Students Like Ours
  Elementary schools statewide



## NAEP PERFORMANCE\*

\* Performance reported for SC and nation, data not available at school level. Percentages at NAEP Achievement Levels.



### SC PERFORMANCE GOAL

**2010 Goal:**  
 By 2010, SC's student achievement will be ranked in the top half of the states nationally. To achieve this goal, we must become one of the fastest improving systems in the country.

**2020 Vision:**  
 By 2020 all students will graduate with the knowledge and skills necessary to compete successfully in the global economy, participate in a democratic society and contribute positively as members of families and communities.

### Abbreviations Key

N/A Not Applicable N/AV Not Available N/C Not Collected N/R Not Reported I/S Insufficient Sample TBD To be determined  
 NI Newly Identified CSI Continuing School Improvement CA Corrective Action RP Plan to Restructure R Restructure DELAY School Improvement Status HOLD School Improvement Status

# Forest Acres Elementary [Pickens]

## SCHOOL PROFILE

	Our School	Change from Last Year	Elementary Schools with Students Like Ours	Median Elementary School
<b>Students (n=699)</b>				
Retention rate	2.1%	Down from 3.6%	1.7%	1.9%
Attendance rate	97.0%	Up from 96.9%	96.7%	96.3%
Eligible for gifted and talented	22.1%	Down from 23.5%	18.0%	10.0%
With disabilities other than speech	7.1%	No Change	6.7%	7.7%
Older than usual for grade	0.7%	Down from 0.8%	0.4%	0.5%
Out-of-school suspensions or expulsions for violent and/or criminal offenses	0.0%	No Change	0.0%	0.0%
<b>Teachers (n=46)</b>				
Teachers with advanced degrees	65.2%	Up from 53.3%	60.3%	59.4%
Continuing contract teachers	89.1%	Up from 88.9%	82.0%	80.0%
Teachers with emergency or provisional certificates	0.0%	No Change	0.0%	0.0%
Teachers returning from previous year	90.9%	Down from 92.3%	86.9%	85.9%
Teacher attendance rate	96.8%	Up from 95.9%	95.6%	95.1%
Average teacher salary*	\$47,772	Up 5.7%	\$48,542	\$47,149
Classes not taught by highly qualified teachers	0.0%	No Change	0.0%	0.0%
Professional development days/teacher	11.1 days	Down from 14.6 days	10.9 days	11.1 days
<b>School</b>				
Principal's years at school	1.0	Down from 10.0	3.0	4.0
Student-teacher ratio in core subjects	20.9 to 1	Up from 19.5 to 1	20.3 to 1	18.8 to 1
Prime instructional time	93.3%	Up from 92.1%	91.5%	90.4%
Opportunities in the arts	Good	No Change	Good	Good
SACS accreditation	Yes	No Change	Yes	Yes
Parents attending conferences	99.6%	Down from 100.0%	100.0%	100.0%
Character development program	Excellent	Up from Good	Excellent	Excellent
Dollars spent per pupil**	\$7,451	Up 6.9%	\$6,632	\$7,458
Percent of expenditures for instruction**	63.9%	Up from 63.5%	70.6%	68.8%
Percent of expenditures for teacher salaries**	58.1%	Down from 58.7%	66.1%	63.2%
% of AYP objectives met	100.0%	No Change	100.0%	100.0%

\* Length of contract = 185+ days.

\*\* Prior year audited financial data available.

## REPORT OF PRINCIPAL AND SCHOOL IMPROVEMENT COUNCIL

Forest Acres boasts a newly renovated facility that provides students with optimal learning experiences through the integration of technology, literature, science, math, movement, and the arts. In addition to a challenging curriculum, Forest Acres teachers strive to make real-life connections for students and develop high interest lessons that reflect state standards. Our PTA sponsors weeklong artists in residency to enhance our school's arts program. Outdoor learning environments offer students the opportunity to interact with their environment. A water garden provides students with space to study weather, plant life, and seasons. A nature trail allows students the opportunity to have science classes outdoors. Students are also involved in extracurricular activities, such as Student Council, Safety Patrols, Panther Postal Service, and Boy Scouts. Student Council sponsors service learning programs that benefit our community, such as the Angel Tree, Cans for Kids, and Souper Bowl Sunday collections. At Forest Acres, we make every effort to teach the whole child.

Forest Acres places a strong emphasis on Character Education with an emphasis on assisting students in developing an ability to recognize positive character traits in themselves and others. Each month, a different character trait is emphasized. The guidance counselor, administrators, and teachers all find ways of incorporating that trait into lessons and other activities. The faculty, in conjunction with the School Improvement Council, developed goals that build upon the District and School Renewal Plans. Each year, we strive to increase student achievement in all areas of PASS. One focus at Forest Acres has been to improve communication between home, school, and community. In addition to weekly class newsletters, our school has made tremendous efforts in developing a web presence, with teacher web pages that feature podcasts, blogs, and Photo Story. Each month, the school and PTA publish the award winning Forest Acres Focus that provides both internal and external customers with news and events about school life. Forest Acres has much to celebrate! For the 2008 school year, Forest Acres was recognized by the State Department of Education as a Palmetto Gold Award winner in both categories: Academic Achievement and Closing the Gap. All teachers at Forest Acres are certified, highly qualified, and are committed to student success. Forest Acres provides extended school day activities through our After School Care program. Tutoring for students who experience academic difficulties in the classroom is provided.

Beth Covil, School Improvement Council Chair  
Stephanie Price, Principal

## EVALUATION RESULTS

	Teachers	Students*	Parents*
Number of surveys returned	42	90	37
Percent satisfied with learning environment	97.6%	97.8%	97.2%
Percent satisfied with social and physical environment	95.2%	95.5%	94.4%
Percent satisfied with school-home relations	97.6%	97.8%	88.9%

\*Only students at the highest elementary school grade level at this school and their parents were included.

Comprehensive detail, including definitions of ratings, performance criteria, and explanations of status, is available on [www.ed.sc.gov](http://www.ed.sc.gov) and [www.eoc.sc.gov](http://www.eoc.sc.gov) as well as school and school district websites.

Printed versions are available from school districts upon request.

### Abbreviations Key

N/A Not Applicable N/AV Not Available N/C Not Collected N/R Not Reported I/S Insufficient Sample TBD To be determined  
NI Newly Identified CSI Continuing School Improvement CA Corrective Action RP Plan to Restructure R Restructure DELAY School Improvement Status HOLD School Improvement Status