



SC Annual School Report Card Summary

Dacusville Elementary
 Pickens
 Grades: PK-5 Enrollment: 644
 Principal: Michael W. Fleming
 Superintendent: Dr. Henry Hunt
 Board Chair: Jim Shelton

PERFORMANCE

Comprehensive detail, including definitions of ratings, performance criteria, and explanations of status, is available on www.ed.sc.gov and www.eoc.sc.gov as well as school and school district websites. Printed versions are available from school districts upon request.

YEAR	ABSOLUTE RATING	GROWTH RATING	PALMETTO GOLD AND SILVER AWARD		AYP STATUS	NCLB IMPROVEMENT STATUS
			General Performance	Closing the Gap		
2009	Good	Good	TBD	TBD	Met	N/A
2008	Average	At-Risk	N/A	N/A	Not Met	N/A
2007	Average	At-Risk	N/A	N/A	Met	N/A

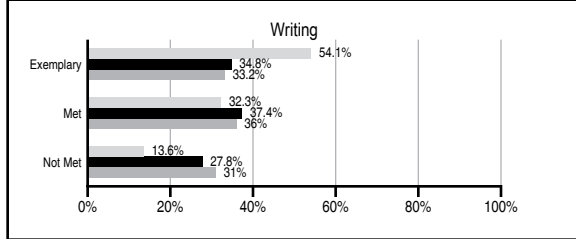
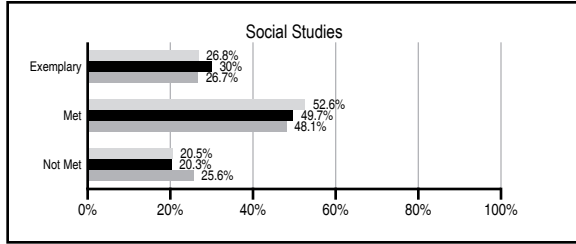
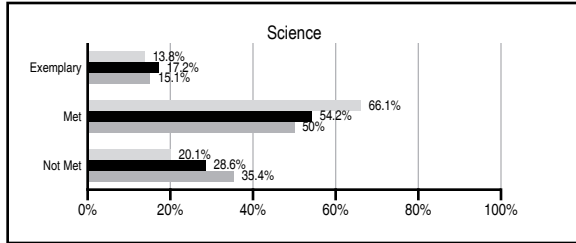
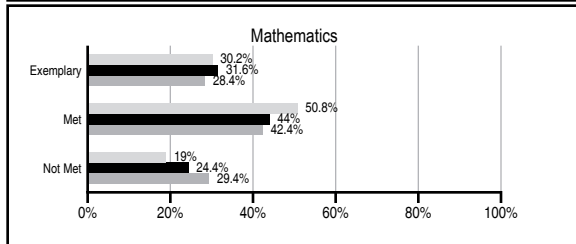
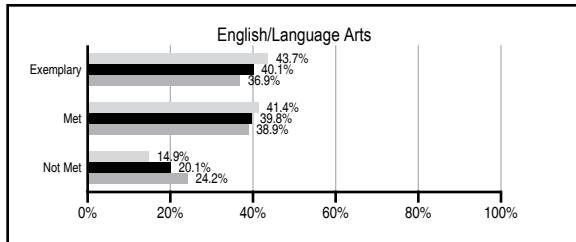
ABSOLUTE RATINGS OF ELEMENTARY SCHOOLS WITH STUDENTS LIKE OURS*

EXCELLENT	GOOD	AVERAGE	BELOW AVERAGE	AT-RISK
9	27	49	2	0

* Ratings are calculated with data available by 06/01/2010. Schools with Students Like Ours are Elementary Schools with Poverty Indices of no more than 5% above or below the index for this school.




PASS PERFORMANCE

Our School
 Elementary Schools with Students Like Ours
 Elementary schools statewide



NAEP PERFORMANCE*

* Performance reported for SC and nation, data not available at school level. Percentages at NAEP Achievement Levels.



SC PERFORMANCE GOAL

2010 Goal:
 By 2010, SC's student achievement will be ranked in the top half of the states nationally. To achieve this goal, we must become one of the fastest improving systems in the country.

2020 Vision:
 By 2020 all students will graduate with the knowledge and skills necessary to compete successfully in the global economy, participate in a democratic society and contribute positively as members of families and communities.

Abbreviations Key

N/A Not Applicable N/AV Not Available N/C Not Collected N/R Not Reported I/S Insufficient Sample TBD To be determined

NI Newly Identified CSI Continuing School Improvement CA Corrective Action RP Plan to Restructure R Restructure DELAY School Improvement Status HOLD School Improvement Status

Dacusville Elementary [Pickens]

SCHOOL PROFILE

	Our School	Change from Last Year	Elementary Schools with Students Like Ours	Median Elementary School
Students (n=644)				
Retention rate	5.2%	Down from 6.4%	2.0%	1.9%
Attendance rate	96.3%	Up from 96.0%	96.2%	96.3%
Eligible for gifted and talented	11.9%	Up from 10.5%	11.8%	10.0%
With disabilities other than speech	7.1%	Up from 5.5%	8.2%	7.7%
Older than usual for grade	0.4%	Down from 0.6%	0.4%	0.5%
Out-of-school suspensions or expulsions for violent and/or criminal offenses	0.2%	Up from 0.0%	0.0%	0.0%
Teachers (n=42)				
Teachers with advanced degrees	47.6%	Up from 47.5%	59.0%	59.4%
Continuing contract teachers	73.8%	Down from 82.5%	84.4%	80.0%
Teachers with emergency or provisional certificates	0.0%	No Change	0.0%	0.0%
Teachers returning from previous year	84.3%	Down from 85.3%	88.0%	85.9%
Teacher attendance rate	94.7%	Down from 94.8%	95.3%	95.1%
Average teacher salary*	\$45,374	Up 0.8%	\$47,133	\$47,149
Classes not taught by highly qualified teachers	0.0%	No Change	0.0%	0.0%
Professional development days/teacher	13.8 days	Up from 13.2 days	11.8 days	11.1 days
School				
Principal's years at school	6.0	Up from 5.0	4.0	4.0
Student-teacher ratio in core subjects	21.1 to 1	Down from 21.3 to 1	19.1 to 1	18.8 to 1
Prime instructional time	89.7%	Up from 89.4%	90.3%	90.4%
Opportunities in the arts	Good	No Change	Good	Good
SACS accreditation	Yes	No Change	Yes	Yes
Parents attending conferences	100.0%	No Change	100.0%	100.0%
Character development program	Good	No Change	Excellent	Excellent
Dollars spent per pupil**	\$7,159	Up 9.8%	\$7,126	\$7,458
Percent of expenditures for instruction**	60.1%	No Change	68.9%	68.8%
Percent of expenditures for teacher salaries**	54.1%	Down from 55.2%	64.1%	63.2%
% of AYP objectives met	100.0%	Up from 92.3%	100.0%	100.0%

* Length of contract = 185+ days.

** Prior year audited financial data available.

EVALUATION RESULTS

	Teachers	Students*	Parents*
Number of surveys returned	42	87	45
Percent satisfied with learning environment	100.0%	89.7%	91.1%
Percent satisfied with social and physical environment	92.9%	89.5%	88.9%
Percent satisfied with school-home relations	97.6%	88.5%	86.7%

*Only students at the highest elementary school grade level at this school and their parents were included.

REPORT OF PRINCIPAL AND SCHOOL IMPROVEMENT COUNCIL

Dacusville Elementary serves a large rural community located in the northeastern corner of Pickens County. The faculty of 46 members and staff of 33 members take pride in the educational opportunities and services we offer our 640 students and their parents. DES has an active PTO, volunteer program, and School Improvement Council. Their efforts further enhance our educational program. A school nurse, guidance counselor, and two Therapeutic Behavioral Services counselors work to meet needs and coordinate outside services for students and families in need of assistance.

Each grade level conducts parent workshops to assist parents in understanding the expectations of the grade-level curriculum and to offer suggestions to help assure academic success. Students participate in Accelerated Reader and Classworks.

Dacusville Elementary is proud to have three teachers who have earned National Board Certification. Two teachers are in the process of becoming nationally certified. A full time instructional coach is provided for ongoing, site-based staff development throughout the year. A full time technology resource teacher is provided to assist teachers with integrating technology into the curriculum.

Dacusville Elementary is a Red Carpet school and participates in various academic and enrichment programs such as: South Carolina Academy of Science Competitions, Superintendent's Writing Award, Governor's Citizenship Award, Chic-fil-A Character Core Essentials, Traveling Trash Bash, and the Pickens County Soil and Water Conservation District Essay/Poster contest. DES has a strong volunteer program and recorded the most volunteer hours in the district for the third straight year in 2007-2008.

Service opportunities were provided through participation in Hats for Health. DES faculty and staff participated in the Zest Quest faculty/staff challenge. Family movie nights, field days, honors and awards nights, kindergarten year-end celebrations, and fifth grade graduation all provided additional opportunities for parent involvement. An electronic message board is used to improve communication with parents and community. Dacusville Elementary will continue to seek methods and means for preparing students for middle school and beyond. Our goal is to make DES a happy place where all are learning!

Michael W. Fleming, Principal
Tracy Anderson, SIC chairperson

Comprehensive detail, including definitions of ratings, performance criteria, and explanations of status, is available on www.ed.sc.gov and www.eoc.sc.gov as well as school and school district websites.

Printed versions are available from school districts upon request.

Abbreviations Key

N/A Not Applicable N/AV Not Available N/C Not Collected N/R Not Reported I/S Insufficient Sample TBD To be determined
NI Newly Identified CSI Continuing School Improvement CA Corrective Action RP Plan to Restructure R Restructure DELAY School Improvement Status HOLD School Improvement Status