



# SC Annual School Report Card Summary

**Crosswell Elementary**  
**Pickens**  
**Grades: PK-5** Enrollment: 482  
**Principal: Traci T. Boyles**  
**Superintendent: Dr. Henry Hunt**  
**Board Chair: Jim Shelton**

## PERFORMANCE

Comprehensive detail, including definitions of ratings, performance criteria, and explanations of status, is available on [www.ed.sc.gov](http://www.ed.sc.gov) and [www.eoc.sc.gov](http://www.eoc.sc.gov) as well as school and school district websites. Printed versions are available from school districts upon request.

YEAR	ABSOLUTE RATING	GROWTH RATING	PALMETTO GOLD AND SILVER AWARD		AYP STATUS	NCLB IMPROVEMENT STATUS
			General Performance	Closing the Gap		
2009	Excellent	Excellent	TBD	TBD	Met	N/A
2008	Good	Below Average	N/A	Silver	Met	N/A
2007	Good	Average	N/A	N/A	Met	N/A

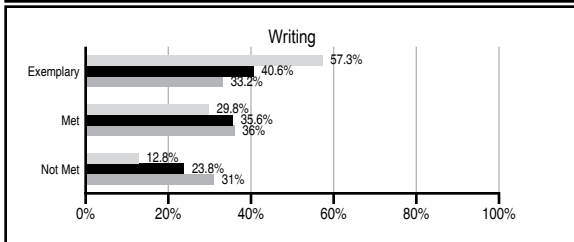
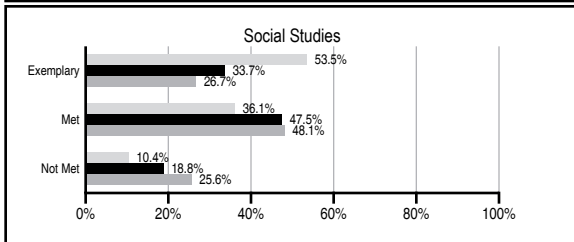
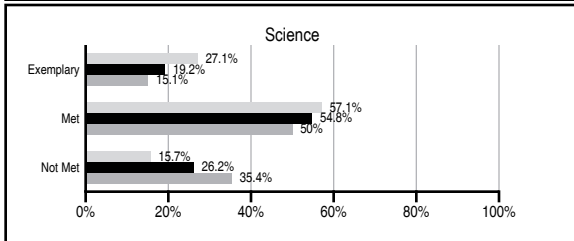
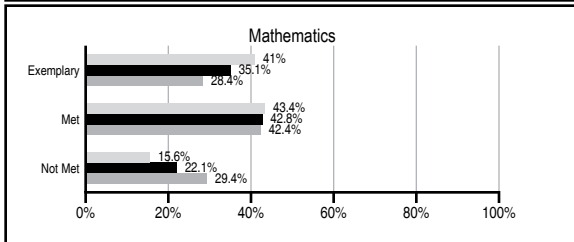
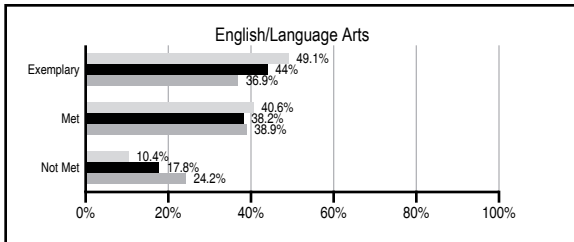
## ABSOLUTE RATINGS OF ELEMENTARY SCHOOLS WITH STUDENTS LIKE OURS\*

EXCELLENT	GOOD	AVERAGE	BELOW AVERAGE	AT-RISK
18	33	40	0	0

\* Ratings are calculated with data available by 06/01/2010. Schools with Students Like Ours are Elementary Schools with Poverty Indices of no more than 5% above or below the index for this school.

## PASS PERFORMANCE

Our School
  Elementary Schools with Students Like Ours
  Elementary schools statewide



## NAEP PERFORMANCE\*

\* Performance reported for SC and nation, data not available at school level. Percentages at NAEP Achievement Levels.



### SC PERFORMANCE GOAL

**2010 Goal:**  
 By 2010, SC's student achievement will be ranked in the top half of the states nationally. To achieve this goal, we must become one of the fastest improving systems in the country.

**2020 Vision:**  
 By 2020 all students will graduate with the knowledge and skills necessary to compete successfully in the global economy, participate in a democratic society and contribute positively as members of families and communities.

### Abbreviations Key

N/A Not Applicable N/AV Not Available N/C Not Collected N/R Not Reported I/S Insufficient Sample TBD To be determined

NI Newly Identified CSI Continuing School Improvement CA Corrective Action RP Plan to Restructure R Restructure DELAY School Improvement Status HOLD School Improvement Status

# Crosswell Elementary [Pickens]

## SCHOOL PROFILE

	Our School	Change from Last Year	Elementary Schools with Students Like Ours	Median Elementary School
<b>Students (n=482)</b>				
Retention rate	3.5%	Up from 3.2%	1.7%	1.9%
Attendance rate	96.6%	Up from 96.2%	96.4%	96.3%
Eligible for gifted and talented	16.7%	Down from 18.8%	14.2%	10.0%
With disabilities other than speech	5.7%	Down from 6.1%	7.4%	7.7%
Older than usual for grade	0.3%	Down from 0.7%	0.3%	0.5%
Out-of-school suspensions or expulsions for violent and/or criminal offenses	0.0%	Down from 0.2%	0.0%	0.0%
<b>Teachers (n=32)</b>				
Teachers with advanced degrees	56.3%	Down from 59.4%	61.0%	59.4%
Continuing contract teachers	93.8%	Up from 90.6%	81.8%	80.0%
Teachers with emergency or provisional certificates	0.0%	No Change	0.0%	0.0%
Teachers returning from previous year	93.9%	Up from 91.1%	88.5%	85.9%
Teacher attendance rate	95.4%	Up from 93.7%	95.2%	95.1%
Average teacher salary*	\$48,472	Up 2.5%	\$47,669	\$47,149
Classes not taught by highly qualified teachers	0.0%	No Change	0.0%	0.0%
Professional development days/teacher	16.5 days	Up from 14.0 days	11.0 days	11.1 days
<b>School</b>				
Principal's years at school	13.0	Up from 12.0	5.0	4.0
Student-teacher ratio in core subjects	20.1 to 1	Down from 20.7 to 1	19.1 to 1	18.8 to 1
Prime instructional time	91.7%	Up from 89.0%	90.5%	90.4%
Opportunities in the arts	Good	No Change	Good	Good
SACS accreditation	Yes	No Change	Yes	Yes
Parents attending conferences	100.0%	No Change	100.0%	100.0%
Character development program	Excellent	No Change	Excellent	Excellent
Dollars spent per pupil**	\$7,274	Up 9.8%	\$6,954	\$7,458
Percent of expenditures for instruction**	63.0%	Up from 62.9%	69.1%	68.8%
Percent of expenditures for teacher salaries**	56.3%	Down from 58.5%	62.7%	63.2%
% of AYP objectives met	100.0%	No Change	100.0%	100.0%

\* Length of contract = 185+ days.

\*\* Prior year audited financial data available.

## EVALUATION RESULTS

	Teachers	Students*	Parents*
Number of surveys returned	34	76	30
Percent satisfied with learning environment	93.9%	94.7%	82.1%
Percent satisfied with social and physical environment	94.1%	90.3%	89.7%
Percent satisfied with school-home relations	97.1%	89.2%	85.7%

\*Only students at the highest elementary school grade level at this school and their parents were included.

## REPORT OF PRINCIPAL AND SCHOOL IMPROVEMENT COUNCIL

Crosswell Elementary, a 4K-fifth grade school, served 480 students. With a focus on respectful behavior and teamwork, we challenged our students to "Work together to Achieve More-TEAM."

We continue to have an active PTA and School Improvement Council. Our PTA purchased books for our newly established Leveled Library. A Family Fun Night and Library Night were sponsored by the SIC to encourage family participation and literacy. The Parenting Education Program continued to be a part of the Crosswell campus. Construction started in November to add two new classrooms to the facility.

Teachers continued to advance their skills in the areas of technology and formative assessments. The addition of Promethean boards and laptops created technology-rich environments for students to be actively engaged in learning. Teachers created flipcharts and used Classworks software to enhance instruction. Teachers continued the use of MAP assessment data to differentiate their instruction and create prescriptive lessons. One teacher earned National Board Certification bringing Crosswell's total to seven.

Students were afforded opportunities through extra-curricular activities such as chorus and walking club. Programs such as Safety Patrol and Cub Citizens fostered leadership development in our students. Student artwork was displayed in the local hospital, art museum, and school district administrative office. Five students were selected to perform in the SC All-State Elementary Honor Choir. A Crosswell fifth grader was chosen to represent the SDPC for the State Superintendent's Writing Award. Our school Spelling Bee winner placed first runner-up in the SDPC Spelling Bee. One of our top Science Fair award winners placed in the top ten for the SDPC Science Fair competition.

School-wide service learning projects were encouraged. Crosswell students and staff raised monies to support the American Cancer Society, March of Dimes, Shriners Hospital, and United Way. Students also participated in food drives earning the award as a national "Souper Bowl" school in caring for the community.

Crosswell was recognized as a Palmetto Silver Award winning school for closing the achievement gap. The school earned SACS accreditation by successfully completing an on-site visit. Crosswell's school principal received the honor of SDPC Administrator of the Year. Crosswell received recognition for being a Safe School.

Crosswell will continue to provide a quality education, search for ways to best meet the needs of our students, and strive to be a valued partner with our community.

Elizabeth Baldree, SIC Chairperson  
Brown, Principal

Diane P.

Comprehensive detail, including definitions of ratings, performance criteria, and explanations of status, is available on [www.ed.sc.gov](http://www.ed.sc.gov) and [www.eoc.sc.gov](http://www.eoc.sc.gov) as well as school and school district websites.

Printed versions are available from school districts upon request.

### Abbreviations Key

N/A Not Applicable N/AV Not Available N/C Not Collected N/R Not Reported I/S Insufficient Sample TBD To be determined

NI Newly Identified CSI Continuing School Improvement CA Corrective Action RP Plan to Restructure R Restructure DELAY School Improvement Status HOLD School Improvement Status