



# SC Annual School Report Card Summary

Central Elementary  
 Pickens  
 Grades: PK-5 Enrollment: 400  
 Principal: Elliott Southard  
 Superintendent: Dr. Henry Hunt  
 Board Chair: Jim Shelton

## PERFORMANCE

Comprehensive detail, including definitions of ratings, performance criteria, and explanations of status, is available on [www.ed.sc.gov](http://www.ed.sc.gov) and [www.eoc.sc.gov](http://www.eoc.sc.gov) as well as school and school district websites. Printed versions are available from school districts upon request.

YEAR	ABSOLUTE RATING	GROWTH RATING	PALMETTO GOLD AND SILVER AWARD		AYP STATUS	NCLB IMPROVEMENT STATUS
			General Performance	Closing the Gap		
2009	Average	Average	TBD	TBD	Met	N/A
2008	Average	Good	Silver	N/A	Met	N/A
2007	Average	Good	Silver	N/A	Not Met	N/A

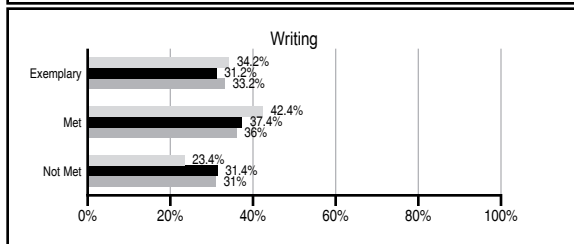
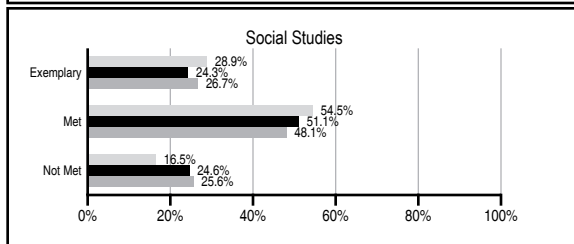
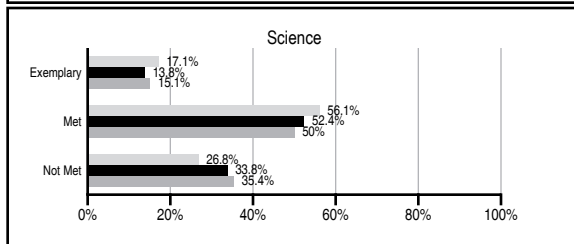
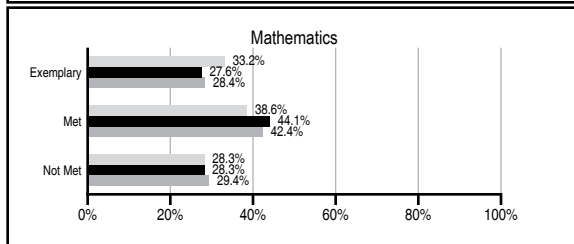
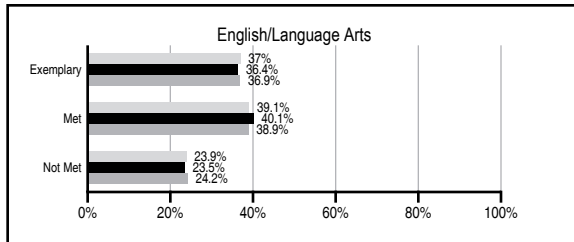
## ABSOLUTE RATINGS OF ELEMENTARY SCHOOLS WITH STUDENTS LIKE OURS\*

EXCELLENT	GOOD	AVERAGE	BELOW AVERAGE	AT-RISK
2	22	83	5	0

\* Ratings are calculated with data available by 06/01/2010. Schools with Students Like Ours are Elementary Schools with Poverty Indices of no more than 5% above or below the index for this school.




## PASS PERFORMANCE

Our School
  Elementary Schools with Students Like Ours
  Elementary schools statewide



## NAEP PERFORMANCE\*

\* Performance reported for SC and nation, data not available at school level. Percentages at NAEP Achievement Levels.



### SC PERFORMANCE GOAL

**2010 Goal:**  
 By 2010, SC's student achievement will be ranked in the top half of the states nationally. To achieve this goal, we must become one of the fastest improving systems in the country.

**2020 Vision:**  
 By 2020 all students will graduate with the knowledge and skills necessary to compete successfully in the global economy, participate in a democratic society and contribute positively as members of families and communities.

### Abbreviations Key

N/A Not Applicable N/AV Not Available N/C Not Collected N/R Not Reported I/S Insufficient Sample TBD To be determined  
 NI Newly Identified CSI Continuing School Improvement CA Corrective Action RP Plan to Restructure R Restructure DELAY School Improvement Status HOLD School Improvement Status

# Central Elementary [Pickens]

## SCHOOL PROFILE

	Our School	Change from Last Year	Elementary Schools with Students Like Ours	Median Elementary School
<b>Students (n=400)</b>				
Retention rate	2.7%	Down from 5.4%	2.1%	1.9%
Attendance rate	96.8%	Down from 96.9%	96.2%	96.3%
Eligible for gifted and talented	11.8%	Up from 11.5%	9.6%	10.0%
With disabilities other than speech	9.6%	Up from 8.7%	9.4%	7.7%
Older than usual for grade	1.3%	Down from 1.9%	0.5%	0.5%
Out-of-school suspensions or expulsions for violent and/or criminal offenses	0.0%	No Change	0.0%	0.0%
<b>Teachers (n=32)</b>				
Teachers with advanced degrees	46.9%	Down from 58.1%	59.4%	59.4%
Continuing contract teachers	84.4%	Down from 93.5%	83.3%	80.0%
Teachers with emergency or provisional certificates	0.0%	No Change	0.0%	0.0%
Teachers returning from previous year	89.6%	Down from 92.8%	87.5%	85.9%
Teacher attendance rate	96.8%	Up from 91.0%	95.1%	95.1%
Average teacher salary*	\$46,159	Down 1.4%	\$47,410	\$47,149
Classes not taught by highly qualified teachers	0.0%	No Change	0.0%	0.0%
Professional development days/teacher	15.5 days	Up from 14.1 days	11.6 days	11.1 days
<b>School</b>				
Principal's years at school	2.0	Up from 1.0	5.0	4.0
Student-teacher ratio in core subjects	17.4 to 1	Down from 19.3 to 1	19.1 to 1	18.8 to 1
Prime instructional time	92.8%	Up from 86.9%	90.2%	90.4%
Opportunities in the arts	Good	No Change	Good	Good
SACS accreditation	Yes	No Change	Yes	Yes
Parents attending conferences	100.0%	No Change	100.0%	100.0%
Character development program	Excellent	No Change	Excellent	Excellent
Dollars spent per pupil**	\$8,892	Up 9.5%	\$7,357	\$7,458
Percent of expenditures for instruction**	62.5%	Down from 65.4%	68.0%	68.8%
Percent of expenditures for teacher salaries**	56.4%	Down from 56.7%	61.6%	63.2%
% of AYP objectives met	100.0%	No Change	100.0%	100.0%

\* Length of contract = 185+ days.

\*\* Prior year audited financial data available.

## EVALUATION RESULTS

	Teachers	Students*	Parents*
Number of surveys returned	34	60	47
Percent satisfied with learning environment	100.0%	93.3%	89.4%
Percent satisfied with social and physical environment	100.0%	93.3%	97.9%
Percent satisfied with school-home relations	100.0%	93.3%	91.3%

\*Only students at the highest elementary school grade level at this school and their parents were included.

## REPORT OF PRINCIPAL AND SCHOOL IMPROVEMENT COUNCIL

What a great year 2008-2009 was at Central Elementary School. We started the school year by learning that we had made Adequate Yearly Progress (AYP)! Central was one of only two Title I schools in our district to receive this recognition, and we were extremely proud of our accomplishment. Instruction and student achievement continued to be the focus for our teachers as a variety of research-based strategies were utilized on a daily basis including Zoo-Phonics, Touch Math, Math Out of the Box, Science Kits, and AIMS Science Lessons. In addition, we were also pleased to welcome our own Math Coach who was funded through a grant from the State Department of Education. Another initiative that the teachers of Central focused their attention on was the implementation of our district's new literacy model which includes the reading workshop, word study, and the writing workshop. Individual student needs were addressed using results from a variety of assessments including Measures of Academic Progress (MAP) and Palmetto Assessment of State Standards (PASS).

Activities beyond the regular classroom were also a valuable part of the instructional program at Central. Students were able to participate in the following: Good News Club, Library Club, School Chorus, Honors Choir, Safety Patrol, Student Council, Cougar News Network (CNN), Sprouting Wings, Jump Rope Team, and Mad Science Club. Special events were also featured monthly at Central including Grandparents Day, Geography Bee, Spelling Bee, Book Fair, Red Ribbon Week, American Education Week, Artists-In-Residence Week, Veterans Day Program, Book Character Dress Up Day, Science Fair, Colonial Days, Travelling Trash Bash, Field Days, PASS Pep Rally, Awards Night, Fifth Grade Fun Day, and various Grade Level Musicals and Plays.

Our second year using Positive Behavioral Interventions and Supports (PBIS) saw every student receiving tickets for their great behavior. The students could then trade in the tickets for various rewards such as popcorn, personal pan pizzas, or a chance to win gift cards from Wal Mart. In addition, weekly ticket drawings gave students the opportunity to win various prizes from Clemson sweatshirts to ice cream to school supplies to games. Character education and service learning were also emphasized using the Chick-fil-A Core Essentials program and various clothing, toy, and supply drives sponsored and organized by our Student Council. Parents were also an integral part of Central's success this year as they participated in a variety of family nights including Math Night, Technology Night, Reading Night, MAP Night, Title I Night, PTO Movie Night, and Open House. Support from the surrounding community continued to be as strong as ever through business partnerships with Bojangles', Chick-fil-A, Wendy's, McDonald's, Walmart, La Superior, Whistle Stop Diner, Duke Energy, and Clemson Church of Christ. Finally, we traded our thinking caps for hard hats as new construction began in January on two new wings of classrooms set to open in the fall of 2009. In addition, the existing building will receive a variety of renovations to make Central Elementary a state-of-the-art learning facility!

Elliott Southard, Principal  
Jill Keeran, School Improvement Council Chairperson

Comprehensive detail, including definitions of ratings, performance criteria, and explanations of status, is available on [www.ed.sc.gov](http://www.ed.sc.gov) and [www.eoc.sc.gov](http://www.eoc.sc.gov) as well as school and school district websites.

Printed versions are available from school districts upon request.

### Abbreviations Key

N/A Not Applicable N/AV Not Available N/C Not Collected N/R Not Reported I/S Insufficient Sample TBD To be determined  
NI Newly Identified CSI Continuing School Improvement CA Corrective Action RP Plan to Restructure R Restructure DELAY School Improvement Status HOLD School Improvement Status