



# SC Annual School Report Card Summary

**Ambler Elementary**  
**Pickens**  
**Grades: PK-5** Enrollment: 254  
**Principal: Carlton Lewis**  
**Superintendent: Dr. Henry Hunt**  
**Board Chair: Jim Shelton**

## PERFORMANCE

Comprehensive detail, including definitions of ratings, performance criteria, and explanations of status, is available on [www.ed.sc.gov](http://www.ed.sc.gov) and [www.eoc.sc.gov](http://www.eoc.sc.gov) as well as school and school district websites. Printed versions are available from school districts upon request.

YEAR	ABSOLUTE RATING	GROWTH RATING	PALMETTO GOLD AND SILVER AWARD		AYP STATUS	NCLB IMPROVEMENT STATUS
			General Performance	Closing the Gap		
2009	Excellent	Excellent	TBD	TBD	Met	N/A
2008	Good	Average	N/A	Gold	Met	N/A
2007	Good	At-Risk	N/A	N/A	Met	N/A

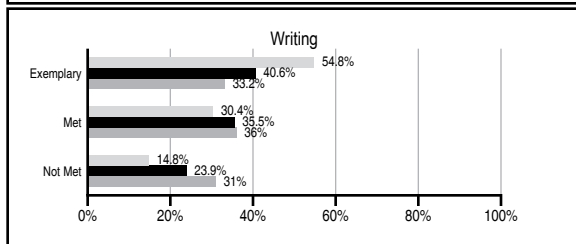
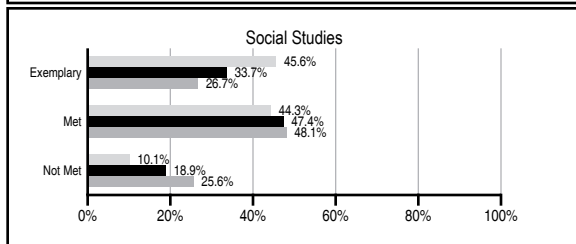
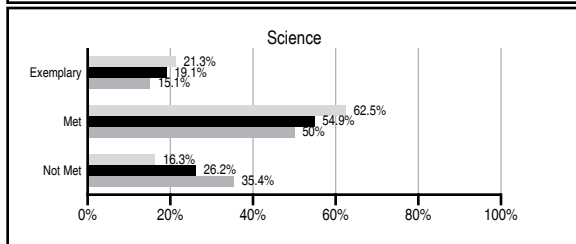
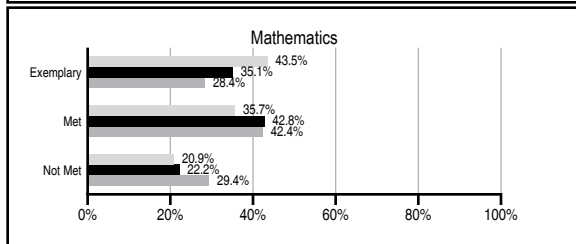
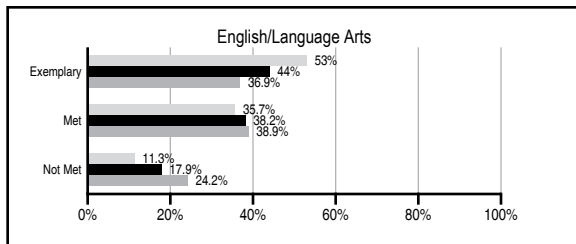
## ABSOLUTE RATINGS OF ELEMENTARY SCHOOLS WITH STUDENTS LIKE OURS\*

EXCELLENT	GOOD	AVERAGE	BELOW AVERAGE	AT-RISK
18	32	40	0	0

\* Ratings are calculated with data available by 06/01/2010. Schools with Students Like Ours are Elementary Schools with Poverty Indices of no more than 5% above or below the index for this school.




## PASS PERFORMANCE

Our School
  Elementary Schools with Students Like Ours
  Elementary schools statewide



## NAEP PERFORMANCE\*

\* Performance reported for SC and nation, data not available at school level. Percentages at NAEP Achievement Levels.



## SC PERFORMANCE GOAL

**2010 Goal:**  
 By 2010, SC's student achievement will be ranked in the top half of the states nationally. To achieve this goal, we must become one of the fastest improving systems in the country.

**2020 Vision:**  
 By 2020 all students will graduate with the knowledge and skills necessary to compete successfully in the global economy, participate in a democratic society and contribute positively as members of families and communities.

### Abbreviations Key

N/A Not Applicable N/AV Not Available N/C Not Collected N/R Not Reported I/S Insufficient Sample TBD To be determined

NI Newly Identified CSI Continuing School Improvement CA Corrective Action RP Plan to Restructure R Restructure DELAY School Improvement Status HOLD School Improvement Status

# Ambler Elementary [Pickens]

## SCHOOL PROFILE

	Our School	Change from Last Year	Elementary Schools with Students Like Ours	Median Elementary School
<b>Students (n=254)</b>				
Retention rate	3.0%	Up from 1.8%	1.7%	1.9%
Attendance rate	97.2%	Up from 96.7%	96.4%	96.3%
Eligible for gifted and talented	12.5%	Down from 22.4%	14.2%	10.0%
With disabilities other than speech	6.1%	Up from 3.0%	7.4%	7.7%
Older than usual for grade	0.0%	Down from 0.4%	0.3%	0.5%
Out-of-school suspensions or expulsions for violent and/or criminal offenses	0.0%	No Change	0.0%	0.0%
<b>Teachers (n=21)</b>				
Teachers with advanced degrees	42.9%	Down from 50.0%	60.7%	59.4%
Continuing contract teachers	61.9%	Down from 85.0%	82.0%	80.0%
Teachers with emergency or provisional certificates	0.0%	No Change	0.0%	0.0%
Teachers returning from previous year	87.7%	Down from 96.1%	88.5%	85.9%
Teacher attendance rate	91.6%	Down from 93.2%	95.2%	95.1%
Average teacher salary*	\$43,295	Down 7.5%	\$47,548	\$47,149
Classes not taught by highly qualified teachers	4.3%	Up from 0.0%	0.0%	0.0%
Professional development days/teacher	7.2 days	Down from 8.0 days	11.2 days	11.1 days
<b>School</b>				
Principal's years at school	9.0	Up from 8.0	5.0	4.0
Student-teacher ratio in core subjects	19.5 to 1	Down from 20.5 to 1	19.2 to 1	18.8 to 1
Prime instructional time	87.6%	Down from 88.7%	90.5%	90.4%
Opportunities in the arts	Good	No Change	Good	Good
SACS accreditation	Yes	No Change	Yes	Yes
Parents attending conferences	100.0%	No Change	100.0%	100.0%
Character development program	Good	Down from Excellent	Excellent	Excellent
Dollars spent per pupil**	\$7,681	Down 3.5%	\$6,963	\$7,458
Percent of expenditures for instruction**	57.6%	Down from 60.5%	69.2%	68.8%
Percent of expenditures for teacher salaries**	51.5%	Down from 53.8%	62.6%	63.2%
% of AYP objectives met	100.0%	No Change	100.0%	100.0%

\* Length of contract = 185+ days.

\*\* Prior year audited financial data available.

## REPORT OF PRINCIPAL AND SCHOOL IMPROVEMENT COUNCIL

Ambler Elementary School is a K4 through Grade 5 school nestled in the foothills of the Blue Ridge Mountains. We served 250 students in the 2008-2009 year. The school mission statement summarizes our commitment to our students: "Ambler Elementary School, committed to academic excellence, will prove a strong foundation for all students by ensuring a safe, nurturing environment where staff, family, and community work together to emphasize relevant and challenging learning experiences." This has been another great year at Ambler. Our students performed well academically and were engaged in several service learning projects in the community to help improve the citizenship of our students. We believe Ambler is the best kept secret in our district.

We continued our K4 Program under a First Steps Grant to help serve 18-20 Ambler children. We started a Wildcat Citizen Recycling Program through the leadership of our guidance counselor, Tina Kelly. Tina Kelly and Julie Cheek received grants to help improve our school. We continued the use of Incentive Tags to help praise and encourage our students. We continued our Wildcat of the Week Program to praise one student per homeroom every Friday morning. We continued our Terrific Kid Program once a quarter. We continued our end of the year video by Amy Brissey. One of our students was a District Science Fair Award winner.

Ambler received the Palmetto Gold Award from the State Dept. for Closing the Achievement Gap. We earned a \$1,200 monetary award that was used to purchase leveled readers for our children. We received a donation of \$3,000 that will be used to purchase leveled readers for our students toward the goal of continuing to increase literacy skills and academic achievement.

Jackie Chaka was selected Teacher of the Year. Linda McKinney was selected as Support Staff Person of the Year. Pam Marsh was selected as Volunteer of the Year.

Tonya Wilson, SIC Chair  
Carlton Lewis, Principal

## EVALUATION RESULTS

	Teachers	Students*	Parents*
Number of surveys returned	21	29	21
Percent satisfied with learning environment	100.0%	92.9%	61.9%
Percent satisfied with social and physical environment	90.5%	100.0%	76.2%
Percent satisfied with school-home relations	100.0%	100.0%	71.4%

\*Only students at the highest elementary school grade level at this school and their parents were included.

Comprehensive detail, including definitions of ratings, performance criteria, and explanations of status, is available on [www.ed.sc.gov](http://www.ed.sc.gov) and [www.eoc.sc.gov](http://www.eoc.sc.gov) as well as school and school district websites.

Printed versions are available from school districts upon request.

### Abbreviations Key

N/A Not Applicable N/AV Not Available N/C Not Collected N/R Not Reported I/S Insufficient Sample TBD To be determined

NI Newly Identified CSI Continuing School Improvement CA Corrective Action RP Plan to Restructure R Restructure DELAY School Improvement Status HOLD School Improvement Status