



# SC Annual School Report Card Summary

McCormick Elementary  
 Marion Two  
 Grades: 3-5 Enrollment: 422  
 Principal: Rebecca P. Ford  
 Superintendent: Dr. Nathaniel Miller  
 Board Chair: Mrs. Elizabeth Hammond

## PERFORMANCE

Comprehensive detail, including definitions of ratings, performance criteria, and explanations of status, is available on [www.ed.sc.gov](http://www.ed.sc.gov) and [www.eoc.sc.gov](http://www.eoc.sc.gov) as well as school and school district websites. Printed versions are available from school districts upon request.

YEAR	ABSOLUTE RATING	GROWTH RATING	PALMETTO GOLD AND SILVER AWARD		AYP STATUS	NCLB IMPROVEMENT STATUS
			General Performance	Closing the Gap		
2009	Below Average	Average	TBD	TBD	Not Met	NI
2008	Below Average	Good	Silver	N/A	Not Met	N/A
2007	At-Risk	Below Average	N/A	N/A	Not Met	N/A

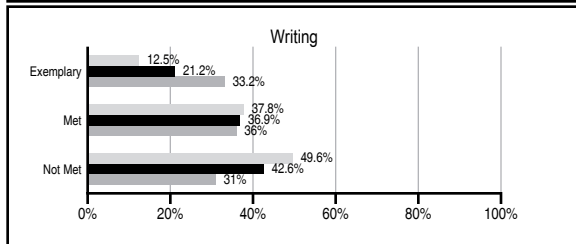
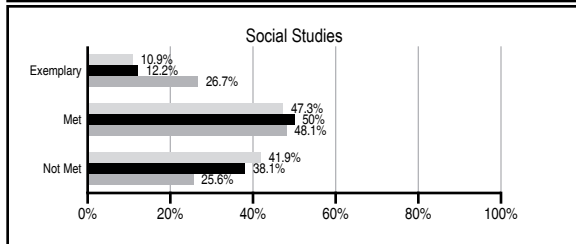
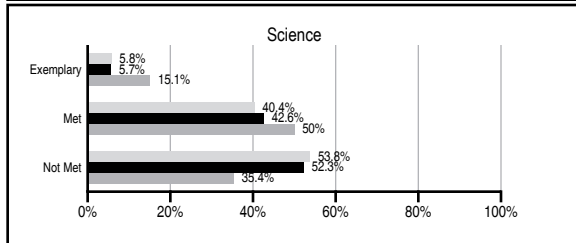
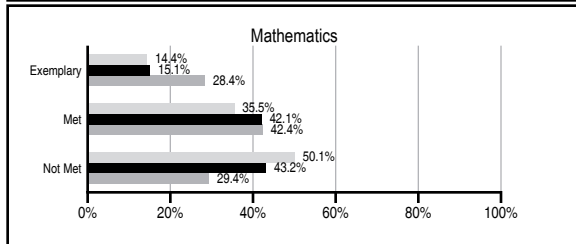
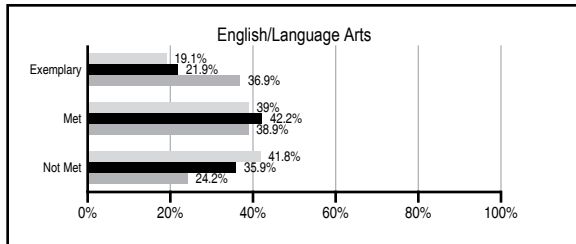
## ABSOLUTE RATINGS OF ELEMENTARY SCHOOLS WITH STUDENTS LIKE OURS\*

EXCELLENT	GOOD	AVERAGE	BELOW AVERAGE	AT-RISK
1	3	66	62	32

\* Ratings are calculated with data available by 06/01/2010. Schools with Students Like Ours are Elementary Schools with Poverty Indices of no more than 5% above or below the index for this school.




## PASS PERFORMANCE

Our School Elementary Schools with Students Like Ours Elementary schools statewide



## NAEP PERFORMANCE\*

\* Performance reported for SC and nation, data not available at school level. Percentages at NAEP Achievement Levels.



## SC PERFORMANCE GOAL

**2010 Goal:**  
 By 2010, SC's student achievement will be ranked in the top half of the states nationally. To achieve this goal, we must become one of the fastest improving systems in the country.

**2020 Vision:**  
 By 2020 all students will graduate with the knowledge and skills necessary to compete successfully in the global economy, participate in a democratic society and contribute positively as members of families and communities.

### Abbreviations Key

N/A Not Applicable N/AV Not Available N/C Not Collected N/R Not Reported I/S Insufficient Sample TBD To be determined

NI Newly Identified CSI Continuing School Improvement CA Corrective Action RP Plan to Restructure R Restructure DELAY School Improvement Status HOLD School Improvement Status

# McCormick Elementary [Marion Two]

## SCHOOL PROFILE

	Our School	Change from Last Year	Elementary Schools with Students Like Ours	Median Elementary School
<b>Students (n=422)</b>				
Retention rate	0.2%	Down from 0.7%	2.5%	1.9%
Attendance rate	95.5%	Down from 95.6%	96.0%	96.3%
Eligible for gifted and talented	7.7%	Up from 6.3%	3.2%	10.0%
With disabilities other than speech	16.0%	Up from 15.1%	7.5%	7.7%
Older than usual for grade	0.7%	Down from 4.3%	1.1%	0.5%
Out-of-school suspensions or expulsions for violent and/or criminal offenses	0.9%	Down from 1.2%	0.0%	0.0%
<b>Teachers (n=29)</b>				
Teachers with advanced degrees	44.8%	Down from 48.1%	57.1%	59.4%
Continuing contract teachers	79.3%	Down from 81.5%	71.4%	80.0%
Teachers with emergency or provisional certificates	7.4%	Down from 7.7%	0.0%	0.0%
Teachers returning from previous year	84.9%	Down from 85.6%	81.7%	85.9%
Teacher attendance rate	92.2%	Down from 95.5%	95.2%	95.1%
Average teacher salary*	\$44,223	Up 1.6%	\$45,725	\$47,149
Classes not taught by highly qualified teachers	0.0%	No Change	0.0%	0.0%
Professional development days/teacher	5.9 days	Down from 11.8 days	10.7 days	11.1 days
<b>School</b>				
Principal's years at school	3.0	Up from 2.0	3.0	4.0
Student-teacher ratio in core subjects	20.7 to 1	Up from 20.2 to 1	16.7 to 1	18.8 to 1
Prime instructional time	87.1%	Down from 89.6%	90.1%	90.4%
Opportunities in the arts	Good	No Change	Good	Good
SACS accreditation	Yes	No Change	Yes	Yes
Parents attending conferences	98.7%	Down from 99.9%	100.0%	100.0%
Character development program	Excellent	Up from Good	Excellent	Excellent
Dollars spent per pupil**	\$6,836	Up 19.4%	\$8,667	\$7,458
Percent of expenditures for instruction**	71.5%	Up from 71.1%	68.2%	68.8%
Percent of expenditures for teacher salaries**	64.3%	Down from 67.5%	61.9%	63.2%
% of AYP objectives met	90.5%	Up from 81.0%	100.0%	100.0%

\* Length of contract = 185+ days.

\*\* Prior year audited financial data available.

## EVALUATION RESULTS

	Teachers	Students*	Parents*
Number of surveys returned	16	130	82
Percent satisfied with learning environment	100.0%	83.1%	80.2%
Percent satisfied with social and physical environment	100.0%	75.4%	79.3%
Percent satisfied with school-home relations	62.5%	80.8%	73.4%

\*Only students at the highest elementary school grade level at this school and their parents were included.

## REPORT OF PRINCIPAL AND SCHOOL IMPROVEMENT COUNCIL

The 2008-2009 school year has been another year full of many wonderful happenings and accomplishments at McCormick Elementary School. We continue to emphasize character building, academic growth, and developing positive relationships with families and the community.

We received the Palmetto Silver Award for academic achievement based on our 2008 PACT results. As part of the External Review Team process, we developed a Focused School Renewal Plan for this school year. Due to a lot of hard work from students, staff, and parents we met all of our goals.

Teachers worked in collaborative teams to gather a wide variety of resources to address all standards while still allowing for differentiation of instruction. One area of differentiation we chose to implement this year was single-gender classes for fifth graders. Teachers received on-going training and support for this initiative.

This year we joined the National Elementary Honor Society and held our first induction. Twelve fourth- and fifth-grade students were inducted during a formal ceremony.

Our PTO worked very hard this year and sponsored several events including our two skate nights, our spring positive behavior celebration, and several other fundraisers. The PTO was able to donate \$8,000 to the school for the purchase of new media center furniture.

McCormick Elementary had several guests visit with our students including: Fossil Frank, DHEC-recycling and several members of the local arena football team-Florence Phantoms. The guests provided wonderful experiences and insight for our students.

We continue to involve parents and community members in our school with activities such as: Grandparents' Day, Veterans' Day, Black History month, Career Awareness programs, Family PASS night, and field day.

McCormick Elementary School is a great place to learn and have fun! Go Mustangs!

Rebecca P. Ford  
Principal

Romell Shird  
SIC Chairperson

Comprehensive detail, including definitions of ratings, performance criteria, and explanations of status, is available on [www.ed.sc.gov](http://www.ed.sc.gov) and [www.eoc.sc.gov](http://www.eoc.sc.gov) as well as school and school district websites.

Printed versions are available from school districts upon request.

### Abbreviations Key

N/A Not Applicable N/AV Not Available N/C Not Collected N/R Not Reported I/S Insufficient Sample TBD To be determined

NI Newly Identified CSI Continuing School Improvement CA Corrective Action RP Plan to Restructure R Restructure DELAY School Improvement Status HOLD School Improvement Status