



SC Annual School Report Card Summary

Washington Center
 Greenville
 Grades: K-12 Enrollment: 135
 Principal: Wanda Brownlee
 Superintendent: Dr. Phinnize J. Fisher
 Board Chair: Megan Hickerson

PERFORMANCE

Comprehensive detail, including definitions of ratings, performance criteria, and explanations of status, is available on www.ed.sc.gov and www.eoc.sc.gov as well as school and school district websites. Printed versions are available from school districts upon request.

YEAR	ABSOLUTE RATING	GROWTH RATING	PALMETTO GOLD AND SILVER AWARD		AYP STATUS	NCLB IMPROVEMENT STATUS
			General Performance	Closing the Gap		
2009	N/A	N/A	TBD	TBD	Not Met	N/A
2008	N/A	N/A	N/A	N/A	Not Met	N/A
2007	N/A	N/A	N/A	N/A	Met	N/A

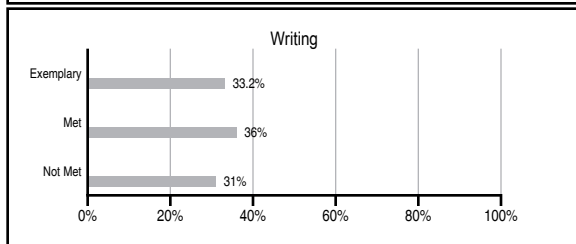
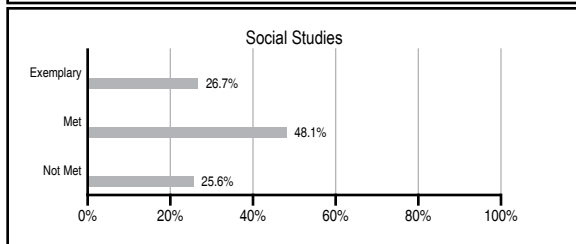
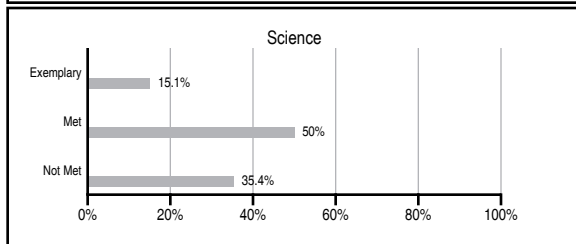
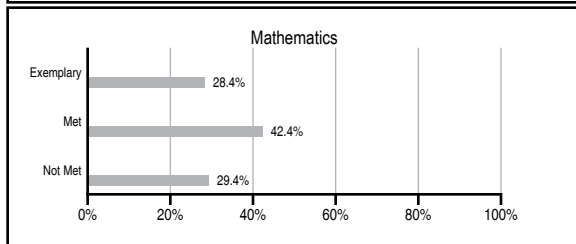
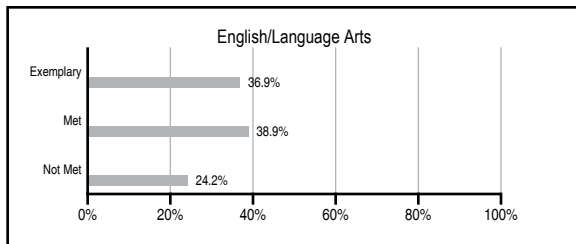
ABSOLUTE RATINGS OF ELEMENTARY SCHOOLS WITH STUDENTS LIKE OURS*

EXCELLENT	GOOD	AVERAGE	BELOW AVERAGE	AT-RISK
0	0	0	0	0

* Ratings are calculated with data available by 06/01/2010. Schools with Students Like Ours are Elementary Schools with Poverty Indices of no more than 5% above or below the index for this school.



PASS PERFORMANCE

Our School
 Elementary Schools with Students Like Ours
 Elementary schools statewide



NAEP PERFORMANCE*

* Performance reported for SC and nation, data not available at school level. Percentages at NAEP Achievement Levels.



SC PERFORMANCE GOAL

2010 Goal:
 By 2010, SC's student achievement will be ranked in the top half of the states nationally. To achieve this goal, we must become one of the fastest improving systems in the country.

2020 Vision:
 By 2020 all students will graduate with the knowledge and skills necessary to compete successfully in the global economy, participate in a democratic society and contribute positively as members of families and communities.

Abbreviations Key

N/A Not Applicable N/AV Not Available N/C Not Collected N/R Not Reported I/S Insufficient Sample TBD To be determined

NI Newly Identified CSI Continuing School Improvement CA Corrective Action RP Plan to Restructure R Restructure DELAY School Improvement Status HOLD School Improvement Status

Washington Center [Greenville]

SCHOOL PROFILE

	Our School	Change from Last Year	Elementary Schools with Students Like Ours	Median Elementary School
Students (n=135)				
Retention rate	14.9%	Down from 17.4%	2.5%	1.9%
Attendance rate	93.8%	Up from 93.1%	96.0%	96.3%
Eligible for gifted and talented	0.0%	No Change	3.2%	10.0%
With disabilities other than speech	36.0%	Down from 39.4%	7.5%	7.7%
Older than usual for grade	18.1%	Down from 18.3%	1.1%	0.5%
Out-of-school suspensions or expulsions for violent and/or criminal offenses	0.7%	Down from 1.5%	0.0%	0.0%
Teachers (n=24)				
Teachers with advanced degrees	50.0%	No Change	57.1%	59.4%
Continuing contract teachers	83.3%	Up from 79.2%	71.4%	80.0%
Teachers with emergency or provisional certificates	0.0%	No Change	0.0%	0.0%
Teachers returning from previous year	90.9%	Up from 89.8%	81.7%	85.9%
Teacher attendance rate	94.1%	Down from 94.6%	95.2%	95.1%
Average teacher salary*	\$48,104	Up 2.7%	\$45,725	\$47,149
Classes not taught by highly qualified teachers	0.0%	No Change	0.0%	0.0%
Professional development days/teacher	11.5 days	Up from 11.4 days	10.7 days	11.1 days
School				
Principal's years at school	2.0	Up from 1.0	3.0	4.0
Student-teacher ratio in core subjects	5.9 to 1	Up from 5.7 to 1	16.7 to 1	18.8 to 1
Prime instructional time	87.7%	Up from 86.1%	90.1%	90.4%
Opportunities in the arts	Good	No Change	Good	Good
SACS accreditation	Yes	Up from No	Yes	Yes
Parents attending conferences	100.0%	No Change	100.0%	100.0%
Character development program	Excellent	No Change	Excellent	Excellent
Dollars spent per pupil**	\$28,100	Up 11.9%	\$8,667	\$7,458
Percent of expenditures for instruction**	72.7%	Down from 73.4%	68.2%	68.8%
Percent of expenditures for teacher salaries**	70.9%	Down from 71.4%	61.9%	63.2%
% of AYP objectives met	88.9%	Up from 55.6%	100.0%	100.0%

* Length of contract = 185+ days.

** Prior year audited financial data available.

EVALUATION RESULTS

	Teachers	Students*	Parents*
Number of surveys returned	N/A	N/A	N/A
Percent satisfied with learning environment	N/A	N/A	N/A
Percent satisfied with social and physical environment	N/A	N/A	N/A
Percent satisfied with school-home relations	N/A	N/A	N/A

*Only students at the highest elementary school grade level at this school and their parents were included.

REPORT OF PRINCIPAL AND SCHOOL IMPROVEMENT COUNCIL

Washington Center, located in Greenville, South Carolina, is a separate public school serving students with severe mental disabilities. Most of the students have concurrent disabilities, such as autism, blindness, deafness, speech deficits, motor impairments, and physical disabilities. Significant cognitive disabilities and compounding health issues are factors impacting student progress and attendance. Students are served throughout the district with special transportation provided. Staffing committees comprised of parents, administrators, classroom teachers, therapists, psychologists, and agency representatives develop individualized educational programs for these students. Following federal Due Process procedures, recommendations for placement at Washington Center are made.

Students in grades K through 12, ages 5 to 21, attend Washington Center. During the 2008-2009 school year, Washington Center served 136 students with 18 classroom teachers, one homebound teacher, and 45 paraprofessionals. Support staff includes a Hortitherapy specialist and a Daily Living instructor, as well as Art, Music, and Adapted Physical Education teachers. Staff members also incorporate three administrators, an office secretary and clerk, a Media Specialist, Therapists (physical, occupational and speech), custodial and cafeteria personnel, two registered nurses, three licensed practitioner nurses, and an orderly. Vision, orientation/mobility, and hearing services are available on an itinerant basis for qualifying students. Washington Center occupied a new campus in the fall of 2005 as a prototype, state-of-the-art facility for special needs instruction. The school includes 18 specialized classrooms, a multi-sensory suite, multi-purpose gym, a media center, art and music classrooms, a hortitherapy center with greenhouse, a daily living classroom, instructional kitchens, and a speech lab. Students have access to the state curriculum through standards-based instruction with evaluation via the South Carolina Alternate Assessment. The school offers many specialized programs such as the Mobility Opportunities via Education (M.O.V.E.), a comprehensive augmentative communication and assistive technology program, a hortitherapy, and daily living program. Technology is integrated through the use of adapted computers with touch screens, along with the use of Smart and Promethean Boards. Assistive technology and augmentative communication is utilized to provide learning access. Students participate in Special Olympics. A certified Dog Therapy team, SC Dogs, provides monthly interactive sessions with trained pets. Sensory integration opportunities are curriculum-based. A state of the art handicapped accessible playground has been completed. Integrated inclusion activities are shared with neighboring regular education schools. Volunteerism from area schools and community is encouraged along with numerous business partnerships. The annual "Walk and Roll" PTA sponsored event inspires community involvement. All programs are tailored to meet individual needs. As our motto states, "Those You Think Cannot...Can!" The mission of the school is to provide opportunities for students to explore and develop the potential for independent functioning and community involvement by addressing students' individual needs and creating a partnership with home, school, and community.

Dr. Wanda Brownlee, Principal
Sarah Jane Tollison, School Improvement Council Chairperson

Comprehensive detail, including definitions of ratings, performance criteria, and explanations of status, is available on www.ed.sc.gov and www.eoc.sc.gov as well as school and school district websites.

Printed versions are available from school districts upon request.

Abbreviations Key

N/A Not Applicable N/AV Not Available N/C Not Collected N/R Not Reported I/S Insufficient Sample TBD To be determined

NI Newly Identified CSI Continuing School Improvement CA Corrective Action RP Plan to Restructure R Restructure DELAY School Improvement Status HOLD School Improvement Status