



SC Annual School Report Card Summary

Bell's Crossing Elementary
Greenville
Grades: K-5 Enrollment: 1,175
Principal: Barbara A. Barlow
Superintendent: Dr. Phinnize J. Fisher
Board Chair: Megan Hickerson

PERFORMANCE

Comprehensive detail, including definitions of ratings, performance criteria, and explanations of status, is available on www.ed.sc.gov and www.eoc.sc.gov as well as school and school district websites. Printed versions are available from school districts upon request.

YEAR	ABSOLUTE RATING	GROWTH RATING	PALMETTO GOLD AND SILVER AWARD		AYP STATUS	NCLB IMPROVEMENT STATUS
			General Performance	Closing the Gap		
2009	Excellent	Good	TBD	TBD	Met	N/A
2008	Good	Average	N/A	N/A	Not Met	N/A
2007	Good	Average	N/A	N/A	Not Met	N/A

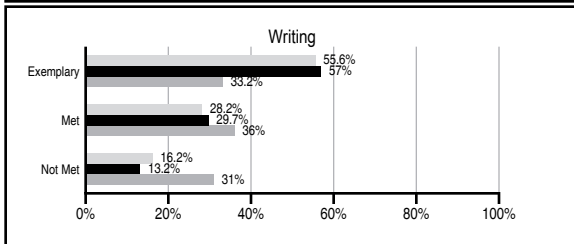
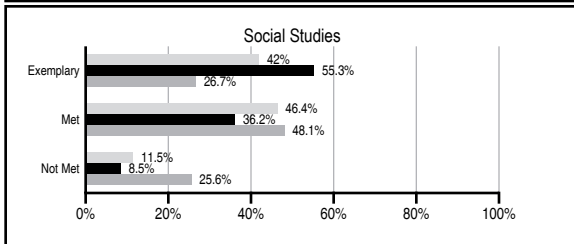
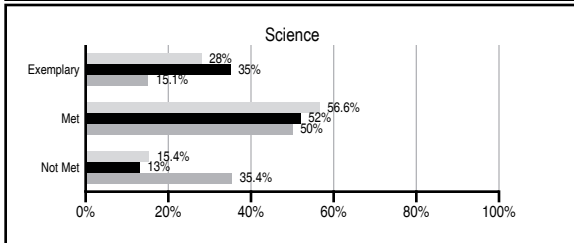
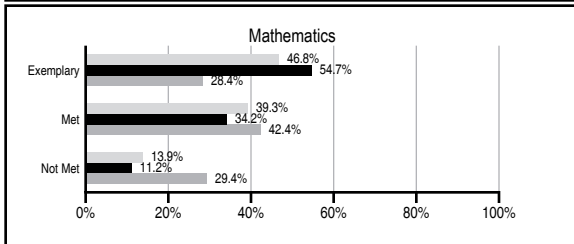
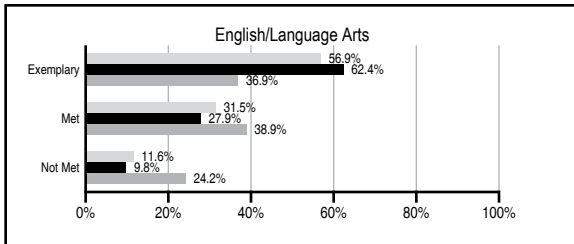
ABSOLUTE RATINGS OF ELEMENTARY SCHOOLS WITH STUDENTS LIKE OURS*

EXCELLENT	GOOD	AVERAGE	BELOW AVERAGE	AT-RISK
16	0	0	0	0

* Ratings are calculated with data available by 06/01/2010. Schools with Students Like Ours are Elementary Schools with Poverty Indices of no more than 5% above or below the index for this school.


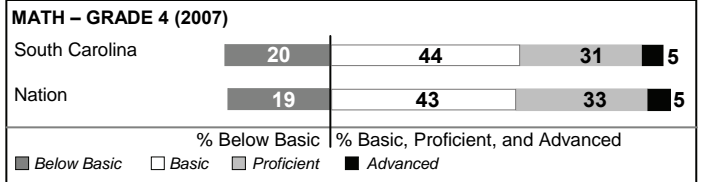
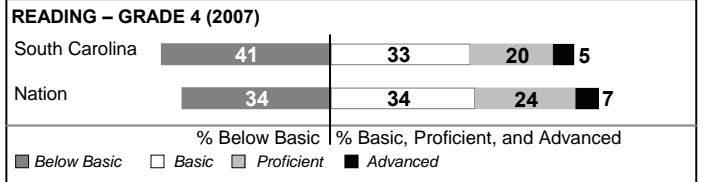
PASS PERFORMANCE

Our School
 Elementary Schools with Students Like Ours
 Elementary schools statewide



NAEP PERFORMANCE*

* Performance reported for SC and nation, data not available at school level. Percentages at NAEP Achievement Levels.



SC PERFORMANCE GOAL

2010 Goal:
 By 2010, SC's student achievement will be ranked in the top half of the states nationally. To achieve this goal, we must become one of the fastest improving systems in the country.

2020 Vision:
 By 2020 all students will graduate with the knowledge and skills necessary to compete successfully in the global economy, participate in a democratic society and contribute positively as members of families and communities.

Abbreviations Key

N/A Not Applicable N/AV Not Available N/C Not Collected N/R Not Reported I/S Insufficient Sample TBD To be determined
 NI Newly Identified CSI Continuing School Improvement CA Corrective Action RP Plan to Restructure R Restructure DELAY School Improvement Status HOLD School Improvement Status

Bell's Crossing Elementary [Greenville]

SCHOOL PROFILE

	Our School	Change from Last Year	Elementary Schools with Students Like Ours	Median Elementary School
Students (n=1,175)				
Retention rate	0.7%	Down from 1.1%	0.8%	1.9%
Attendance rate	97.0%	No Change	96.8%	96.3%
Eligible for gifted and talented	22.8%	Up from 21.5%	27.9%	10.0%
With disabilities other than speech	6.2%	Down from 6.8%	5.1%	7.7%
Older than usual for grade	0.1%	Down from 0.2%	0.1%	0.5%
Out-of-school suspensions or expulsions for violent and/or criminal offenses	0.0%	No Change	0.0%	0.0%
Teachers (n=66)				
Teachers with advanced degrees	62.1%	Up from 58.3%	66.9%	59.4%
Continuing contract teachers	81.8%	Up from 75.0%	85.5%	80.0%
Teachers with emergency or provisional certificates	0.0%	No Change	0.0%	0.0%
Teachers returning from previous year	84.7%	Down from 87.0%	84.7%	85.9%
Teacher attendance rate	96.0%	Down from 96.9%	95.3%	95.1%
Average teacher salary*	\$47,318	Up 7.3%	\$50,652	\$47,149
Classes not taught by highly qualified teachers	0.0%	Down from 2.5%	0.0%	0.0%
Professional development days/teacher	10.7 days	Up from 10.5 days	10.3 days	11.1 days
School				
Principal's years at school	8.5	Up from 6.5	3.3	4.0
Student-teacher ratio in core subjects	22.3 to 1	Down from 22.7 to 1	21.0 to 1	18.8 to 1
Prime instructional time	92.1%	Up from 91.8%	91.6%	90.4%
Opportunities in the arts	Good	No Change	Good	Good
SACS accreditation	Yes	No Change	Yes	Yes
Parents attending conferences	100.0%	Up from 99.5%	100.0%	100.0%
Character development program	Good	Down from Excellent	Excellent	Excellent
Dollars spent per pupil**	\$5,131	Up 0.7%	\$6,450	\$7,458
Percent of expenditures for instruction**	68.8%	Down from 71.1%	68.7%	68.8%
Percent of expenditures for teacher salaries**	64.9%	Up from 61.6%	64.5%	63.2%
% of AYP objectives met	100.0%	Up from 95.2%	100.0%	100.0%

* Length of contract = 185+ days.

** Prior year audited financial data available.

EVALUATION RESULTS

	Teachers	Students*	Parents*
Number of surveys returned	67	164	80
Percent satisfied with learning environment	98.5%	90.2%	92.5%
Percent satisfied with social and physical environment	98.5%	92.0%	88.6%
Percent satisfied with school-home relations	100.0%	91.4%	88.5%

*Only students at the highest elementary school grade level at this school and their parents were included.

REPORT OF PRINCIPAL AND SCHOOL IMPROVEMENT COUNCIL

Bell's Crossing is in its seventh year of implementing the Baldrige model, a data-driven process for growth. The Baldrige model provides a framework incorporating the philosophy of total quality education management, which consists of leadership, customer focus, systems thinking, and teamwork. All students maintain data notebooks to chart and graph their progress.

We are proud to be recognized as a Carolina First Palmetto's Finest School this year and of the numerous areas in which we have grown. There are eleven NBCT teachers on staff, and all teachers and paraprofessionals are Highly Qualified. All teachers participate in professional growth opportunities each year as aligned with our school improvement plan. Teachers work collaboratively to ensure a consistency of learning across and within the grade levels. Many staff members share their expertise by presenting at local, state, and national conferences. Family nights are held in most months to provide families an opportunity for active learning with their child. We are also proud of our writing program and the progress our students are making in mathematics. We have addressed improvements in math by offering morning tutorial sessions as well as the after-school tutorial program funded by EAA. This year we used our MAP data to meet student needs through flexible RIT grouping. We offer early intervention programs in kindergarten and first grade in the area of reading to close the gap as early as possible. The reputation of the school within the community is that of dedicated staff members who are role models of leadership for our students.

All students participate in enrichment clubs on designated school days. Field trips and grade level presentations extend the curriculum in each grade level and department. The Student Council provides leadership to the student body by coordinating service learning activities throughout the year. The PTA and SIC provided a library for the Latino community for the third year in a row. This year the SCPTA recognized our PTA with a first place award in communication. The PTA provides on-going support through mini-grants, classroom donations, and volunteerism. All parents attend conferences during the year and are involved in their child's education. The school publishing center is organized by parent volunteers; this year, over eight hundred students published books. Parents coordinate the Accelerated Reading program for each grade level. The School Improvement Council is active, monitors the school goals, and serves as an advisory board with input on budgets and improvements. The SIC also serves as the Guidance Steering Committee.

We are adding the challenge of ensuring that our environment continues to be supportive of learning with a positive school climate and discipline policy, full utilization of technology, and keeping our facility as clean as possible. Other areas of opportunity for next year are to improve student achievement in the area of reading, science, and technology. This year, ten Promethean boards were added to classrooms, and more improvements will be made as funds are available. We will strive to become more diverse in our curriculum integration and staffing.

Barbara A. Barlow, Principal
Rhonda Hunt and Michael Budd, SIC Co-Chairpersons

Comprehensive detail, including definitions of ratings, performance criteria, and explanations of status, is available on www.ed.sc.gov and www.eoc.sc.gov as well as school and school district websites.

Printed versions are available from school districts upon request.

Abbreviations Key

N/A Not Applicable N/AV Not Available N/C Not Collected N/R Not Reported I/S Insufficient Sample TBD To be determined

NI Newly Identified CSI Continuing School Improvement CA Corrective Action RP Plan to Restructure R Restructure DELAY School Improvement Status HOLD School Improvement Status