



# SC Annual School Report Card Summary

Chandler Creek Elementary  
 Greenville  
 Grades: PK-5 Enrollment: 865  
 Principal: Katherine Bayne  
 Superintendent: Dr. Phinnize J. Fisher  
 Board Chair: Megan Hickerson

## PERFORMANCE

Comprehensive detail, including definitions of ratings, performance criteria, and explanations of status, is available on [www.ed.sc.gov](http://www.ed.sc.gov) and [www.eoc.sc.gov](http://www.eoc.sc.gov) as well as school and school district websites. Printed versions are available from school districts upon request.

YEAR	ABSOLUTE RATING	GROWTH RATING	PALMETTO GOLD AND SILVER AWARD		AYP STATUS	NCLB IMPROVEMENT STATUS
			General Performance	Closing the Gap		
2009	Average	Good	TBD	TBD	Not Met	N/A
2008	Average	At-Risk	N/A	N/A	Not Met	N/A
2007	Average	Below Average	N/A	N/A	Not Met	N/A

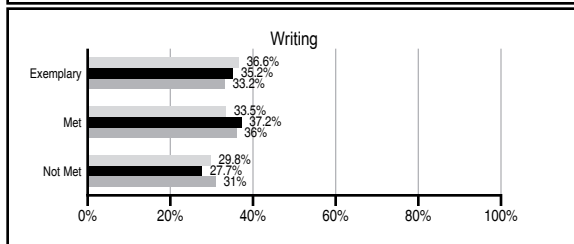
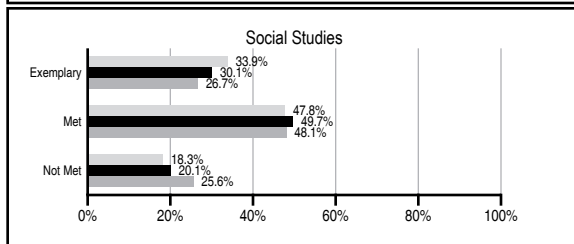
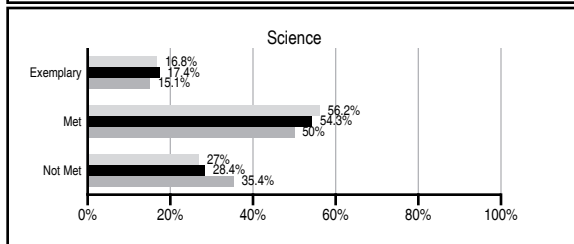
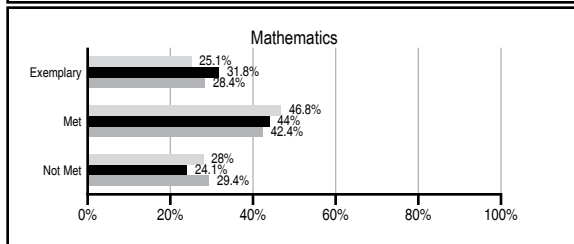
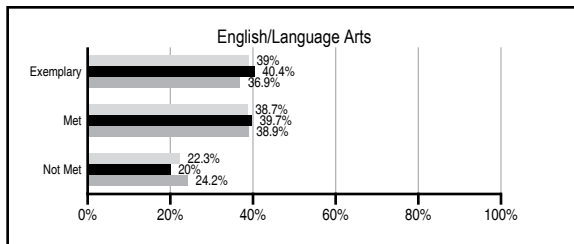
## ABSOLUTE RATINGS OF ELEMENTARY SCHOOLS WITH STUDENTS LIKE OURS\*

EXCELLENT	GOOD	AVERAGE	BELOW AVERAGE	AT-RISK
10	26	51	2	0

\* Ratings are calculated with data available by 06/01/2010. Schools with Students Like Ours are Elementary Schools with Poverty Indices of no more than 5% above or below the index for this school.



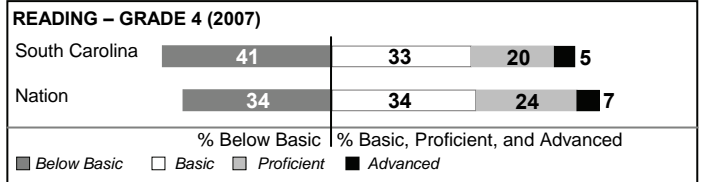
## PASS PERFORMANCE

Our School
  Elementary Schools with Students Like Ours
  Elementary schools statewide



## NAEP PERFORMANCE\*

\* Performance reported for SC and nation, data not available at school level. Percentages at NAEP Achievement Levels.



## SC PERFORMANCE GOAL

**2010 Goal:**  
 By 2010, SC's student achievement will be ranked in the top half of the states nationally. To achieve this goal, we must become one of the fastest improving systems in the country.

**2020 Vision:**  
 By 2020 all students will graduate with the knowledge and skills necessary to compete successfully in the global economy, participate in a democratic society and contribute positively as members of families and communities.

### Abbreviations Key

N/A Not Applicable N/AV Not Available N/C Not Collected N/R Not Reported I/S Insufficient Sample TBD To be determined

NI Newly Identified CSI Continuing School Improvement CA Corrective Action RP Plan to Restructure R Restructure DELAY School Improvement Status HOLD School Improvement Status

# Chandler Creek Elementary [Greenville]

## SCHOOL PROFILE

	Our School	Change from Last Year	Elementary Schools with Students Like Ours	Median Elementary School
<b>Students (n=865)</b>				
Retention rate	2.8%	Up from 2.0%	1.9%	1.9%
Attendance rate	96.4%	Down from 96.5%	96.2%	96.3%
Eligible for gifted and talented	12.8%	Up from 12.2%	11.9%	10.0%
With disabilities other than speech	13.0%	Up from 12.7%	8.1%	7.7%
Older than usual for grade	1.0%	Up from 0.7%	0.4%	0.5%
Out-of-school suspensions or expulsions for violent and/or criminal offenses	0.0%	No Change	0.0%	0.0%
<b>Teachers (n=57)</b>				
Teachers with advanced degrees	42.1%	Down from 45.8%	58.8%	59.4%
Continuing contract teachers	57.9%	Up from 52.5%	84.3%	80.0%
Teachers with emergency or provisional certificates	6.5%	Up from 2.8%	0.0%	0.0%
Teachers returning from previous year	68.7%	Down from 68.8%	88.0%	85.9%
Teacher attendance rate	94.9%	Down from 96.1%	95.3%	95.1%
Average teacher salary*	\$40,446	Up 4.0%	\$46,824	\$47,149
Classes not taught by highly qualified teachers	0.0%	Down from 0.9%	0.0%	0.0%
Professional development days/teacher	17.0 days	Down from 17.2 days	11.6 days	11.1 days
<b>School</b>				
Principal's years at school	12.0	Up from 11.0	4.0	4.0
Student-teacher ratio in core subjects	17.7 to 1	Down from 19.0 to 1	19.1 to 1	18.8 to 1
Prime instructional time	90.9%	Down from 91.2%	90.4%	90.4%
Opportunities in the arts	Good	No Change	Good	Good
SACS accreditation	Yes	No Change	Yes	Yes
Parents attending conferences	99.5%	Down from 100.0%	100.0%	100.0%
Character development program	Excellent	No Change	Excellent	Excellent
Dollars spent per pupil**	\$5,754	Up 2.2%	\$6,996	\$7,458
Percent of expenditures for instruction**	71.1%	Up from 70.6%	69.0%	68.8%
Percent of expenditures for teacher salaries**	67.0%	Up from 65.0%	64.1%	63.2%
% of AYP objectives met	96.6%	Up from 82.8%	100.0%	100.0%

\* Length of contract = 185+ days.

\*\* Prior year audited financial data available.

## EVALUATION RESULTS

	Teachers	Students*	Parents*
Number of surveys returned	56	97	85
Percent satisfied with learning environment	96.4%	87.2%	81.0%
Percent satisfied with social and physical environment	98.2%	86.5%	87.1%
Percent satisfied with school-home relations	90.9%	92.8%	79.5%

\*Only students at the highest elementary school grade level at this school and their parents were included.

## REPORT OF PRINCIPAL AND SCHOOL IMPROVEMENT COUNCIL

Chandler Creek Elementary prides itself on maintaining an emphasis on academics in a safe, nurturing environment. This year our school served approximately 850 students. We continue to work as a professional development site for the International Baccalaureate Primary Years Programme. Our teaching staff participates in sustained professional development in Learning Focused, Balanced Literacy, and Inquiry-Based Instruction.

Our priority for strengthening our organizational capacity for effectiveness is the continuation of the implementation of PYP as an overarching umbrella so that all programs are integrated and all students are able to learn and succeed. The curriculum framework for international primary education, coupled with South Carolina Standards and District initiatives are the blueprints that guide our planning and instructional delivery. The teachers are the project managers who model, guide, coach, and inspire. We set our goals high and establish strong academic foundations for all learners. Our interventions are monitored and adjusted to be sure we measure academic growth through common assessments to determine planning and instructional practices.

Chandler Creek's positive learning environment provides all students with the opportunity to stretch and set goals for reaching their potential, to be active participants, and motivated while becoming responsible learners. All stakeholders at Chandler Creek make a commitment to all children so they know and feel success.

This past year, Chandler Creek was the recipient of a \$2,500.00 Alliance for Quality Education Grant for Parent Involvement. The emphasis placed on relationships with parents and their children, rigor and relevance, and student responsibility have resulted in improved student achievement in all ethnic groups. Our goal for the upcoming year is to continue improving student achievement and meet all the needs of our students, whether they are academic, social, or emotional.

Deborah Hipp, School Improvement Chairperson  
Katherine Bayne, Principal

Comprehensive detail, including definitions of ratings, performance criteria, and explanations of status, is available on [www.ed.sc.gov](http://www.ed.sc.gov) and [www.eoc.sc.gov](http://www.eoc.sc.gov) as well as school and school district websites.

Printed versions are available from school districts upon request.

### Abbreviations Key

N/A Not Applicable N/AV Not Available N/C Not Collected N/R Not Reported I/S Insufficient Sample TBD To be determined  
NI Newly Identified CSI Continuing School Improvement CA Corrective Action RP Plan to Restructure R Restructure DELAY School Improvement Status HOLD School Improvement Status