



SC Annual School Report Card Summary

Oakview Elementary
 Greenville
 Grades: PK-5 Enrollment: 1,263
 Principal: Dr. Phillip Reavis
 Superintendent: Dr. Phinnize J. Fisher
 Board Chair: Megan Hickerson

PERFORMANCE

Comprehensive detail, including definitions of ratings, performance criteria, and explanations of status, is available on www.ed.sc.gov and www.eoc.sc.gov as well as school and school district websites. Printed versions are available from school districts upon request.

YEAR	ABSOLUTE RATING	GROWTH RATING	PALMETTO GOLD AND SILVER AWARD		AYP STATUS	NCLB IMPROVEMENT STATUS
			General Performance	Closing the Gap		
2009	Excellent	Excellent	TBD	TBD	Met	N/A
2008	Excellent	Excellent	Gold	N/A	Met	N/A
2007	Excellent	Good	Gold	N/A	Met	N/A

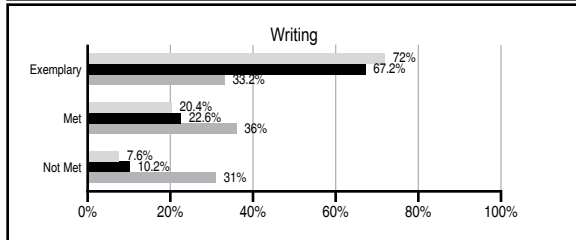
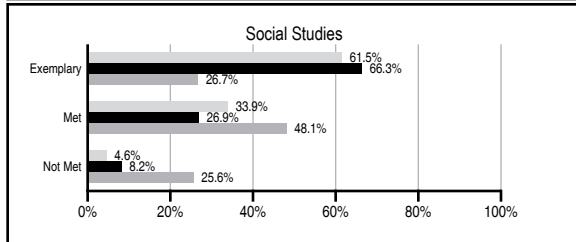
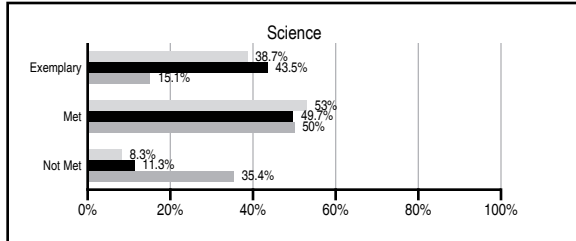
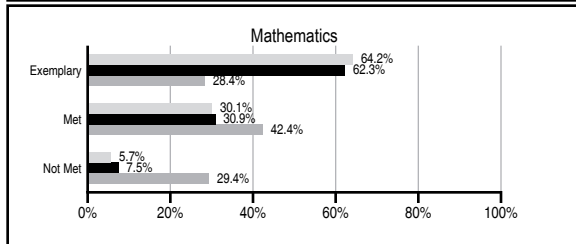
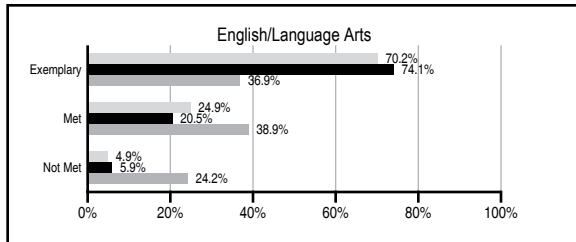
ABSOLUTE RATINGS OF ELEMENTARY SCHOOLS WITH STUDENTS LIKE OURS*

EXCELLENT	GOOD	AVERAGE	BELOW AVERAGE	AT-RISK
11	1	0	0	0

* Ratings are calculated with data available by 06/01/2010. Schools with Students Like Ours are Elementary Schools with Poverty Indices of no more than 5% above or below the index for this school.




PASS PERFORMANCE

Our School Elementary Schools with Students Like Ours Elementary schools statewide



NAEP PERFORMANCE*

* Performance reported for SC and nation, data not available at school level. Percentages at NAEP Achievement Levels.



SC PERFORMANCE GOAL

2010 Goal:
 By 2010, SC's student achievement will be ranked in the top half of the states nationally. To achieve this goal, we must become one of the fastest improving systems in the country.

2020 Vision:
 By 2020 all students will graduate with the knowledge and skills necessary to compete successfully in the global economy, participate in a democratic society and contribute positively as members of families and communities.

Abbreviations Key

N/A Not Applicable N/AV Not Available N/C Not Collected N/R Not Reported I/S Insufficient Sample TBD To be determined

NI Newly Identified CSI Continuing School Improvement CA Corrective Action RP Plan to Restructure R Restructure DELAY School Improvement Status HOLD School Improvement Status

Oakview Elementary [Greenville]

SCHOOL PROFILE

	Our School	Change from Last Year	Elementary Schools with Students Like Ours	Median Elementary School
Students (n=1,263)				
Retention rate	1.2%	Down from 1.7%	0.6%	1.9%
Attendance rate	97.4%	Up from 97.2%	97.2%	96.3%
Eligible for gifted and talented	42.1%	Up from 41.4%	39.1%	10.0%
With disabilities other than speech	3.7%	Down from 4.3%	3.9%	7.7%
Older than usual for grade	0.3%	Up from 0.2%	0.0%	0.5%
Out-of-school suspensions or expulsions for violent and/or criminal offenses	0.0%	No Change	0.0%	0.0%
Teachers (n=70)				
Teachers with advanced degrees	62.9%	Up from 59.4%	67.3%	59.4%
Continuing contract teachers	82.9%	Up from 78.3%	85.3%	80.0%
Teachers with emergency or provisional certificates	0.0%	No Change	0.0%	0.0%
Teachers returning from previous year	87.5%	Down from 88.7%	87.5%	85.9%
Teacher attendance rate	95.4%	Up from 94.6%	95.5%	95.1%
Average teacher salary*	\$47,908	Up 4.8%	\$48,355	\$47,149
Classes not taught by highly qualified teachers	0.0%	No Change	0.0%	0.0%
Professional development days/teacher	8.9 days	Down from 10.1 days	9.4 days	11.1 days
School				
Principal's years at school	8.0	Up from 7.0	6.0	4.0
Student-teacher ratio in core subjects	22.8 to 1	Up from 22.7 to 1	19.6 to 1	18.8 to 1
Prime instructional time	92.6%	Up from 90.9%	91.9%	90.4%
Opportunities in the arts	Good	No Change	Good	Good
SACS accreditation	Yes	No Change	Yes	Yes
Parents attending conferences	99.6%	Up from 99.0%	100.0%	100.0%
Character development program	Excellent	No Change	Excellent	Excellent
Dollars spent per pupil**	\$5,269	Up 5.3%	\$7,531	\$7,458
Percent of expenditures for instruction**	74.6%	No Change	67.4%	68.8%
Percent of expenditures for teacher salaries**	67.0%	Down from 68.3%	64.8%	63.2%
% of AYP objectives met	100.0%	No Change	100.0%	100.0%

* Length of contract = 185+ days.

** Prior year audited financial data available.

EVALUATION RESULTS

	Teachers	Students*	Parents*
Number of surveys returned	64	178	119
Percent satisfied with learning environment	100.0%	94.3%	93.1%
Percent satisfied with social and physical environment	100.0%	94.4%	93.2%
Percent satisfied with school-home relations	100.0%	98.3%	88.9%

*Only students at the highest elementary school grade level at this school and their parents were included.

REPORT OF PRINCIPAL AND SCHOOL IMPROVEMENT COUNCIL

Goals and Objectives

Faculty Council, School Improvement Council, PTA, and students worked together to establish a clear direction for the 2008-2009 school year. Using the Education Plan of Greenville County Schools as a framework, Oakview set goals for improvement. Increasing the number of students scoring Exemplary or Met on PASS Math, ELA, Science, and Social Studies and integrating Learning Focus strategies into classroom instruction were two such goals for this year.

Accomplishments for 2008-2009

Students continued to maintain a high level of achievement as measured by test scores. Data from curriculum-based instruments were used to evaluate progress at K5 and 1st grade. First grade through fifth grade students were assessed using a variety of instruments including the ITBS, CogAT, MAP, and/or PASS. PACT results from prior years show Oakview to be performing at or near the top of the state when compared to schools like ours. In recognition of this continued high achievement, the school received its eighth Palmetto Gold Award and was recognized for the seventh consecutive year by the SC Education Oversight Committee as a Showcase School for closing the achievement gap for African American students. The school received over \$17,819 in grant and award money in recognition of innovative teaching strategies and student achievement. Partnering with PTA, the school resurfaced its walking track, provided innovative instructional grants for teachers, and much more. Oakview was again named a Champion of the Environment by the state and also received a Safe Schools Award for the fourth straight year from Upstate Safe Kids. The school continued in its efforts to integrate interactive whiteboard technology in all 71 classrooms and instructional spaces. PTA and community members logged 45,725 volunteer hours to support school programs, and one Oakview parent was named the South Carolina PTA Volunteer of the Year. In addition, the school's PTA received the Award of Excellence for Family and Community Involvement by the SC PTA.

Plans for the Future

In preparation for 2009-2010, Faculty Council, SIC, PTA, and students will be "Making A World of Difference"! With an established Strategic Plan, the school will continue to focus on goals for improved student performance. Together, we anticipate success as we continue fulfilling Oakview's mission.

Dr. Phillip Reavis, Principal
Karen Kissenberth, SIC Chair

Comprehensive detail, including definitions of ratings, performance criteria, and explanations of status, is available on www.ed.sc.gov and www.eoc.sc.gov as well as school and school district websites.

Printed versions are available from school districts upon request.

Abbreviations Key

N/A Not Applicable N/AV Not Available N/C Not Collected N/R Not Reported I/S Insufficient Sample TBD To be determined

NI Newly Identified CSI Continuing School Improvement CA Corrective Action RP Plan to Restructure R Restructure DELAY School Improvement Status HOLD School Improvement Status