



SC Annual School Report Card Summary

Westcliffe Elementary
 Greenville
 Grades: PK-5 Enrollment: 293
 Principal: Carolyn H. Morgan
 Superintendent: Dr. Phinnize J. Fisher
 Board Chair: Megan Hickerson

PERFORMANCE

Comprehensive detail, including definitions of ratings, performance criteria, and explanations of status, is available on www.ed.sc.gov and www.eoc.sc.gov as well as school and school district websites. Printed versions are available from school districts upon request.

YEAR	ABSOLUTE RATING	GROWTH RATING	PALMETTO GOLD AND SILVER AWARD		AYP STATUS	NCLB IMPROVEMENT STATUS
			General Performance	Closing the Gap		
2009	Average	Average	TBD	TBD	Met	N/A
2008	Below Average	At-Risk	N/A	N/A	Not Met	N/A
2007	Average	At-Risk	N/A	N/A	Met	N/A

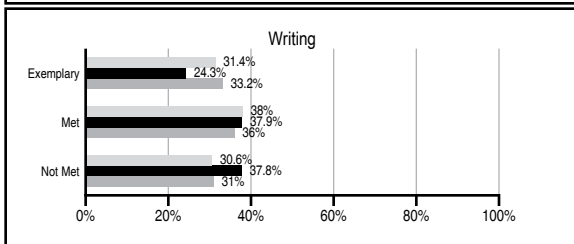
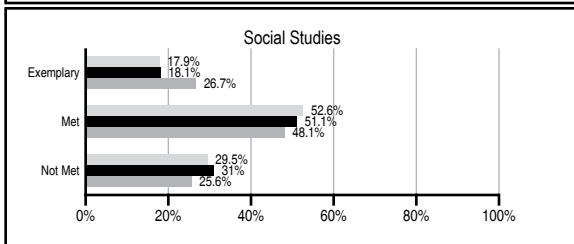
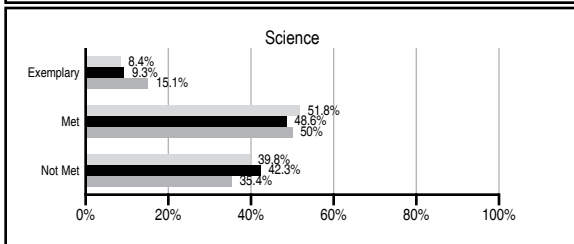
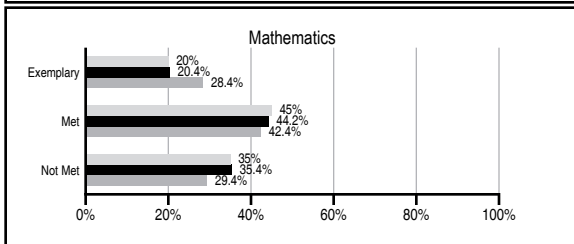
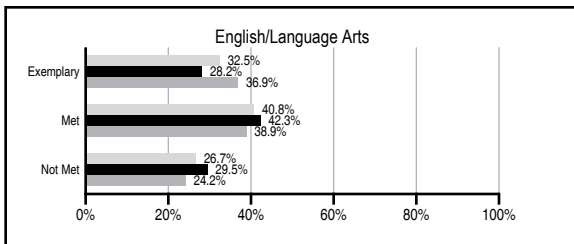
ABSOLUTE RATINGS OF ELEMENTARY SCHOOLS WITH STUDENTS LIKE OURS*

EXCELLENT	GOOD	AVERAGE	BELOW AVERAGE	AT-RISK
0	4	88	24	1

* Ratings are calculated with data available by 06/01/2010. Schools with Students Like Ours are Elementary Schools with Poverty Indices of no more than 5% above or below the index for this school.



PASS PERFORMANCE

Our School
 Elementary Schools with Students Like Ours
 Elementary schools statewide



NAEP PERFORMANCE*

* Performance reported for SC and nation, data not available at school level. Percentages at NAEP Achievement Levels.



SC PERFORMANCE GOAL

2010 Goal:
 By 2010, SC's student achievement will be ranked in the top half of the states nationally. To achieve this goal, we must become one of the fastest improving systems in the country.

2020 Vision:
 By 2020 all students will graduate with the knowledge and skills necessary to compete successfully in the global economy, participate in a democratic society and contribute positively as members of families and communities.

Abbreviations Key

N/A Not Applicable N/AV Not Available N/C Not Collected N/R Not Reported I/S Insufficient Sample TBD To be determined
 NI Newly Identified CSI Continuing School Improvement CA Corrective Action RP Plan to Restructure R Restructure DELAY School Improvement Status HOLD School Improvement Status

Westcliffe Elementary [Greenville]

SCHOOL PROFILE

	Our School	Change from Last Year	Elementary Schools with Students Like Ours	Median Elementary School
Students (n=293)				
Retention rate	3.2%	Down from 3.9%	2.5%	1.9%
Attendance rate	96.5%	Down from 96.6%	96.0%	96.3%
Eligible for gifted and talented	5.3%	Down from 5.9%	6.5%	10.0%
With disabilities other than speech	12.7%	Down from 17.1%	9.0%	7.7%
Older than usual for grade	2.7%	Up from 2.5%	0.7%	0.5%
Out-of-school suspensions or expulsions for violent and/or criminal offenses	0.0%	No Change	0.0%	0.0%
Teachers (n=23)				
Teachers with advanced degrees	56.5%	No Change	56.5%	59.4%
Continuing contract teachers	91.3%	No Change	76.3%	80.0%
Teachers with emergency or provisional certificates	0.0%	No Change	0.0%	0.0%
Teachers returning from previous year	90.3%	Up from 85.3%	84.7%	85.9%
Teacher attendance rate	96.2%	Down from 97.2%	95.0%	95.1%
Average teacher salary*	\$49,793	Up 5.7%	\$46,051	\$47,149
Classes not taught by highly qualified teachers	0.0%	No Change	0.0%	0.0%
Professional development days/teacher	6.0 days	Down from 6.8 days	11.7 days	11.1 days
School				
Principal's years at school	11.0	Up from 10.0	4.0	4.0
Student-teacher ratio in core subjects	15.1 to 1	Up from 14.7 to 1	18.5 to 1	18.8 to 1
Prime instructional time	92.5%	Down from 92.7%	90.0%	90.4%
Opportunities in the arts	Good	No Change	Good	Good
SACS accreditation	Yes	No Change	Yes	Yes
Parents attending conferences	87.9%	Up from 85.9%	100.0%	100.0%
Character development program	Excellent	No Change	Excellent	Excellent
Dollars spent per pupil**	\$8,577	Up 0.5%	\$7,624	\$7,458
Percent of expenditures for instruction**	66.3%	Down from 66.7%	68.1%	68.8%
Percent of expenditures for teacher salaries**	62.7%	Up from 61.2%	62.1%	63.2%
% of AYP objectives met	100.0%	Up from 92.3%	100.0%	100.0%

* Length of contract = 185+ days.

** Prior year audited financial data available.

EVALUATION RESULTS

	Teachers	Students*	Parents*
Number of surveys returned	24	37	36
Percent satisfied with learning environment	100.0%	91.9%	94.3%
Percent satisfied with social and physical environment	100.0%	94.6%	100.0%
Percent satisfied with school-home relations	95.8%	94.6%	94.4%

*Only students at the highest elementary school grade level at this school and their parents were included.

REPORT OF PRINCIPAL AND SCHOOL IMPROVEMENT COUNCIL

Westcliffe Elementary serves 300 students and is located in the Berea area of Greenville County near Furman University. We serve four-year-olds through fifth grade students. The faculty and staff are passionate about learning and work hard each day to provide the foundation children need to become life-long learners. Westcliffe has been honored as a Red Carpet School, Closing the Gap School, and a Safe Kids School.

Instruction is standards-driven. Social studies was integrated into reading on a couple of grade levels. Our daily routines provide blocks of time for reading, science, and math to prepare students to deal with content and become independent learners. Title I helps us provide extra help with a half time reading intervention teacher for students in first and second grade. Technology is another tool we use to enhance learning in all academic subjects throughout all grade levels.

Our instruction is also data-driven. Westcliffe teachers use grade level benchmarks, teacher made test, theme test, writing assignments, running records, and checklist as forms of assessments for our children. Kindergarten and first grade also use the results from Aims Web that are generated from Response to Intervention (RTI), which help guide instructional strategies for students. Second through fifth grade teachers use MAP (Measures of Academic Progress) to help target strategies to guide instruction. These grades assess students on MAP three times a year. Students at Westcliffe also had Before School Tutoring with teachers to help strengthen their skills in second through fifth grade.

Parent involvement is a key to our school's success. Over 10,000 hours were logged in this year by volunteers who helped children with tutoring, Field Day, field trips, class projects, and teacher requestes. Activities the school provided for students and parents were PTA Meetings, Lunch and Learns, Reading Under the Stars, Math Nights, and the Book Fair. Parents at Westcliffe have given much of themselves to support our curriculum and academic interventions and extracurricular activities. English was taught to our Hispanic parents all year on Tuesdays and Thursdays.

Westcliffe teachers and staff are committed and dedicated to giving our students the very best each and every day. Our motto is "Westcliffe Wildcats Are Wild About Learning," and our daily task is to ensure teaching and learning is going on daily for every student. Students are what we are all about and why we are so committed to learning. Westcliffe Wildcats cannot hide that Westcliffe Pride.

Carolyn Morgan, Principal
Arney Posey, SIC Chairperson

Comprehensive detail, including definitions of ratings, performance criteria, and explanations of status, is available on www.ed.sc.gov and www.eoc.sc.gov as well as school and school district websites.

Printed versions are available from school districts upon request.

Abbreviations Key

N/A Not Applicable N/AV Not Available N/C Not Collected N/R Not Reported I/S Insufficient Sample TBD To be determined
NI Newly Identified CSI Continuing School Improvement CA Corrective Action RP Plan to Restructure R Restructure DELAY School Improvement Status HOLD School Improvement Status