



SC Annual School Report Card Summary

Buena Vista Elementary
Greenville
Grades: K-5 Enrollment: 849
Principal: Dr. Ann K. Mohr
Superintendent: Dr. Phinnize J. Fisher
Board Chair: Megan Hickerson

PERFORMANCE

Comprehensive detail, including definitions of ratings, performance criteria, and explanations of status, is available on www.ed.sc.gov and www.eoc.sc.gov as well as school and school district websites. Printed versions are available from school districts upon request.

YEAR	ABSOLUTE RATING	GROWTH RATING	PALMETTO GOLD AND SILVER AWARD		AYP STATUS	NCLB IMPROVEMENT STATUS
			General Performance	Closing the Gap		
2009	Excellent	Good	TBD	TBD	Met	N/A
2008	Good	Below Average	N/A	N/A	Not Met	N/A
2007	Good	Average	N/A	N/A	Met	N/A

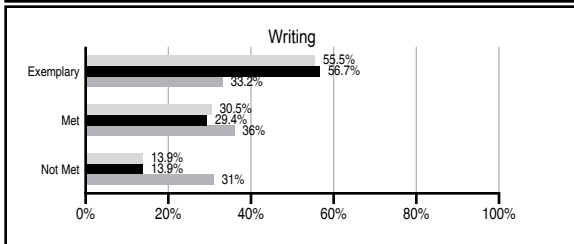
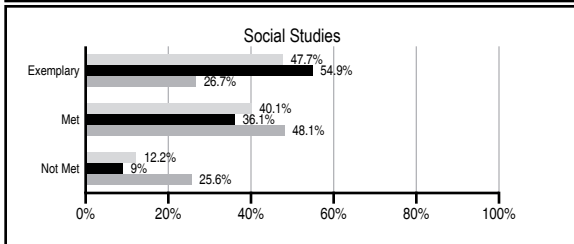
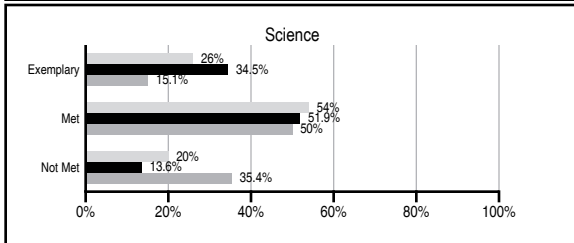
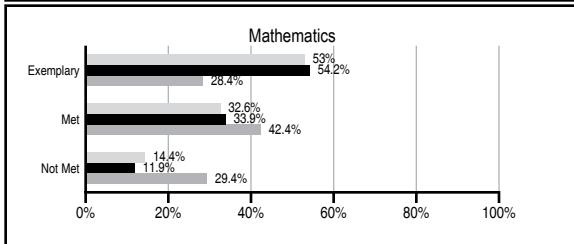
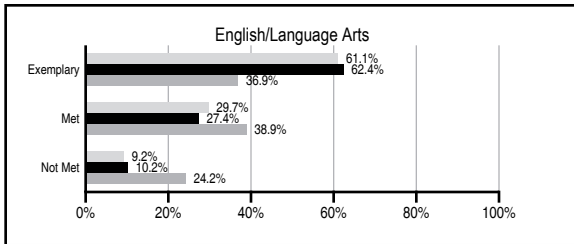
ABSOLUTE RATINGS OF ELEMENTARY SCHOOLS WITH STUDENTS LIKE OURS*

EXCELLENT	GOOD	AVERAGE	BELOW AVERAGE	AT-RISK
17	0	0	0	0

* Ratings are calculated with data available by 06/01/2010. Schools with Students Like Ours are Elementary Schools with Poverty Indices of no more than 5% above or below the index for this school.



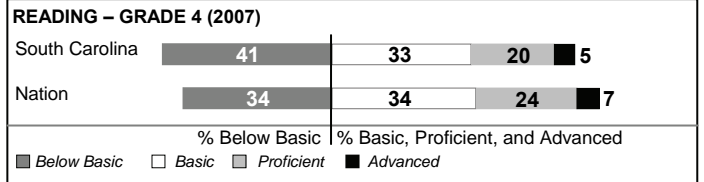
PASS PERFORMANCE

Our School
 Elementary Schools with Students Like Ours
 Elementary schools statewide



NAEP PERFORMANCE*

* Performance reported for SC and nation, data not available at school level. Percentages at NAEP Achievement Levels.



SC PERFORMANCE GOAL

2010 Goal:
 By 2010, SC's student achievement will be ranked in the top half of the states nationally. To achieve this goal, we must become one of the fastest improving systems in the country.

2020 Vision:
 By 2020 all students will graduate with the knowledge and skills necessary to compete successfully in the global economy, participate in a democratic society and contribute positively as members of families and communities.

Abbreviations Key

N/A Not Applicable N/AV Not Available N/C Not Collected N/R Not Reported I/S Insufficient Sample TBD To be determined

NI Newly Identified CSI Continuing School Improvement CA Corrective Action RP Plan to Restructure R Restructure DELAY School Improvement Status HOLD School Improvement Status

Buena Vista Elementary [Greenville]

SCHOOL PROFILE

	Our School	Change from Last Year	Elementary Schools with Students Like Ours	Median Elementary School
Students (n=849)				
Retention rate	0.9%	Down from 1.2%	0.8%	1.9%
Attendance rate	97.3%	No Change	96.8%	96.3%
Eligible for gifted and talented	29.5%	Down from 32.3%	27.3%	10.0%
With disabilities other than speech	8.0%	Down from 8.2%	5.6%	7.7%
Older than usual for grade	0.0%	No Change	0.1%	0.5%
Out-of-school suspensions or expulsions for violent and/or criminal offenses	0.0%	No Change	0.0%	0.0%
Teachers (n=49)				
Teachers with advanced degrees	57.1%	Down from 62.5%	66.7%	59.4%
Continuing contract teachers	87.8%	Up from 70.8%	84.8%	80.0%
Teachers with emergency or provisional certificates	0.0%	No Change	0.0%	0.0%
Teachers returning from previous year	78.1%	Down from 80.8%	85.4%	85.9%
Teacher attendance rate	95.5%	Down from 96.5%	95.2%	95.1%
Average teacher salary*	\$45,253	Up 3.4%	\$50,464	\$47,149
Classes not taught by highly qualified teachers	0.9%	Up from 0.0%	0.0%	0.0%
Professional development days/teacher	11.7 days	Up from 8.7 days	10.4 days	11.1 days
School				
Principal's years at school	7.0	Up from 6.0	3.0	4.0
Student-teacher ratio in core subjects	23.2 to 1	Up from 22.2 to 1	21.1 to 1	18.8 to 1
Prime instructional time	92.8%	Down from 92.9%	91.6%	90.4%
Opportunities in the arts	Good	No Change	Good	Good
SACS accreditation	Yes	No Change	Yes	Yes
Parents attending conferences	100.0%	No Change	100.0%	100.0%
Character development program	Excellent	No Change	Excellent	Excellent
Dollars spent per pupil**	\$5,320	Up 4.3%	\$6,485	\$7,458
Percent of expenditures for instruction**	68.6%	Down from 68.9%	68.6%	68.8%
Percent of expenditures for teacher salaries**	64.3%	Up from 62.4%	64.3%	63.2%
% of AYP objectives met	100.0%	Up from 82.6%	100.0%	100.0%

* Length of contract = 185+ days.

** Prior year audited financial data available.

REPORT OF PRINCIPAL AND SCHOOL IMPROVEMENT COUNCIL

The Buena Vista Elementary staff strives for continuous improvement in instructional delivery and student performance. Three main goals guide all actions: 1) Students will master grade level standards in Mathematics, English Language Arts, Science, and Social Studies; 2) A safe, orderly, and inviting learning environment will be provided for students, staff, and the community; 3) A highly qualified staff will be developed and maintained. These goals were written to address specific areas of need identified in the school and to correlate with the school district's Education Plan. Progress towards achieving the goals is monitored by the staff and the School Improvement Council.

The school was recognized as a Red Carpet School for the level of customer service that is evident in the school.

Buena Vista Elementary will continue to implement Continuous Improvement strategies for performance excellence. Staff development will focus on curriculum integration and learning focused planning, so that we may better address students' diverse learning needs. The collection and analysis of student data will allow the staff a more precise picture of areas of strength in the curriculum, areas needing more emphasis, and groups of students who may need immediate and sustained intervention.

The School Improvement Council will focus on increasing and improving the options for student extracurricular clubs. This year, the Chess Club was formed, and plans are in place to expand this club to more students next year.

Ann K. Mohr, Principal
Eric Schwalm, SIC Chairperson

EVALUATION RESULTS

	Teachers	Students*	Parents*
Number of surveys returned	44	134	97
Percent satisfied with learning environment	90.9%	91.7%	86.2%
Percent satisfied with social and physical environment	97.7%	89.5%	92.6%
Percent satisfied with school-home relations	100.0%	94.0%	80.2%

*Only students at the highest elementary school grade level at this school and their parents were included.

Comprehensive detail, including definitions of ratings, performance criteria, and explanations of status, is available on www.ed.sc.gov and www.eoc.sc.gov as well as school and school district websites.

Printed versions are available from school districts upon request.

Abbreviations Key

N/A Not Applicable N/AV Not Available N/C Not Collected N/R Not Reported I/S Insufficient Sample TBD To be determined

NI Newly Identified CSI Continuing School Improvement CA Corrective Action RP Plan to Restructure R Restructure DELAY School Improvement Status HOLD School Improvement Status