



# SC Annual School Report Card Summary

Taylor's Elementary  
 Greenville  
 Grades: PK-5 Enrollment: 729  
 Principal: Vaughan E. Overman  
 Superintendent: Dr. Phinnize J. Fisher  
 Board Chair: Megan Hickerson

## PERFORMANCE

Comprehensive detail, including definitions of ratings, performance criteria, and explanations of status, is available on [www.ed.sc.gov](http://www.ed.sc.gov) and [www.eoc.sc.gov](http://www.eoc.sc.gov) as well as school and school district websites. Printed versions are available from school districts upon request.

YEAR	ABSOLUTE RATING	GROWTH RATING	PALMETTO GOLD AND SILVER AWARD		AYP STATUS	NCLB IMPROVEMENT STATUS
			General Performance	Closing the Gap		
2009	Average	Average	TBD	TBD	Not Met	N/A
2008	Average	At-Risk	N/A	N/A	Not Met	N/A
2007	Average	At-Risk	N/A	N/A	Not Met	N/A

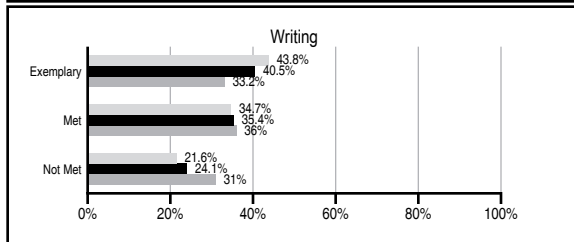
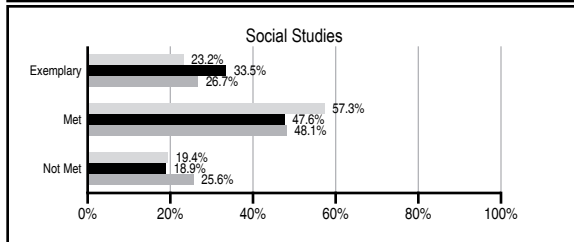
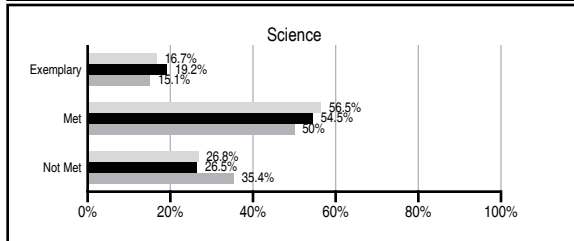
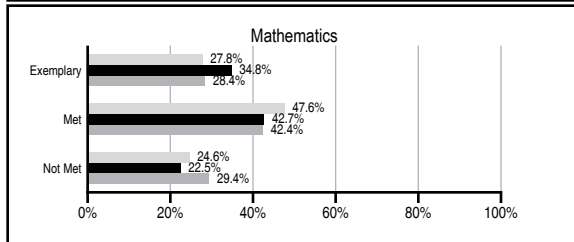
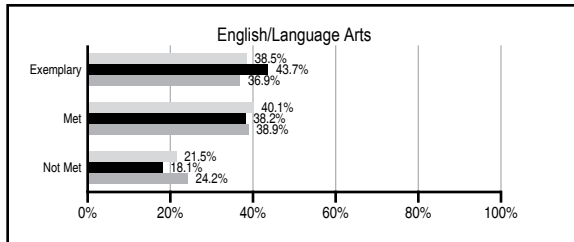
## ABSOLUTE RATINGS OF ELEMENTARY SCHOOLS WITH STUDENTS LIKE OURS\*

EXCELLENT	GOOD	AVERAGE	BELOW AVERAGE	AT-RISK
17	28	40	0	0

\* Ratings are calculated with data available by 06/01/2010. Schools with Students Like Ours are Elementary Schools with Poverty Indices of no more than 5% above or below the index for this school.




## PASS PERFORMANCE

Our School
  Elementary Schools with Students Like Ours
  Elementary schools statewide



## NAEP PERFORMANCE\*

\* Performance reported for SC and nation, data not available at school level. Percentages at NAEP Achievement Levels.



### SC PERFORMANCE GOAL

**2010 Goal:**  
 By 2010, SC's student achievement will be ranked in the top half of the states nationally. To achieve this goal, we must become one of the fastest improving systems in the country.

**2020 Vision:**  
 By 2020 all students will graduate with the knowledge and skills necessary to compete successfully in the global economy, participate in a democratic society and contribute positively as members of families and communities.

### Abbreviations Key

N/A Not Applicable N/AV Not Available N/C Not Collected N/R Not Reported I/S Insufficient Sample TBD To be determined

NI Newly Identified CSI Continuing School Improvement CA Corrective Action RP Plan to Restructure R Restructure DELAY School Improvement Status HOLD School Improvement Status

# Taylor's Elementary [Greenville]

## SCHOOL PROFILE

	Our School	Change from Last Year	Elementary Schools with Students Like Ours	Median Elementary School
<b>Students (n=729)</b>				
Retention rate	1.7%	Up from 1.6%	1.8%	1.9%
Attendance rate	96.6%	No Change	96.3%	96.3%
Eligible for gifted and talented	12.4%	Up from 11.7%	14.2%	10.0%
With disabilities other than speech	10.9%	Down from 13.1%	7.4%	7.7%
Older than usual for grade	0.5%	Up from 0.4%	0.3%	0.5%
Out-of-school suspensions or expulsions for violent and/or criminal offenses	0.0%	No Change	0.0%	0.0%
<b>Teachers (n=45)</b>				
Teachers with advanced degrees	64.4%	Down from 67.4%	61.3%	59.4%
Continuing contract teachers	71.1%	Up from 69.8%	81.8%	80.0%
Teachers with emergency or provisional certificates	0.0%	No Change	0.0%	0.0%
Teachers returning from previous year	78.9%	Down from 79.3%	88.6%	85.9%
Teacher attendance rate	96.7%	Down from 97.2%	95.2%	95.1%
Average teacher salary*	\$45,482	Up 1.4%	\$47,669	\$47,149
Classes not taught by highly qualified teachers	0.0%	No Change	0.0%	0.0%
Professional development days/teacher	14.2 days	Down from 17.8 days	11.4 days	11.1 days
<b>School</b>				
Principal's years at school	6.0	Up from 5.0	5.0	4.0
Student-teacher ratio in core subjects	19.7 to 1	Down from 21.6 to 1	19.1 to 1	18.8 to 1
Prime instructional time	92.5%	Up from 91.8%	90.5%	90.4%
Opportunities in the arts	Good	No Change	Good	Good
SACS accreditation	Yes	No Change	Yes	Yes
Parents attending conferences	100.0%	No Change	100.0%	100.0%
Character development program	Excellent	No Change	Excellent	Excellent
Dollars spent per pupil**	\$6,240	Up 2.7%	\$6,954	\$7,458
Percent of expenditures for instruction**	68.5%	Down from 70.6%	69.1%	68.8%
Percent of expenditures for teacher salaries**	64.2%	Up from 61.6%	62.7%	63.2%
% of AYP objectives met	95.7%	Up from 82.6%	100.0%	100.0%

\* Length of contract = 185+ days.

\*\* Prior year audited financial data available.

## EVALUATION RESULTS

	Teachers	Students*	Parents*
Number of surveys returned	42	108	72
Percent satisfied with learning environment	97.6%	99.1%	100.0%
Percent satisfied with social and physical environment	100.0%	100.0%	98.6%
Percent satisfied with school-home relations	100.0%	99.1%	97.2%

\*Only students at the highest elementary school grade level at this school and their parents were included.

## REPORT OF PRINCIPAL AND SCHOOL IMPROVEMENT COUNCIL

Stakeholders in our school community, including the School Improvement Council (SIC), PTA Executive Board, and School Teams, identified four Performance Goals for our School Strategic Plan. In alignment with the Greenville County School District Education Plan, our targeted goals are to increase the percent of students meeting or exceeding their target RIT growth for MAP Math from 43% in 2007-2008 to 54% in 2012-2013; to increase the percent of students meeting or exceeding their target RIT growth for MAP Reading from 55% in 2007-2008 to 60% in 2012-2013; to maintain highly qualified and specialized personnel at 100% (to meet the requirements of NCLB) and maintain 100% through 2013; and to enhance parental involvement in activities related to curriculum standards. The percent of hours tracked for parents participating in parent/teacher activities that support home/school relations will increase from 16,326 hours in 2007-2008 to 18,771 hours in 2012-2013.

To target learning differences and promote student success, we offer Single-Gender and Co-ed Classes in first through fifth grade. The implementation of MAP (Measures of Academic Progress) continues to provide information that is used to drive instruction. The use of the Baldrige Model of Continuous Improvement and the use of Character Education programs consistently reflect the positive benefits of students being responsible for their behavior and learning. Our Extended Day Program reinforces the South Carolina Academic Learning Standards. One hundred percent of the teachers are Highly Qualified, and three teachers are National Board Certified. Programs offered for our school community include Coffee Chats and Munch and Mingle lunches with our principal, Transitioning to Middle School, Tell Me About Raising Successful Readers, and Preparing for Kindergarten Success. Our School Improvement Council plays a vital role in our school community. Our SIC initiated H.A.L.L., a tutorial program to address the academic needs of our students by Helping All Lions Learn. The outstanding achievements of our PTA resulted in recognition at the state level with honors such as the SC PTA Outstanding Unit of the Year, Phoebe Apperson Hearst Award for Effective Communications, and SC PTA Principal of the Year. Our PTA holds the National PTA Parent Involvement Schools of Excellence certification. PTA provides strong support by providing curriculum-based experiences, funding mini-grants, and volunteerism. The PTA logged 18,006 volunteer hours for the 2008-2009 school year. Our School Improvement Council is productive, monitors the Performance Goals, and serves as an advisory board with input on school improvements. Our SIC members serve as the Guidance Advisory Committee.

An interdisciplinary curriculum combined with high standards defines our school culture. Our campus is designed to encourage students to grow in a nurturing and challenging environment. Our school mission, Expecting Excellence in Achievement, Actions, and Attitudes, provides us with a clear direction and is truly documented daily in the life of our school. We invite all the stakeholders to be active participants in our school community.

Vaughan E. Overman, Principal  
Stacy Behnke, SIC Chair

Comprehensive detail, including definitions of ratings, performance criteria, and explanations of status, is available on [www.ed.sc.gov](http://www.ed.sc.gov) and [www.eoc.sc.gov](http://www.eoc.sc.gov) as well as school and school district websites.

Printed versions are available from school districts upon request.

### Abbreviations Key

N/A Not Applicable N/AV Not Available N/C Not Collected N/R Not Reported I/S Insufficient Sample TBD To be determined  
NI Newly Identified CSI Continuing School Improvement CA Corrective Action RP Plan to Restructure R Restructure DELAY School Improvement Status HOLD School Improvement Status