



# SC Annual School Report Card Summary

Slater-Marietta Elementary  
 Greenville  
 Grades: PK-5 Enrollment: 500  
 Principal: Lindsey D. Cole III  
 Superintendent: Dr. Phinnize J. Fisher  
 Board Chair: Megan Hickerson

## PERFORMANCE

Comprehensive detail, including definitions of ratings, performance criteria, and explanations of status, is available on [www.ed.sc.gov](http://www.ed.sc.gov) and [www.eoc.sc.gov](http://www.eoc.sc.gov) as well as school and school district websites. Printed versions are available from school districts upon request.

YEAR	ABSOLUTE RATING	GROWTH RATING	PALMETTO GOLD AND SILVER AWARD		AYP STATUS	NCLB IMPROVEMENT STATUS
			General Performance	Closing the Gap		
2009	Average	Average	TBD	TBD	Met	N/A
2008	Average	At-Risk	N/A	N/A	Met	N/A
2007	Average	At-Risk	N/A	N/A	Met	NI-DELAY

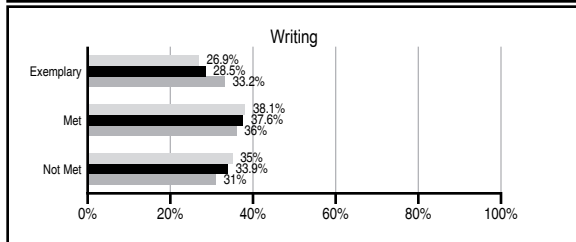
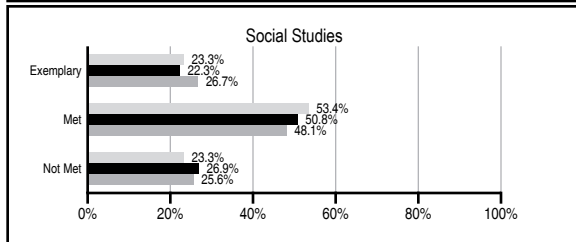
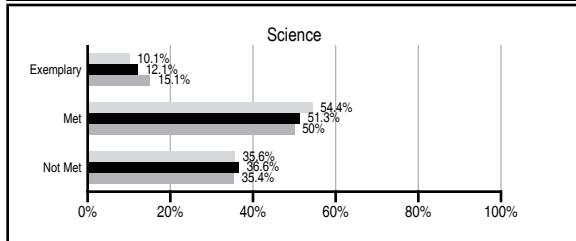
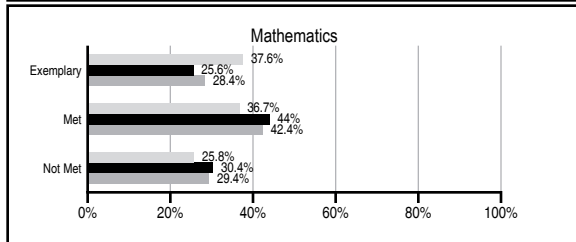
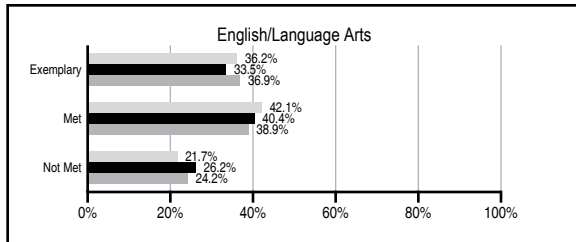
## ABSOLUTE RATINGS OF ELEMENTARY SCHOOLS WITH STUDENTS LIKE OURS\*

EXCELLENT	GOOD	AVERAGE	BELOW AVERAGE	AT-RISK
1	15	94	12	0

\* Ratings are calculated with data available by 06/01/2010. Schools with Students Like Ours are Elementary Schools with Poverty Indices of no more than 5% above or below the index for this school.



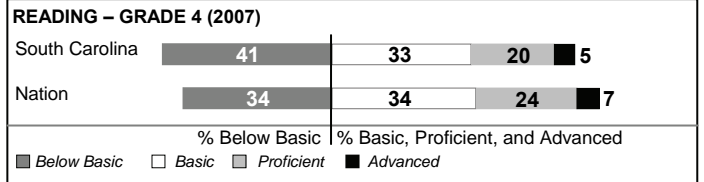
## PASS PERFORMANCE

Our School Elementary Schools with Students Like Ours Elementary schools statewide



## NAEP PERFORMANCE\*

\* Performance reported for SC and nation, data not available at school level. Percentages at NAEP Achievement Levels.



## SC PERFORMANCE GOAL

**2010 Goal:**  
 By 2010, SC's student achievement will be ranked in the top half of the states nationally. To achieve this goal, we must become one of the fastest improving systems in the country.

**2020 Vision:**  
 By 2020 all students will graduate with the knowledge and skills necessary to compete successfully in the global economy, participate in a democratic society and contribute positively as members of families and communities.

### Abbreviations Key

N/A Not Applicable N/AV Not Available N/C Not Collected N/R Not Reported I/S Insufficient Sample TBD To be determined

NI Newly Identified CSI Continuing School Improvement CA Corrective Action RP Plan to Restructure R Restructure DELAY School Improvement Status HOLD School Improvement Status

# Slater-Marietta Elementary [Greenville]

## SCHOOL PROFILE

	Our School	Change from Last Year	Elementary Schools with Students Like Ours	Median Elementary School
<b>Students (n=500)</b>				
Retention rate	1.9%	Down from 3.4%	2.4%	1.9%
Attendance rate	95.6%	Down from 96.2%	96.2%	96.3%
Eligible for gifted and talented	19.6%	Up from 15.6%	8.6%	10.0%
With disabilities other than speech	9.9%	Up from 9.6%	9.2%	7.7%
Older than usual for grade	0.3%	No Change	0.6%	0.5%
Out-of-school suspensions or expulsions for violent and/or criminal offenses	0.0%	No Change	0.0%	0.0%
<b>Teachers (n=39)</b>				
Teachers with advanced degrees	64.1%	Up from 59.0%	59.3%	59.4%
Continuing contract teachers	97.4%	Down from 100.0%	82.5%	80.0%
Teachers with emergency or provisional certificates	0.0%	No Change	0.0%	0.0%
Teachers returning from previous year	96.0%	Up from 95.1%	86.5%	85.9%
Teacher attendance rate	94.6%	No Change	95.0%	95.1%
Average teacher salary*	\$48,833	Up 2.9%	\$47,337	\$47,149
Classes not taught by highly qualified teachers	0.0%	No Change	0.0%	0.0%
Professional development days/teacher	6.1 days	Down from 12.1 days	11.7 days	11.1 days
<b>School</b>				
Principal's years at school	13.0	Up from 12.0	5.0	4.0
Student-teacher ratio in core subjects	18.0 to 1	Up from 13.5 to 1	18.9 to 1	18.8 to 1
Prime instructional time	89.8%	Down from 90.3%	90.0%	90.4%
Opportunities in the arts	Good	No Change	Good	Good
SACS accreditation	Yes	No Change	Yes	Yes
Parents attending conferences	100.0%	No Change	100.0%	100.0%
Character development program	Excellent	Up from Good	Excellent	Excellent
Dollars spent per pupil**	\$7,795	Up 3.2%	\$7,360	\$7,458
Percent of expenditures for instruction**	69.4%	Down from 70.7%	68.5%	68.8%
Percent of expenditures for teacher salaries**	67.3%	Up from 67.2%	61.2%	63.2%
% of AYP objectives met	100.0%	No Change	100.0%	100.0%

\* Length of contract = 185+ days.

\*\* Prior year audited financial data available.

## REPORT OF PRINCIPAL AND SCHOOL IMPROVEMENT COUNCIL

Slater-Marietta Elementary School serves all the children in the rural communities of Slater, Marietta, and Cleveland, South Carolina, from the valley at the cliffs of Glassy Mountain to the shore of the Table Rock Reservoir. A dedicated staff and a strong, growing community work together to make our school a warm and inviting place. Our school is a state Red Carpet Award winner. Our building, constructed and occupied in August 2003, is equipped with the latest technology tools for teaching. All classrooms have a Promethean Board and laptop computer, as well as four desktop computers for student use. Each grade level has access to individual electronic student response devices. Slater-Marietta Elementary is a Title I school. Our student-body is active in many extracurricular activities such as Safety Patrol, Student Council, Chorus, and Beta Club. A partnership with the Greenville County Recreation Commission provides an on-site after-school and summer program. In addition, an academic summer school program is offered for our students. The Cliffs Valley Community serves our school with many volunteers who tutor and mentor students. The Cliffs Community also provides the Zest Quest Wellness Program, which helps students, teachers, parents, and the community strive for a healthier lifestyle. Our vision for the future is to encourage more parent involvement, high expectations for our students, and to continue enhancing our warm and caring environment for learning.

Dawn Caldwell, SIC Chairperson  
Lindsey D. Cole, Principal

## EVALUATION RESULTS

	Teachers	Students*	Parents*
Number of surveys returned	36	73	45
Percent satisfied with learning environment	97.2%	98.6%	88.9%
Percent satisfied with social and physical environment	100.0%	98.6%	86.4%
Percent satisfied with school-home relations	97.2%	98.6%	86.4%

\*Only students at the highest elementary school grade level at this school and their parents were included.

Comprehensive detail, including definitions of ratings, performance criteria, and explanations of status, is available on [www.ed.sc.gov](http://www.ed.sc.gov) and [www.eoc.sc.gov](http://www.eoc.sc.gov) as well as school and school district websites.

Printed versions are available from school districts upon request.

### Abbreviations Key

N/A Not Applicable N/AV Not Available N/C Not Collected N/R Not Reported I/S Insufficient Sample TBD To be determined

NI Newly Identified CSI Continuing School Improvement CA Corrective Action RP Plan to Restructure R Restructure DELAY School Improvement Status HOLD School Improvement Status