



# SC Annual School Report Card Summary

Skyland Elementary  
 Greenville  
 Grades: PK-5 Enrollment: 634  
 Principal: Carolyn J. Styles  
 Superintendent: Dr. Phinnize J. Fisher  
 Board Chair: Megan Hickerson

## PERFORMANCE

Comprehensive detail, including definitions of ratings, performance criteria, and explanations of status, is available on [www.ed.sc.gov](http://www.ed.sc.gov) and [www.eoc.sc.gov](http://www.eoc.sc.gov) as well as school and school district websites. Printed versions are available from school districts upon request.

YEAR	ABSOLUTE RATING	GROWTH RATING	PALMETTO GOLD AND SILVER AWARD		AYP STATUS	NCLB IMPROVEMENT STATUS
			General Performance	Closing the Gap		
2009	Good	Good	TBD	TBD	Met	N/A
2008	Good	Excellent	Gold	Silver	Met	N/A
2007	Average	Below Average	N/A	N/A	Met	N/A

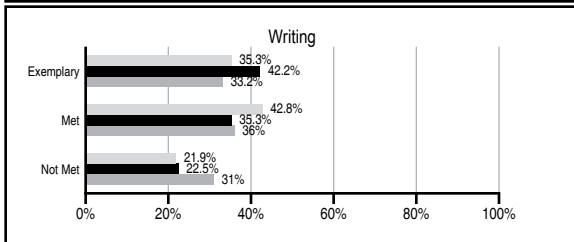
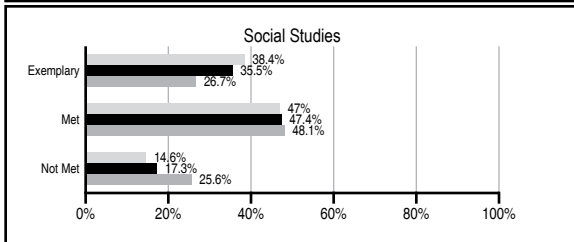
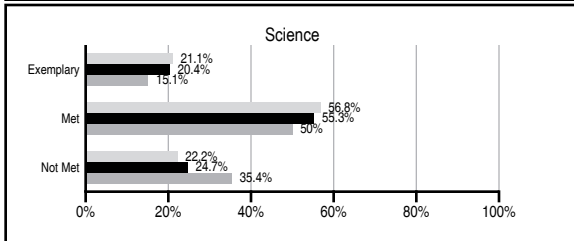
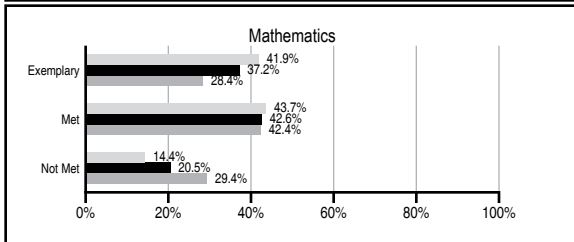
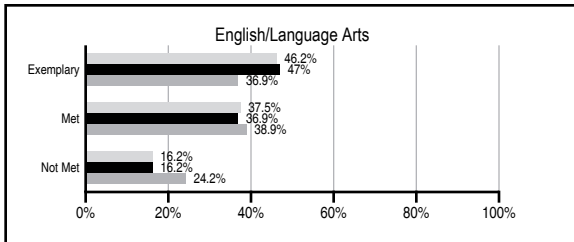
## ABSOLUTE RATINGS OF ELEMENTARY SCHOOLS WITH STUDENTS LIKE OURS\*

EXCELLENT	GOOD	AVERAGE	BELOW AVERAGE	AT-RISK
17	38	20	0	0

\* Ratings are calculated with data available by 06/01/2010. Schools with Students Like Ours are Elementary Schools with Poverty Indices of no more than 5% above or below the index for this school.

## PASS PERFORMANCE

Our School
  Elementary Schools with Students Like Ours
  Elementary schools statewide



## NAEP PERFORMANCE\*

\* Performance reported for SC and nation, data not available at school level. Percentages at NAEP Achievement Levels.



## SC PERFORMANCE GOAL

**2010 Goal:**  
 By 2010, SC's student achievement will be ranked in the top half of the states nationally. To achieve this goal, we must become one of the fastest improving systems in the country.

**2020 Vision:**  
 By 2020 all students will graduate with the knowledge and skills necessary to compete successfully in the global economy, participate in a democratic society and contribute positively as members of families and communities.

### Abbreviations Key

N/A Not Applicable N/AV Not Available N/C Not Collected N/R Not Reported I/S Insufficient Sample TBD To be determined

NI Newly Identified CSI Continuing School Improvement CA Corrective Action RP Plan to Restructure R Restructure DELAY School Improvement Status HOLD School Improvement Status

# Skyland Elementary [Greenville]

## SCHOOL PROFILE

	Our School	Change from Last Year	Elementary Schools with Students Like Ours	Median Elementary School
<b>Students (n=634)</b>				
Retention rate	1.2%	Down from 1.3%	1.5%	1.9%
Attendance rate	96.5%	Down from 96.6%	96.6%	96.3%
Eligible for gifted and talented	11.0%	Down from 13.5%	15.8%	10.0%
With disabilities other than speech	6.1%	Down from 7.6%	6.8%	7.7%
Older than usual for grade	0.2%	No Change	0.3%	0.5%
Out-of-school suspensions or expulsions for violent and/or criminal offenses	0.0%	No Change	0.0%	0.0%
<b>Teachers (n=41)</b>				
Teachers with advanced degrees	75.6%	Down from 76.3%	61.4%	59.4%
Continuing contract teachers	92.7%	Down from 94.7%	84.6%	80.0%
Teachers with emergency or provisional certificates	0.0%	No Change	0.0%	0.0%
Teachers returning from previous year	97.1%	Up from 96.1%	86.6%	85.9%
Teacher attendance rate	95.6%	Up from 95.0%	95.1%	95.1%
Average teacher salary*	\$52,727	Up 4.8%	\$48,308	\$47,149
Classes not taught by highly qualified teachers	0.0%	No Change	0.0%	0.0%
Professional development days/teacher	20.4 days	Up from 20.3 days	11.3 days	11.1 days
<b>School</b>				
Principal's years at school	14.0	Up from 13.0	4.0	4.0
Student-teacher ratio in core subjects	21.4 to 1	Down from 22.4 to 1	19.3 to 1	18.8 to 1
Prime instructional time	91.9%	Up from 90.3%	90.4%	90.4%
Opportunities in the arts	Good	No Change	Good	Good
SACS accreditation	Yes	No Change	Yes	Yes
Parents attending conferences	100.0%	No Change	100.0%	100.0%
Character development program	Average	Down from Excellent	Excellent	Excellent
Dollars spent per pupil**	\$6,467	Up 8.3%	\$6,905	\$7,458
Percent of expenditures for instruction**	69.2%	Down from 70.3%	69.6%	68.8%
Percent of expenditures for teacher salaries**	63.2%	Down from 66.3%	61.1%	63.2%
% of AYP objectives met	100.0%	No Change	100.0%	100.0%

\* Length of contract = 185+ days.

\*\* Prior year audited financial data available.

## EVALUATION RESULTS

	Teachers	Students*	Parents*
Number of surveys returned	36	91	52
Percent satisfied with learning environment	100.0%	87.9%	98.0%
Percent satisfied with social and physical environment	100.0%	94.5%	96.2%
Percent satisfied with school-home relations	100.0%	95.6%	88.5%

\*Only students at the highest elementary school grade level at this school and their parents were included.

Comprehensive detail, including definitions of ratings, performance criteria, and explanations of status, is available on [www.ed.sc.gov](http://www.ed.sc.gov) and [www.eoc.sc.gov](http://www.eoc.sc.gov) as well as school and school district websites.

Printed versions are available from school districts upon request.

## REPORT OF PRINCIPAL AND SCHOOL IMPROVEMENT COUNCIL

In compliance with the Education Improvement Act of 1984, the Annual Report to the Community is written and reported each year to keep parents and community members informed regarding the progress the school is making in meeting school and district goals and objectives. This report was developed by our School Improvement Council (SIC), which consists of administrators, teachers, parents, and community business representatives. The SIC works closely with the principal in examining the school's annual standardized testing data and setting goals that focus on specific areas of strength and weaknesses. Teacher, parent, and student survey data is also examined by the SIC to determine internal and external perceptions regarding the overall school operations. Utilizing this information, a plan for improvement is established each year.

As a result of our improvement plan, Skyland students continued to make steady academic gains on state-wide student achievement testing this school year, earning us the coveted Palmetto Gold and Closing the Achievement Gap Awards. Both of these prestigious awards are presented by the South Carolina Department of Education. In addition, Skyland was named a Palmetto's Finalist School by the South Carolina Association of School Administrators.

We contribute much of our success to several long-term initiatives, including a focus of student data, teacher collaboration, and teacher professional development that fosters academic success for all students and early intervention measures at the primary level. However, we acknowledge that these initiatives would be meaningless without an outstanding team of dedicated teaching professionals who are committed to the implementation of these initiatives. Skyland takes pride in building and maintaining a highly-qualified and skilled teaching staff who works tirelessly to support student academic achievement.

Along with continued student success, it should also be noted that Skyland was among the few South Carolina schools who continued to meet the federal requirements of Adequate Yearly Progress (AYP) as defined by The No Child Left Behind Act. In addition to this tremendous accomplishment, our PTA and Business in Education Partners continued to provide strong financial, educational, and moral support to our school. To date, Skyland benefits from over 40 business education partnerships and over 13,000 PTA volunteer hours. We appreciate the PTA and all of the community businesses that contribute so generously to our school. There is no doubt that their active participation is also a contributing factor to our school's success.

In closing, we would like to express our gratitude to you for being an integral part of our team at Skyland Elementary. Building a school of excellence requires teamwork. Please join us in acknowledging Skyland's dedicated teachers, staff, business partners, and volunteers who give selflessly to ensure that every child succeeds. Skyland Elementary continues to provide quality education in "a place where children flourish."

Carolyn Styles, Principal  
Leslie Collins, SIC Chair

### Abbreviations Key

N/A Not Applicable N/AV Not Available N/C Not Collected N/R Not Reported I/S Insufficient Sample TBD To be determined  
NI Newly Identified CSI Continuing School Improvement CA Corrective Action RP Plan to Restructure R Restructure DELAY School Improvement Status HOLD School Improvement Status