



SC Annual School Report Card Summary

Paris Elementary
 Greenville
 Grades: K-5 Enrollment: 572
 Principal: David Wise
 Superintendent: Dr. Phinnize J. Fisher
 Board Chair: Megan Hickerson

PERFORMANCE

Comprehensive detail, including definitions of ratings, performance criteria, and explanations of status, is available on www.ed.sc.gov and www.eoc.sc.gov as well as school and school district websites. Printed versions are available from school districts upon request.

YEAR	ABSOLUTE RATING	GROWTH RATING	PALMETTO GOLD AND SILVER AWARD		AYP STATUS	NCLB IMPROVEMENT STATUS
			General Performance	Closing the Gap		
2009	Average	Average	TBD	TBD	Met	N/A
2008	Average	Below Average	N/A	N/A	Not Met	N/A
2007	Good	Below Average	N/A	N/A	Met	N/A

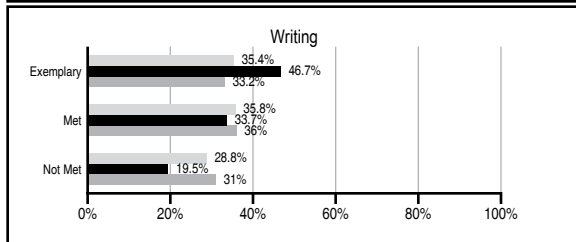
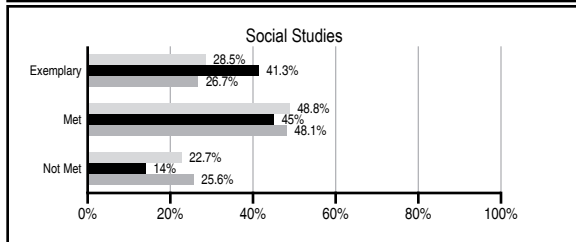
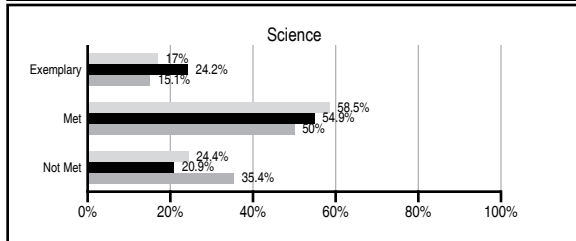
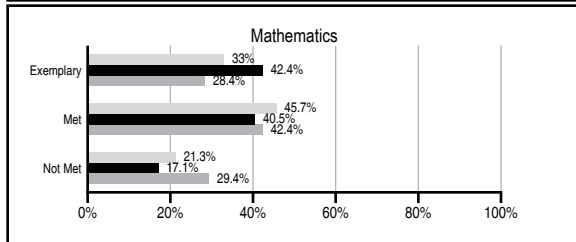
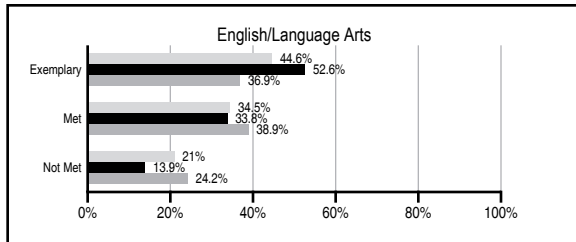
ABSOLUTE RATINGS OF ELEMENTARY SCHOOLS WITH STUDENTS LIKE OURS*

EXCELLENT	GOOD	AVERAGE	BELOW AVERAGE	AT-RISK
24	11	5	0	0

* Ratings are calculated with data available by 06/01/2010. Schools with Students Like Ours are Elementary Schools with Poverty Indices of no more than 5% above or below the index for this school.

PASS PERFORMANCE

Our School
 Elementary Schools with Students Like Ours
 Elementary schools statewide



NAEP PERFORMANCE*

* Performance reported for SC and nation, data not available at school level. Percentages at NAEP Achievement Levels.



SC PERFORMANCE GOAL

2010 Goal:
 By 2010, SC's student achievement will be ranked in the top half of the states nationally. To achieve this goal, we must become one of the fastest improving systems in the country.

2020 Vision:
 By 2020 all students will graduate with the knowledge and skills necessary to compete successfully in the global economy, participate in a democratic society and contribute positively as members of families and communities.

Abbreviations Key

N/A Not Applicable N/AV Not Available N/C Not Collected N/R Not Reported I/S Insufficient Sample TBD To be determined

NI Newly Identified CSI Continuing School Improvement CA Corrective Action RP Plan to Restructure R Restructure DELAY School Improvement Status HOLD School Improvement Status

Paris Elementary [Greenville]

SCHOOL PROFILE

	Our School	Change from Last Year	Elementary Schools with Students Like Ours	Median Elementary School
Students (n=572)				
Retention rate	1.8%	No Change	1.7%	1.9%
Attendance rate	96.4%	Down from 96.5%	96.7%	96.3%
Eligible for gifted and talented	17.0%	Down from 20.1%	18.0%	10.0%
With disabilities other than speech	14.8%	Up from 14.2%	6.7%	7.7%
Older than usual for grade	0.0%	No Change	0.4%	0.5%
Out-of-school suspensions or expulsions for violent and/or criminal offenses	0.0%	Down from 0.7%	0.0%	0.0%
Teachers (n=38)				
Teachers with advanced degrees	57.9%	Up from 52.6%	60.3%	59.4%
Continuing contract teachers	86.8%	Down from 89.5%	82.0%	80.0%
Teachers with emergency or provisional certificates	0.0%	No Change	0.0%	0.0%
Teachers returning from previous year	85.1%	Down from 89.8%	86.9%	85.9%
Teacher attendance rate	95.8%	Down from 96.2%	95.6%	95.1%
Average teacher salary*	\$46,041	Up 2.4%	\$48,542	\$47,149
Classes not taught by highly qualified teachers	0.0%	No Change	0.0%	0.0%
Professional development days/teacher	11.3 days	Down from 14.9 days	10.9 days	11.1 days
School				
Principal's years at school	1.0	Down from 15.0	3.0	4.0
Student-teacher ratio in core subjects	20.6 to 1	Down from 20.9 to 1	20.3 to 1	18.8 to 1
Prime instructional time	91.7%	Up from 90.7%	91.5%	90.4%
Opportunities in the arts	Good	No Change	Good	Good
SACS accreditation	Yes	No Change	Yes	Yes
Parents attending conferences	99.7%	Down from 100.0%	100.0%	100.0%
Character development program	Excellent	No Change	Excellent	Excellent
Dollars spent per pupil**	\$6,783	Up 4.2%	\$6,632	\$7,458
Percent of expenditures for instruction**	66.6%	Up from 66.5%	70.6%	68.8%
Percent of expenditures for teacher salaries**	62.4%	Up from 60.6%	66.1%	63.2%
% of AYP objectives met	100.0%	Up from 88.2%	100.0%	100.0%

* Length of contract = 185+ days.

** Prior year audited financial data available.

EVALUATION RESULTS

	Teachers	Students*	Parents*
Number of surveys returned	37	78	53
Percent satisfied with learning environment	100.0%	84.6%	90.4%
Percent satisfied with social and physical environment	97.3%	87.0%	92.3%
Percent satisfied with school-home relations	97.3%	93.5%	92.5%

*Only students at the highest elementary school grade level at this school and their parents were included.

REPORT OF PRINCIPAL AND SCHOOL IMPROVEMENT COUNCIL

Paris Elementary, a Red Carpet School, is truly a unique educational setting. Nestled at the base of Paris Mountain, the school is rich in tradition and history. Students moved into the new facility in 2004. Paris remains a focal point of the community and maintains close ties to the history of the area, including the grounds of Camp Sevier, a World War I training ground.

Paris continued with the theme "Growing Responsible Citizens" for 2008-2009. The school uses the Highly Effective Teaching (HET) school model. All of the Paris staff has been trained in the program, which focuses on practically implementing brain-based strategies.

All academic programs at the school are student-centered and research-based to ensure the best possible education for our students. Our reading and language arts programs are based on Pat Cunningham's 4-Blocks method. We use this in conjunction with our Accelerated Reader program to serve the individual needs of our students. Our math program employs a hands-on approach using the Everyday Counts Calendar Math program and is enhanced by using the Math Superstars program to promote creative and higher-order thinking to solve word problems. This year we began using Odyssey Compass Learning, a computer-based instructional program that addresses students' needs. Our teachers use hands-on science kits and project teaching in Social Studies. The faculty is well-trained to provide an exciting combination of standards-based thematic units by integrating subjects.

The success of Paris Elementary is heightened by support from the PTA and our surrounding community. Our PTA contributes an enormous amount of time and financial resources to programs in the school that benefit all students, such as Young Author's Week, Science is Fun Day, and Accelerated Reading Celebrations. Volunteers deliver SEEDS reading lessons to classrooms, tutor students, assist teachers, and help with the maintenance and beautification of the school.

The school staff, parents, students, and community all work together to ensure student achievement and success. Together, we look towards continuing to build on the traditions and excellence that define Paris Elementary.

David G. Wise, Principal
Danielle LaTourette, SIC Chair

Comprehensive detail, including definitions of ratings, performance criteria, and explanations of status, is available on www.ed.sc.gov and www.eoc.sc.gov as well as school and school district websites.

Printed versions are available from school districts upon request.

Abbreviations Key

N/A Not Applicable N/AV Not Available N/C Not Collected N/R Not Reported I/S Insufficient Sample TBD To be determined
NI Newly Identified CSI Continuing School Improvement CA Corrective Action RP Plan to Restructure R Restructure DELAY School Improvement Status HOLD School Improvement Status