

SC Annual School Report Card Summary

Monaview Elementary
Greenville
Grades: PK-5 **Enrollment: 496**
Principal: Sharon J. Dowell
Superintendent: Dr. Phinnize J. Fisher
Board Chair: Megan Hickerson

PERFORMANCE

Comprehensive detail, including definitions of ratings, performance criteria, and explanations of status, is available on www.ed.sc.gov and www.eoc.sc.gov as well as school and school district websites. Printed versions are available from school districts upon request.

YEAR	ABSOLUTE RATING	GROWTH RATING	PALMETTO GOLD AND SILVER AWARD		AYP STATUS	NCLB IMPROVEMENT STATUS
			General Performance	Closing the Gap		
2009	Average	Average	TBD	TBD	Not Met	R
2008	Below Average	Below Average	N/A	Silver	Not Met	R
2007	Below Average	Average	N/A	N/A	Not Met	R

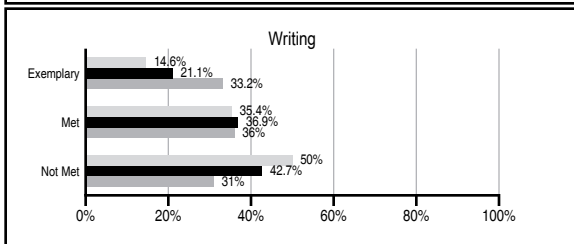
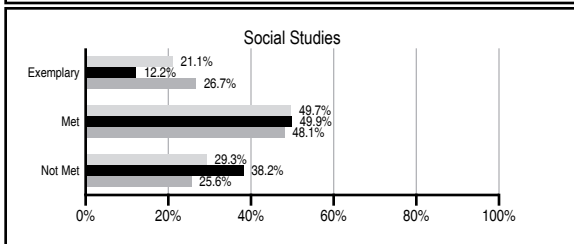
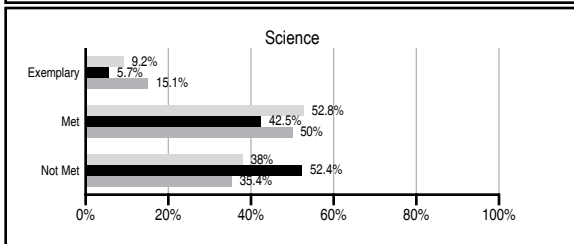
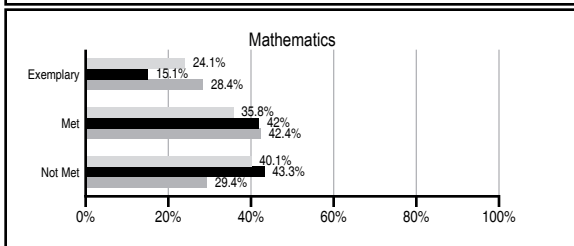
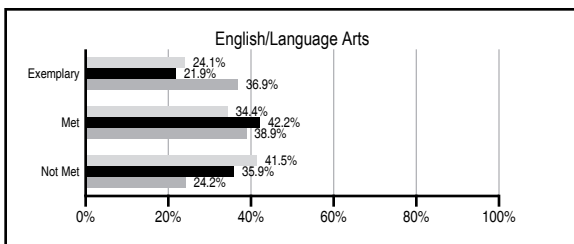
ABSOLUTE RATINGS OF ELEMENTARY SCHOOLS WITH STUDENTS LIKE OURS*

EXCELLENT	GOOD	AVERAGE	BELOW AVERAGE	AT-RISK
1	3	65	62	32

* Ratings are calculated with data available by 06/01/2010. Schools with Students Like Ours are Elementary Schools with Poverty Indices of no more than 5% above or below the index for this school.




PASS PERFORMANCE

Our School
 Elementary Schools with Students Like Ours
 Elementary schools statewide



NAEP PERFORMANCE*

* Performance reported for SC and nation, data not available at school level. Percentages at NAEP Achievement Levels.



SC PERFORMANCE GOAL

2010 Goal:
By 2010, SC's student achievement will be ranked in the top half of the states nationally. To achieve this goal, we must become one of the fastest improving systems in the country.

2020 Vision:
By 2020 all students will graduate with the knowledge and skills necessary to compete successfully in the global economy, participate in a democratic society and contribute positively as members of families and communities.

Abbreviations Key

N/A Not Applicable N/AV Not Available N/C Not Collected N/R Not Reported I/S Insufficient Sample TBD To be determined

NI Newly Identified CSI Continuing School Improvement CA Corrective Action RP Plan to Restructure R Restructure DELAY School Improvement Status HOLD School Improvement Status

Monaview Elementary [Greenville]

SCHOOL PROFILE

	Our School	Change from Last Year	Elementary Schools with Students Like Ours	Median Elementary School
Students (n=496)				
Retention rate	1.3%	Up from 1.2%	2.4%	1.9%
Attendance rate	96.4%	Down from 96.7%	96.0%	96.3%
Eligible for gifted and talented	3.3%	Up from 1.9%	3.1%	10.0%
With disabilities other than speech	10.4%	Up from 10.2%	7.5%	7.7%
Older than usual for grade	0.0%	No Change	1.1%	0.5%
Out-of-school suspensions or expulsions for violent and/or criminal offenses	0.0%	No Change	0.0%	0.0%
Teachers (n=39)				
Teachers with advanced degrees	38.5%	Down from 45.0%	57.1%	59.4%
Continuing contract teachers	71.8%	Down from 75.0%	71.6%	80.0%
Teachers with emergency or provisional certificates	0.0%	No Change	0.0%	0.0%
Teachers returning from previous year	82.9%	Down from 88.9%	81.7%	85.9%
Teacher attendance rate	94.3%	Down from 95.8%	95.2%	95.1%
Average teacher salary*	\$42,581	Up 1.7%	\$45,790	\$47,149
Classes not taught by highly qualified teachers	9.5%	Up from 0.0%	0.0%	0.0%
Professional development days/teacher	12.9 days	Down from 30.9 days	10.7 days	11.1 days
School				
Principal's years at school	1.0	Down from 5.0	3.0	4.0
Student-teacher ratio in core subjects	14.7 to 1	Down from 14.8 to 1	16.7 to 1	18.8 to 1
Prime instructional time	90.0%	Up from 89.3%	90.1%	90.4%
Opportunities in the arts	Excellent	No Change	Good	Good
SACS accreditation	Yes	No Change	Yes	Yes
Parents attending conferences	98.0%	Down from 100.0%	100.0%	100.0%
Character development program	Good	Down from Excellent	Excellent	Excellent
Dollars spent per pupil**	\$8,667	Up 17.6%	\$8,668	\$7,458
Percent of expenditures for instruction**	68.7%	Down from 70.1%	68.3%	68.8%
Percent of expenditures for teacher salaries**	63.5%	Down from 63.6%	61.9%	63.2%
% of AYP objectives met	93.1%	Up from 80.0%	100.0%	100.0%

* Length of contract = 185+ days.

** Prior year audited financial data available.

EVALUATION RESULTS

	Teachers	Students*	Parents*
Number of surveys returned	43	60	35
Percent satisfied with learning environment	92.9%	81.4%	97.0%
Percent satisfied with social and physical environment	97.7%	76.3%	93.9%
Percent satisfied with school-home relations	72.1%	83.1%	87.9%

*Only students at the highest elementary school grade level at this school and their parents were included.

REPORT OF PRINCIPAL AND SCHOOL IMPROVEMENT COUNCIL

Monaview Elementary Goals and Objectives:

The 2008-2009 school year was a wonderful and exciting year at Monaview Elementary. SIC, PTA, School Faculty Council, staff, and students worked together in establishing a shared vision. As a learning community, we used the Greenville County Schools' Educational Plan as a framework to establish and implement directional goals, which led to increased student performance in the core subject areas of math, science, and social studies as measured by MAPS. Upon reviewing current test data, SC State Standards for learning, and student benchmark data, priority goals were established to increase student performances in English/Language Arts. Strategies to support these goals included four-block and vocabulary professional development for all teachers. With the assistance of teachers, students established individual academic goals for the school year. Academic rigor in the curriculum and grade level RIT groups was implemented to support priority goals.

Monaview Elementary Accomplishments for 2008-2009:

Monaview experienced ongoing celebrations this school year for being recognized by the State Department of Education as a 2009 Palmetto Silver Award Winner. The Greenville Drive awarded Monaview students the 2009 ALL-STARS TOP Elementary School Performance Award Plaque for having the highest number of students reading on a daily basis in the District. Monaview Elementary Webmaster received the 2008-2009 Bronze Webmaster Award. Monaview Elementary was awarded the 2008-2009 Silver Award from the American Association of Webmasters. Monaview Elementary Teacher of the Year received school and District recognition as one of the Top 10 finalists for "Teacher of the Year" candidates.

Monaview Elementary Future Plans:

Plans for the 2009-2010 school year have already begun with the Monaview Elementary learning community voting on their school-wide theme: Destination Learning—Oh the Places You Can Go! Monaview will continue to review data from a variety of sources and set new goals for increased student performance in all core subjects. Administration and Faculty Council will continue to build teacher capacity using the IDEA and Smart Arts methods and strategies, and the implementation of looping. PTA, SIC and School Administration will promote increased student safety measures to ensure a safe and caring learning environment is in place for all students. Together, we will aim high, prepare well, and achieve success!

Sharon Dowell, Principal
Patty Lyons, SIC Chairperson

Comprehensive detail, including definitions of ratings, performance criteria, and explanations of status, is available on www.ed.sc.gov and www.eoc.sc.gov as well as school and school district websites.

Printed versions are available from school districts upon request.

Abbreviations Key

N/A Not Applicable N/AV Not Available N/C Not Collected N/R Not Reported I/S Insufficient Sample TBD To be determined
NI Newly Identified CSI Continuing School Improvement CA Corrective Action RP Plan to Restructure R Restructure DELAY School Improvement Status HOLD School Improvement Status