



# SC Annual School Report Card Summary

Mitchell Road Elementary  
 Greenville  
 Grades: PK-5 Enrollment: 588  
 Principal: Nerissa Lewis  
 Superintendent: Dr. Phinnize J. Fisher  
 Board Chair: Megan Hickerson

## PERFORMANCE

Comprehensive detail, including definitions of ratings, performance criteria, and explanations of status, is available on [www.ed.sc.gov](http://www.ed.sc.gov) and [www.eoc.sc.gov](http://www.eoc.sc.gov) as well as school and school district websites. Printed versions are available from school districts upon request.

YEAR	ABSOLUTE RATING	GROWTH RATING	PALMETTO GOLD AND SILVER AWARD		AYP STATUS	NCLB IMPROVEMENT STATUS
			General Performance	Closing the Gap		
2009	Good	Average	TBD	TBD	Met	N/A
2008	Average	Below Average	N/A	Silver	Met	N/A
2007	Good	Below Average	N/A	N/A	Met	N/A

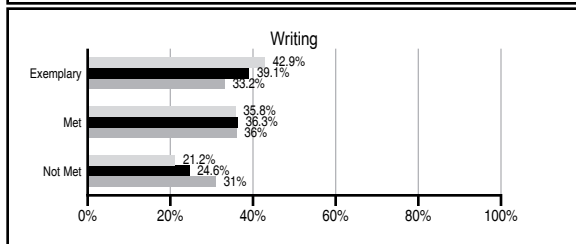
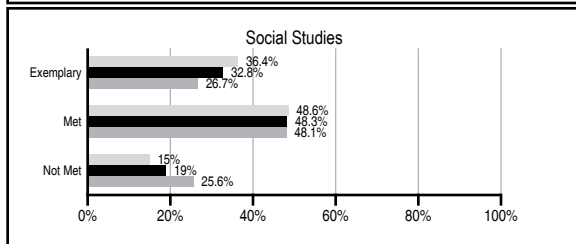
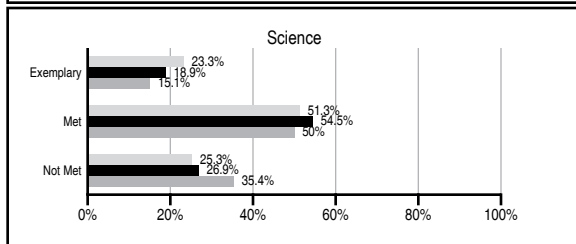
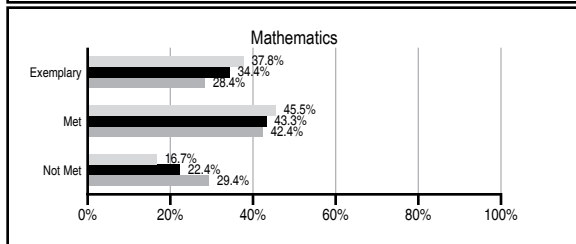
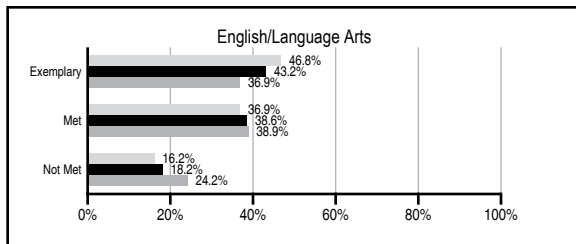
## ABSOLUTE RATINGS OF ELEMENTARY SCHOOLS WITH STUDENTS LIKE OURS\*

EXCELLENT	GOOD	AVERAGE	BELOW AVERAGE	AT-RISK
16	31	46	0	0

\* Ratings are calculated with data available by 06/01/2010. Schools with Students Like Ours are Elementary Schools with Poverty Indices of no more than 5% above or below the index for this school.




## PASS PERFORMANCE

Our School Elementary Schools with Students Like Ours Elementary schools statewide



## NAEP PERFORMANCE\*

\* Performance reported for SC and nation, data not available at school level. Percentages at NAEP Achievement Levels.



## SC PERFORMANCE GOAL

**2010 Goal:**  
 By 2010, SC's student achievement will be ranked in the top half of the states nationally. To achieve this goal, we must become one of the fastest improving systems in the country.

**2020 Vision:**  
 By 2020 all students will graduate with the knowledge and skills necessary to compete successfully in the global economy, participate in a democratic society and contribute positively as members of families and communities.

### Abbreviations Key

N/A Not Applicable N/AV Not Available N/C Not Collected N/R Not Reported I/S Insufficient Sample TBD To be determined

NI Newly Identified CSI Continuing School Improvement CA Corrective Action RP Plan to Restructure R Restructure DELAY School Improvement Status HOLD School Improvement Status

# Mitchell Road Elementary [Greenville]

## SCHOOL PROFILE

	Our School	Change from Last Year	Elementary Schools with Students Like Ours	Median Elementary School
<b>Students (n=588)</b>				
Retention rate	1.5%	Down from 2.4%	1.9%	1.9%
Attendance rate	96.5%	Down from 96.6%	96.3%	96.3%
Eligible for gifted and talented	21.8%	Up from 21.6%	14.1%	10.0%
With disabilities other than speech	6.5%	Down from 7.0%	7.4%	7.7%
Older than usual for grade	0.2%	Down from 0.7%	0.3%	0.5%
Out-of-school suspensions or expulsions for violent and/or criminal offenses	0.0%	No Change	0.0%	0.0%
<b>Teachers (n=39)</b>				
Teachers with advanced degrees	61.5%	Up from 51.4%	61.3%	59.4%
Continuing contract teachers	82.1%	Up from 75.7%	81.8%	80.0%
Teachers with emergency or provisional certificates	0.0%	No Change	0.0%	0.0%
Teachers returning from previous year	88.1%	Up from 80.0%	88.3%	85.9%
Teacher attendance rate	96.2%	Up from 96.1%	95.3%	95.1%
Average teacher salary*	\$48,381	Up 8.2%	\$47,426	\$47,149
Classes not taught by highly qualified teachers	0.0%	No Change	0.0%	0.0%
Professional development days/teacher	10.6 days	Down from 12.3 days	10.9 days	11.1 days
<b>School</b>				
Principal's years at school	3.0	Up from 2.0	5.0	4.0
Student-teacher ratio in core subjects	17.7 to 1	Down from 20.1 to 1	19.1 to 1	18.8 to 1
Prime instructional time	92.2%	Up from 90.9%	90.5%	90.4%
Opportunities in the arts	Good	No Change	Good	Good
SACS accreditation	Yes	No Change	Yes	Yes
Parents attending conferences	94.6%	Down from 100.0%	100.0%	100.0%
Character development program	Excellent	No Change	Excellent	Excellent
Dollars spent per pupil**	\$6,488	Down 7.9%	\$6,954	\$7,458
Percent of expenditures for instruction**	65.7%	Down from 67.7%	69.2%	68.8%
Percent of expenditures for teacher salaries**	62.3%	Up from 59.9%	63.1%	63.2%
% of AYP objectives met	100.0%	No Change	100.0%	100.0%

\* Length of contract = 185+ days.

\*\* Prior year audited financial data available.

## REPORT OF PRINCIPAL AND SCHOOL IMPROVEMENT COUNCIL

The Mitchell Road Elementary faculty, staff, and community developed a comprehensive strategic plan outlining the goals, objectives, and strategies for our school. The goals focus on academic achievement, parent involvement, and a supportive educational environment. The goals address the specific school needs and are aligned to the district's Education Plan. The School Improvement Council, along with school personnel, regularly review the progress made toward achieving these goals.

Mitchell Road Elementary is an award-winning school. In recent years, it has been named a National Blue Ribbon School of Excellence and a Carolina First Palmetto's Finest School. In addition, the school received the Red Carpet Award for exemplary customer service and the Safe Kids School Award for keeping children safe and healthy. Mitchell Road elementary was just recognized by the State Department of Education with a silver award for closing the achievement gap.

Our PTA actively supports our school through fundraising and volunteer hours. Parents have many opportunities to be involved in their child's education. The active involvement of the school's PTA helps provide programs that benefit all children. Opportunities include tutoring, volunteering in classrooms or the office, mentoring students, serving on PTA or SIC committees, landscaping, chaperoning field trips, and sponsoring school-wide clubs. We recognize the importance of parent involvement in our school and the impact that it can have on student success.

Teachers and staff work together to meet the needs of each student. Every child has the opportunity to achieve success related not only to academics, but also in areas such as music, art, and physical education. All students are encouraged to do their best at all times! We enjoy celebrating the successes attained by each child.

Nerissa Lewis, Principal  
Martie Reynolds, SIC Chairperson

## EVALUATION RESULTS

	Teachers	Students*	Parents*
Number of surveys returned	35	78	33
Percent satisfied with learning environment	100.0%	92.3%	81.3%
Percent satisfied with social and physical environment	100.0%	89.6%	96.9%
Percent satisfied with school-home relations	100.0%	86.8%	90.3%

\*Only students at the highest elementary school grade level at this school and their parents were included.

Comprehensive detail, including definitions of ratings, performance criteria, and explanations of status, is available on [www.ed.sc.gov](http://www.ed.sc.gov) and [www.eoc.sc.gov](http://www.eoc.sc.gov) as well as school and school district websites.

Printed versions are available from school districts upon request.

### Abbreviations Key

N/A Not Applicable N/AV Not Available N/C Not Collected N/R Not Reported I/S Insufficient Sample TBD To be determined

NI Newly Identified CSI Continuing School Improvement CA Corrective Action RP Plan to Restructure R Restructure DELAY School Improvement Status HOLD School Improvement Status