



SC Annual School Report Card Summary

Lake Forest Elementary
 Greenville
 Grades: PK-5 Enrollment: 726
 Principal: Cynthia Coggins
 Superintendent: Dr. Phinnize J. Fisher
 Board Chair: Megan Hickerson

PERFORMANCE

Comprehensive detail, including definitions of ratings, performance criteria, and explanations of status, is available on www.ed.sc.gov and www.eoc.sc.gov as well as school and school district websites. Printed versions are available from school districts upon request.

YEAR	ABSOLUTE RATING	GROWTH RATING	PALMETTO GOLD AND SILVER AWARD		AYP STATUS	NCLB IMPROVEMENT STATUS
			General Performance	Closing the Gap		
2009	Average	Average	TBD	TBD	Not Met	N/A
2008	Average	Good	Silver	Silver	Not Met	N/A
2007	Average	At-Risk	N/A	N/A	Not Met	N/A

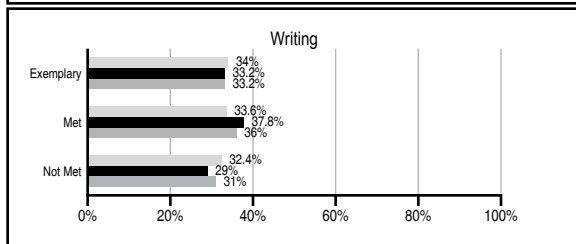
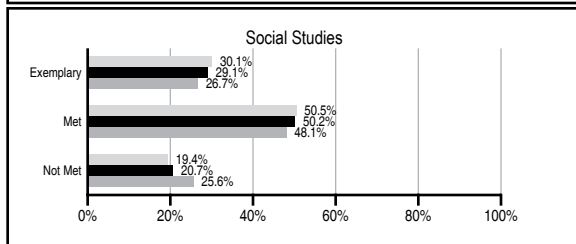
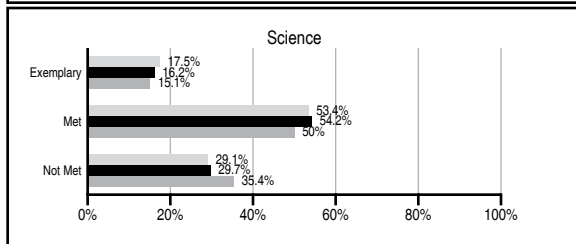
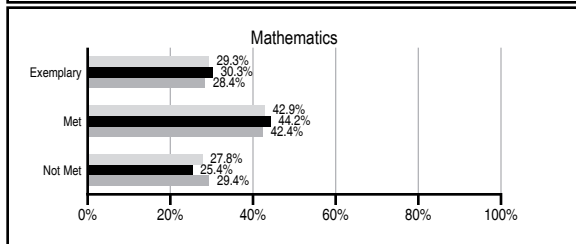
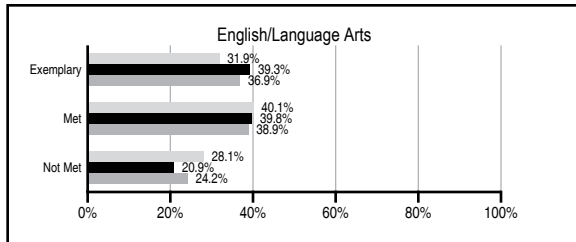
ABSOLUTE RATINGS OF ELEMENTARY SCHOOLS WITH STUDENTS LIKE OURS*

EXCELLENT	GOOD	AVERAGE	BELOW AVERAGE	AT-RISK
5	28	61	2	0

* Ratings are calculated with data available by 06/01/2010. Schools with Students Like Ours are Elementary Schools with Poverty Indices of no more than 5% above or below the index for this school.




PASS PERFORMANCE

Our School
 Elementary Schools with Students Like Ours
 Elementary schools statewide



NAEP PERFORMANCE*

* Performance reported for SC and nation, data not available at school level. Percentages at NAEP Achievement Levels.



SC PERFORMANCE GOAL

2010 Goal:
 By 2010, SC's student achievement will be ranked in the top half of the states nationally. To achieve this goal, we must become one of the fastest improving systems in the country.

2020 Vision:
 By 2020 all students will graduate with the knowledge and skills necessary to compete successfully in the global economy, participate in a democratic society and contribute positively as members of families and communities.

Abbreviations Key

N/A Not Applicable N/AV Not Available N/C Not Collected N/R Not Reported I/S Insufficient Sample TBD To be determined
 NI Newly Identified CSI Continuing School Improvement CA Corrective Action RP Plan to Restructure R Restructure DELAY School Improvement Status HOLD School Improvement Status

Lake Forest Elementary [Greenville]

SCHOOL PROFILE

	Our School	Change from Last Year	Elementary Schools with Students Like Ours	Median Elementary School
Students (n=726)				
Retention rate	1.0%	Up from 0.8%	1.8%	1.9%
Attendance rate	96.4%	Down from 96.7%	96.2%	96.3%
Eligible for gifted and talented	10.8%	Down from 11.4%	11.4%	10.0%
With disabilities other than speech	16.1%	No Change	9.1%	7.7%
Older than usual for grade	0.3%	Up from 0.2%	0.5%	0.5%
Out-of-school suspensions or expulsions for violent and/or criminal offenses	0.1%	Up from 0.0%	0.0%	0.0%
Teachers (n=51)				
Teachers with advanced degrees	56.9%	Up from 56.3%	58.4%	59.4%
Continuing contract teachers	84.3%	Down from 87.5%	83.1%	80.0%
Teachers with emergency or provisional certificates	2.2%	Up from 0.0%	0.0%	0.0%
Teachers returning from previous year	88.3%	Up from 86.9%	86.2%	85.9%
Teacher attendance rate	95.1%	No Change	95.3%	95.1%
Average teacher salary*	\$45,606	Up 2.2%	\$47,006	\$47,149
Classes not taught by highly qualified teachers	3.2%	Up from 0.0%	0.0%	0.0%
Professional development days/teacher	7.7 days	Down from 8.9 days	11.6 days	11.1 days
School				
Principal's years at school	14.0	Up from 13.0	4.0	4.0
Student-teacher ratio in core subjects	18.0 to 1	Down from 20.4 to 1	19.1 to 1	18.8 to 1
Prime instructional time	91.2%	Up from 90.5%	90.4%	90.4%
Opportunities in the arts	Good	No Change	Good	Good
SACS accreditation	Yes	No Change	Yes	Yes
Parents attending conferences	100.0%	No Change	100.0%	100.0%
Character development program	Excellent	No Change	Excellent	Excellent
Dollars spent per pupil**	\$7,126	Up 5.3%	\$7,254	\$7,458
Percent of expenditures for instruction**	69.7%	Down from 70.3%	68.0%	68.8%
Percent of expenditures for teacher salaries**	63.5%	Down from 66.2%	63.8%	63.2%
% of AYP objectives met	89.7%	Up from 86.2%	100.0%	100.0%

* Length of contract = 185+ days.

** Prior year audited financial data available.

EVALUATION RESULTS

	Teachers	Students*	Parents*
Number of surveys returned	47	107	57
Percent satisfied with learning environment	100.0%	95.2%	91.1%
Percent satisfied with social and physical environment	100.0%	88.7%	94.6%
Percent satisfied with school-home relations	95.7%	95.3%	89.3%

*Only students at the highest elementary school grade level at this school and their parents were included.

REPORT OF PRINCIPAL AND SCHOOL IMPROVEMENT COUNCIL

Lake Forest is a suburban school providing quality educational experiences for all students in K4 through 5th grade. Many of our students come from various countries and cultures, reflecting our theme, "A Community of Nations." Our mission is to equip each child with skills to achieve his/her full potential and become an adaptive, life-long learner, and responsible citizen by providing opportunities promoting achievement and excellence through partnership with home, school, and community.

School achievements include South Carolina Red Carpet School, Closing the Gap School, and National PTA School of Excellence. Additionally, Lake Forest has been recognized as a Palmetto Silver Award winning school in 2006 and 2008 for outstanding achievement in raising test scores. As a community school, Lake Forest has excellent support from PTA, SIC, parents, and community. These groups provide invaluable support for school activities and ensure that quality programs are available for all students. Volunteers assist students through individual tutoring, small group work, and by providing access to community programs. Volunteers from the Alliance for Quality Education, Furman University, and area senior citizens partner with the school to provide tutors for students. Core academic subjects are given special emphasis in the classroom and integrated throughout the curriculum. The Science Lab teacher provides hands-on activities for grade 1-5 students. Students performing below grade level receive special assistance from the reading interventionists, computer lab manager, ESOL teacher, assistants, and volunteers. The year-long before and after-school tutorial programs assist grade 3-5 students in core academic areas. Higher achieving students participated in programs for the academically gifted. Artistically talented children participate in district level programs. The Lake Forest after-school care program continues to be very popular, offering a structured program with a wide variety of activities. During 2008-2009 the school was awarded charters for a Junior Beta Club and a National Elementary Honor Society. Fourth and fifth grade students will be inducted into these two clubs in 2009-2010. Students also participate in Science Fun Day and Arts Integration Day, taking part in a variety of hands-on activities and demonstrations to increase interest and knowledge in these areas. During 2008, the school implemented a Marathon Club to recognize students participating in daily physical activity. Healthy Choices Day in November of 2009 will emphasize healthy eating, daily exercise, and becoming/staying physically fit. Lake Forest students also participated in service project activities sponsored by Student Council, including Jump Rope for Heart, March of Dimes, donations for local Food Banks, Leukemia Society Pennies for Patients, and collection of gently used children's books for distribution to Greenville Literacy Society and our community centers.

Lake Forest continues to strive for improved educational opportunities for every student, increased academic achievement in all subjects, and the pursuit of excellence at every level. We encourage parent and community participation in all aspects of our school life to truly be a community school for our children.

Pam Attaway, SIC Chairperson
Cynthia Coggins, Principal

Comprehensive detail, including definitions of ratings, performance criteria, and explanations of status, is available on www.ed.sc.gov and www.eoc.sc.gov as well as school and school district websites.

Printed versions are available from school districts upon request.

Abbreviations Key

N/A Not Applicable N/AV Not Available N/C Not Collected N/R Not Reported I/S Insufficient Sample TBD To be determined

NI Newly Identified CSI Continuing School Improvement CA Corrective Action RP Plan to Restructure R Restructure DELAY Delay Improvement Status HOLD School Improvement Status