



SC Annual School Report Card Summary

Fork Shoals Elementary
 Greenville
 Grades: K-5 Enrollment: 763
 Principal: Christopher Ross
 Superintendent: Dr. Phinnize J. Fisher
 Board Chair: Megan Hickerson

PERFORMANCE

Comprehensive detail, including definitions of ratings, performance criteria, and explanations of status, is available on www.ed.sc.gov and www.eoc.sc.gov as well as school and school district websites. Printed versions are available from school districts upon request.

YEAR	ABSOLUTE RATING	GROWTH RATING	PALMETTO GOLD AND SILVER AWARD		AYP STATUS	NCLB IMPROVEMENT STATUS
			General Performance	Closing the Gap		
2009	Average	Average	TBD	TBD	Not Met	N/A
2008	Average	At-Risk	N/A	N/A	Not Met	N/A
2007	Average	At-Risk	N/A	N/A	Met	N/A

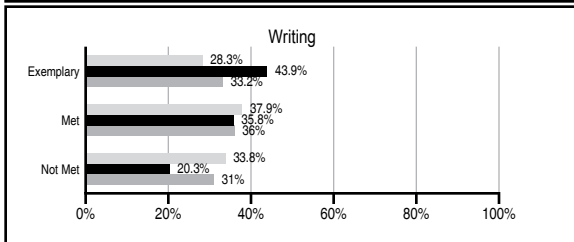
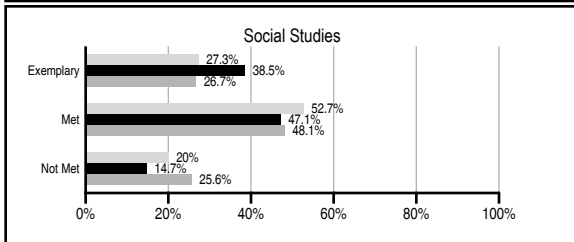
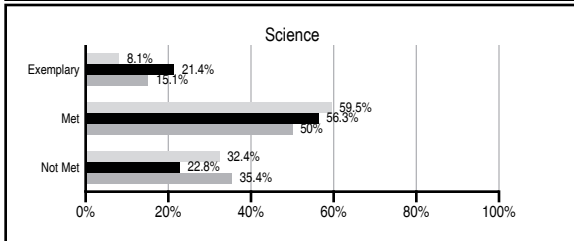
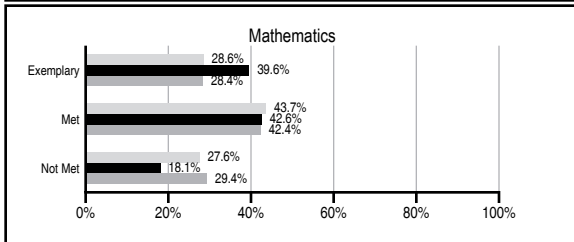
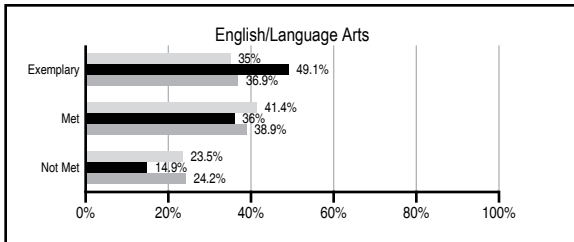
ABSOLUTE RATINGS OF ELEMENTARY SCHOOLS WITH STUDENTS LIKE OURS*

EXCELLENT	GOOD	AVERAGE	BELOW AVERAGE	AT-RISK
20	23	10	0	0

* Ratings are calculated with data available by 06/01/2010. Schools with Students Like Ours are Elementary Schools with Poverty Indices of no more than 5% above or below the index for this school.

PASS PERFORMANCE

Our School Elementary Schools with Students Like Ours Elementary schools statewide



NAEP PERFORMANCE*

* Performance reported for SC and nation, data not available at school level. Percentages at NAEP Achievement Levels.



SC PERFORMANCE GOAL

2010 Goal:
 By 2010, SC's student achievement will be ranked in the top half of the states nationally. To achieve this goal, we must become one of the fastest improving systems in the country.

2020 Vision:
 By 2020 all students will graduate with the knowledge and skills necessary to compete successfully in the global economy, participate in a democratic society and contribute positively as members of families and communities.

Abbreviations Key

N/A Not Applicable N/AV Not Available N/C Not Collected N/R Not Reported I/S Insufficient Sample TBD To be determined

NI Newly Identified CSI Continuing School Improvement CA Corrective Action RP Plan to Restructure R Restructure DELAY School Improvement Status HOLD School Improvement Status

Fork Shoals Elementary [Greenville]

SCHOOL PROFILE

	Our School	Change from Last Year	Elementary Schools with Students Like Ours	Median Elementary School
Students (n=763)				
Retention rate	2.4%	Down from 3.6%	1.4%	1.9%
Attendance rate	96.2%	Up from 96.1%	96.6%	96.3%
Eligible for gifted and talented	13.4%	Down from 15.9%	17.4%	10.0%
With disabilities other than speech	8.6%	Up from 8.4%	7.3%	7.7%
Older than usual for grade	0.3%	Down from 0.6%	0.3%	0.5%
Out-of-school suspensions or expulsions for violent and/or criminal offenses	0.0%	No Change	0.0%	0.0%
Teachers (n=47)				
Teachers with advanced degrees	51.1%	Down from 60.0%	61.1%	59.4%
Continuing contract teachers	78.7%	Down from 80.0%	83.0%	80.0%
Teachers with emergency or provisional certificates	0.0%	No Change	0.0%	0.0%
Teachers returning from previous year	86.0%	Up from 82.4%	86.0%	85.9%
Teacher attendance rate	94.9%	Down from 95.7%	95.2%	95.1%
Average teacher salary*	\$43,578	Up 2.4%	\$48,083	\$47,149
Classes not taught by highly qualified teachers	0.0%	No Change	0.0%	0.0%
Professional development days/teacher	9.1 days	Down from 14.0 days	10.4 days	11.1 days
School				
Principal's years at school	4.0	Up from 3.0	4.0	4.0
Student-teacher ratio in core subjects	21.1 to 1	Up from 20.8 to 1	19.8 to 1	18.8 to 1
Prime instructional time	90.6%	Up from 90.1%	90.7%	90.4%
Opportunities in the arts	Good	No Change	Good	Good
SACS accreditation	Yes	No Change	Yes	Yes
Parents attending conferences	98.0%	Down from 100.0%	100.0%	100.0%
Character development program	Excellent	No Change	Excellent	Excellent
Dollars spent per pupil**	\$5,825	Down 0.2%	\$6,617	\$7,458
Percent of expenditures for instruction**	68.7%	Down from 71.4%	70.6%	68.8%
Percent of expenditures for teacher salaries**	63.3%	Down from 69.2%	64.8%	63.2%
% of AYP objectives met	90.5%	Up from 85.7%	100.0%	100.0%

* Length of contract = 185+ days.

** Prior year audited financial data available.

EVALUATION RESULTS

	Teachers	Students*	Parents*
Number of surveys returned	41	125	85
Percent satisfied with learning environment	100.0%	81.6%	92.9%
Percent satisfied with social and physical environment	100.0%	84.0%	92.8%
Percent satisfied with school-home relations	100.0%	89.6%	91.5%

*Only students at the highest elementary school grade level at this school and their parents were included.

Comprehensive detail, including definitions of ratings, performance criteria, and explanations of status, is available on www.ed.sc.gov and www.eoc.sc.gov as well as school and school district websites.

Printed versions are available from school districts upon request.

REPORT OF PRINCIPAL AND SCHOOL IMPROVEMENT COUNCIL

Fork Shoals School is an International Baccalaureate (IB) School that educates the whole child through a collaborative effort of home, school, and community. Student inquiry is the core of our philosophy, where the children take hold of their learning to gain knowledge. Our School Improvement Council, Parent Teacher Association, and Fork Shoals faculty strive to provide academic rigor, as well as develop our children in to responsible citizens.

Fork Shoals Schools has three goals to work toward in the upcoming years. We will raise the academic challenge and performance of each student in math as measured by the Measures of Academic Progress Test. We will raise the academic challenge and performance of each student in reading, and we will provide a school environment supportive of learning as measured by parents, teachers, and students on the state report card survey. Our goals are directly related to the district wide emphasis on raising the academic challenge and performance for each student. We will measure these goals by analyzing student work and test scores, as well as parent, student, and teacher survey data.

Fork Shoals School has been an authorized International Baccalaureate School since 2005. The school implements the Primary Years Programme (PYP) through inquiry-based instruction. Our mission is to provide a world-class culture of inquiry and to nurture each student's desire to be a continuous learner and a responsible citizen.

All of our students receive Spanish instruction weekly, with 3rd-5th graders engaging in daily immersion lessons. Our school's focus for the upcoming year is on improving assessment and for our students to be able to apply their knowledge in real world experiences.

Technology continues to be an integral part of the curriculum. Fork Shoals School has three rolling laptop labs used for research within the classroom. A full computer lab is equipped with 28 student computers, an LCD projector, and an interactive board. Interactive whiteboards are located in all Kindergarten through 5th grade classrooms. The interactive boards are used daily as part of classroom instruction. The school also has reading and math software to enhance learning. This software is used for whole group instruction as well as individualized support. Fork Shoals School participates in distance education programs as well. Our students have interacted with zoologists from the Bronx Zoo and curators at the Smithsonian Museum. Technology will remain at the forefront of our school's development.

Fork Shoals School is a unique school, combining high academic expectations with problem-solving skills, while also developing more culturally aware, educationally empowered students. The school is progressing and will continue to progress toward providing our students with a world-class education.

Stacy Hall, SIC Chair
Christopher Ross, Principal

Abbreviations Key

N/A Not Applicable N/AV Not Available N/C Not Collected N/R Not Reported I/S Insufficient Sample TBD To be determined
NI Newly Identified CSI Continuing School Improvement CA Corrective Action RP Plan to Restructure R Restructure DELAY School Improvement Status HOLD School Improvement Status