



SC Annual School Report Card Summary

East North Street Academy
 Greenville
 Grades: PK-5 Enrollment: 642
 Principal: W.LaVelle McCray
 Superintendent: Dr. Phinnize J. Fisher
 Board Chair: Megan Hickerson

PERFORMANCE

Comprehensive detail, including definitions of ratings, performance criteria, and explanations of status, is available on www.ed.sc.gov and www.eoc.sc.gov as well as school and school district websites. Printed versions are available from school districts upon request.

YEAR	ABSOLUTE RATING	GROWTH RATING	PALMETTO GOLD AND SILVER AWARD		AYP STATUS	NCLB IMPROVEMENT STATUS
			General Performance	Closing the Gap		
2009	Average	Average	TBD	TBD	Met	R-DELAY
2008	Below Average	Below Average	N/A	N/A	Not Met	R
2007	Below Average	Good	Silver	N/A	Met	RP-DELAY

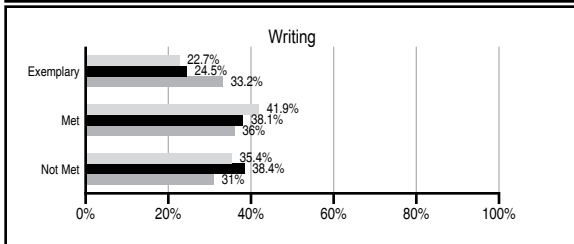
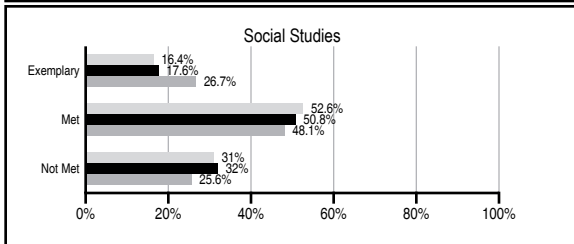
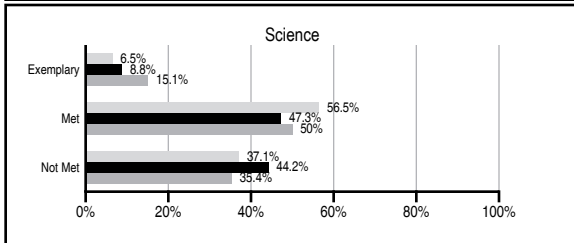
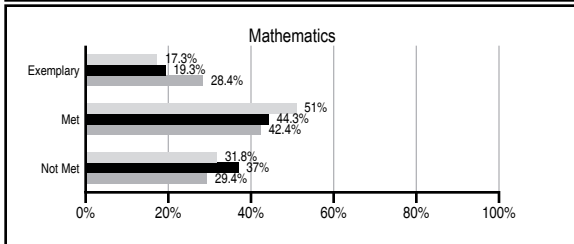
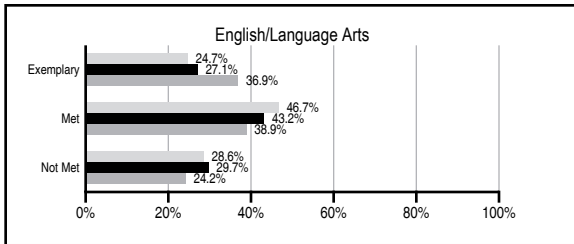
ABSOLUTE RATINGS OF ELEMENTARY SCHOOLS WITH STUDENTS LIKE OURS*

EXCELLENT	GOOD	AVERAGE	BELOW AVERAGE	AT-RISK
0	5	84	31	5

* Ratings are calculated with data available by 06/01/2010. Schools with Students Like Ours are Elementary Schools with Poverty Indices of no more than 5% above or below the index for this school.




PASS PERFORMANCE

Our School
 Elementary Schools with Students Like Ours
 Elementary schools statewide



NAEP PERFORMANCE*

* Performance reported for SC and nation, data not available at school level. Percentages at NAEP Achievement Levels.



SC PERFORMANCE GOAL

2010 Goal:
 By 2010, SC's student achievement will be ranked in the top half of the states nationally. To achieve this goal, we must become one of the fastest improving systems in the country.

2020 Vision:
 By 2020 all students will graduate with the knowledge and skills necessary to compete successfully in the global economy, participate in a democratic society and contribute positively as members of families and communities.

Abbreviations Key

N/A Not Applicable N/AV Not Available N/C Not Collected N/R Not Reported I/S Insufficient Sample TBD To be determined

NI Newly Identified CSI Continuing School Improvement CA Corrective Action RP Plan to Restructure R Restructure DELAY School Improvement Status HOLD School Improvement Status

East North Street Academy [Greenville]

SCHOOL PROFILE

	Our School	Change from Last Year	Elementary Schools with Students Like Ours	Median Elementary School
Students (n=642)				
Retention rate	2.5%	Up from 2.0%	2.5%	1.9%
Attendance rate	97.2%	Down from 97.4%	96.0%	96.3%
Eligible for gifted and talented	6.9%	Down from 8.1%	6.0%	10.0%
With disabilities other than speech	11.6%	Down from 13.6%	8.9%	7.7%
Older than usual for grade	1.0%	Up from 0.4%	0.8%	0.5%
Out-of-school suspensions or expulsions for violent and/or criminal offenses	0.0%	No Change	0.0%	0.0%
Teachers (n=52)				
Teachers with advanced degrees	53.8%	Up from 48.9%	57.1%	59.4%
Continuing contract teachers	86.5%	Up from 80.9%	76.4%	80.0%
Teachers with emergency or provisional certificates	0.0%	No Change	0.0%	0.0%
Teachers returning from previous year	85.4%	Up from 79.7%	84.8%	85.9%
Teacher attendance rate	94.6%	Down from 94.9%	95.1%	95.1%
Average teacher salary*	\$45,257	Up 3.2%	\$46,012	\$47,149
Classes not taught by highly qualified teachers	0.0%	No Change	0.0%	0.0%
Professional development days/teacher	8.7 days	Down from 9.6 days	11.7 days	11.1 days
School				
Principal's years at school	4.0	Up from 3.0	4.0	4.0
Student-teacher ratio in core subjects	16.6 to 1	Up from 15.2 to 1	17.9 to 1	18.8 to 1
Prime instructional time	91.4%	Up from 91.3%	89.9%	90.4%
Opportunities in the arts	Good	No Change	Good	Good
SACS accreditation	Yes	No Change	Yes	Yes
Parents attending conferences	100.0%	No Change	100.0%	100.0%
Character development program	Average	Down from Excellent	Excellent	Excellent
Dollars spent per pupil**	\$8,355	Up 6.2%	\$7,762	\$7,458
Percent of expenditures for instruction**	69.5%	Up from 69.3%	68.0%	68.8%
Percent of expenditures for teacher salaries**	65.6%	Down from 65.7%	61.6%	63.2%
% of AYP objectives met	100.0%	Up from 93.1%	100.0%	100.0%

* Length of contract = 185+ days.

** Prior year audited financial data available.

EVALUATION RESULTS

	Teachers	Students*	Parents*
Number of surveys returned	37	82	32
Percent satisfied with learning environment	94.6%	81.0%	80.0%
Percent satisfied with social and physical environment	97.3%	79.3%	84.4%
Percent satisfied with school-home relations	75.0%	92.7%	71.0%

*Only students at the highest elementary school grade level at this school and their parents were included.

REPORT OF PRINCIPAL AND SCHOOL IMPROVEMENT COUNCIL

The mission of East North Street Academy of Mathematics and Science is to provide each student with an exemplary learning environment that is tailored to meet individual educational needs. Our high quality instruction is directly aligned to South Carolina state standards and is enhanced by scientific, research-based curriculum, highly qualified teachers, and state of the art instructional materials. Together with our community supporters and business partnerships, we maintain high expectations for all students and continue to evaluate current practices and research educational programs that have proven to be successful across the state.

Our school goals are consistent with learning expectations outlined in Greenville County School's academic goals. We continue to research best practices in education and offer our students a variety of programs that facilitate their success. We provide after school and summer camp tutorial programs that are designed to provide each student with quality instruction that broadens and extends their knowledge in key academic areas. East North Street Academy of Mathematics and Science is a magnet school for math and science; therefore, our students are afforded a number of opportunities to explore the math and science curriculum. Classroom science instruction is paired with regularly scheduled exploration and discovery opportunities in the science labs. Our mathematics curriculum is further enhanced and extended as students receive additional instruction in our fully-equipped math lab.

East North Street Academy of Mathematics and Science celebrate our learning community with a number of distinguished accomplishments. Most recently, we received the Palmetto Achievement Silver Award in recognition of academic excellence. Our website frequently receives the Webmaster's Choice Award. We are proud to be further distinguished as a "Red Carpet School."

East North Street Academy of Mathematics and Science is committed to achieving excellence and providing a thriving learning community for all students and staff members. We are privileged to have over 100 dedicated faculty and staff members. All of our teachers are highly qualified and a number of teachers hold advanced degrees. Our teachers and support staff work diligently to connect instructional practices in each grade level through vertical and school-wide planning sessions. Numerous professional development opportunities are available throughout the year to support and guide us in achieving academic success for each student. Our students, staff, and stakeholders work together at East North Street Academy of Mathematics and Science, where "Excellence is Expected."

W. LaVelle McCray, Principal
Sharon Norris, SIC Chair

Comprehensive detail, including definitions of ratings, performance criteria, and explanations of status, is available on www.ed.sc.gov and www.eoc.sc.gov as well as school and school district websites.

Printed versions are available from school districts upon request.

Abbreviations Key

N/A Not Applicable N/AV Not Available N/C Not Collected N/R Not Reported I/S Insufficient Sample TBD To be determined

NI Newly Identified CSI Continuing School Improvement CA Corrective Action RP Plan to Restructure R Restructure DELAY School Improvement Status HOLD School Improvement Status