



# SC Annual School Report Card Summary

**Crestview Elementary**  
**Greenville**  
**Grades: K-5** Enrollment: 667  
**Principal: Margaret Thomason**  
**Superintendent: Dr. Phinnize J. Fisher**  
**Board Chair: Megan Hickerson**

## PERFORMANCE

Comprehensive detail, including definitions of ratings, performance criteria, and explanations of status, is available on [www.ed.sc.gov](http://www.ed.sc.gov) and [www.eoc.sc.gov](http://www.eoc.sc.gov) as well as school and school district websites. Printed versions are available from school districts upon request.

YEAR	ABSOLUTE RATING	GROWTH RATING	PALMETTO GOLD AND SILVER AWARD		AYP STATUS	NCLB IMPROVEMENT STATUS
			General Performance	Closing the Gap		
2009	Excellent	Good	TBD	TBD	Met	N/A
2008	Good	Average	N/A	Gold	Met	N/A
2007	Good	Excellent	Gold	N/A	Met	N/A

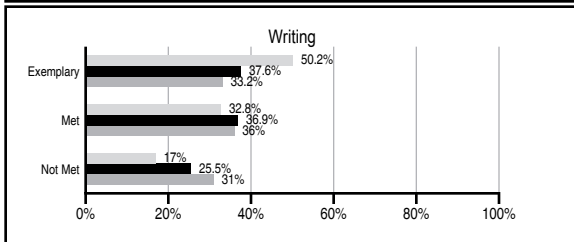
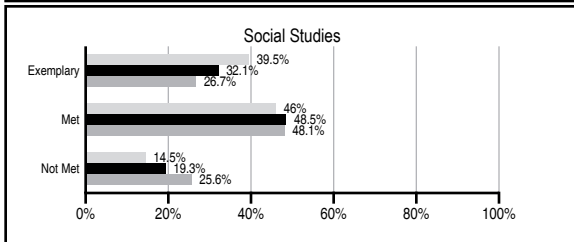
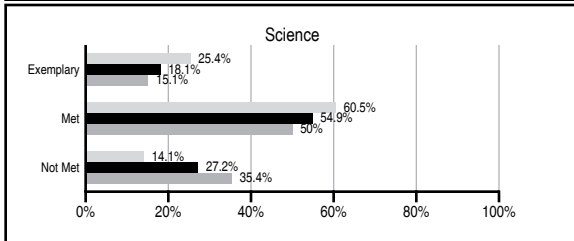
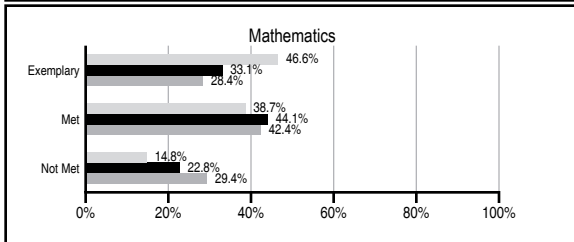
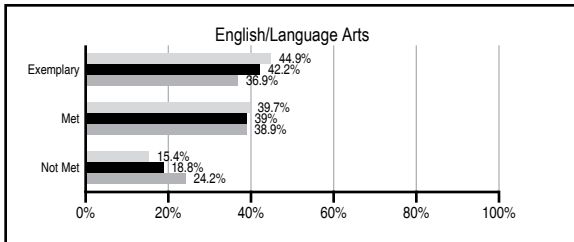
## ABSOLUTE RATINGS OF ELEMENTARY SCHOOLS WITH STUDENTS LIKE OURS\*

EXCELLENT	GOOD	AVERAGE	BELOW AVERAGE	AT-RISK
13	30	53	0	0

\* Ratings are calculated with data available by 06/01/2010. Schools with Students Like Ours are Elementary Schools with Poverty Indices of no more than 5% above or below the index for this school.




## PASS PERFORMANCE

Our School
  Elementary Schools with Students Like Ours
  Elementary schools statewide



## NAEP PERFORMANCE\*

\* Performance reported for SC and nation, data not available at school level. Percentages at NAEP Achievement Levels.



### SC PERFORMANCE GOAL

**2010 Goal:**  
 By 2010, SC's student achievement will be ranked in the top half of the states nationally. To achieve this goal, we must become one of the fastest improving systems in the country.

**2020 Vision:**  
 By 2020 all students will graduate with the knowledge and skills necessary to compete successfully in the global economy, participate in a democratic society and contribute positively as members of families and communities.

### Abbreviations Key

N/A Not Applicable N/AV Not Available N/C Not Collected N/R Not Reported I/S Insufficient Sample TBD To be determined

NI Newly Identified CSI Continuing School Improvement CA Corrective Action RP Plan to Restructure R Restructure DELAY School Improvement Status HOLD School Improvement Status

# Crestview Elementary [Greenville]

## SCHOOL PROFILE

	Our School	Change from Last Year	Elementary Schools with Students Like Ours	Median Elementary School
<b>Students (n=667)</b>				
Retention rate	3.5%	Down from 3.6%	2.0%	1.9%
Attendance rate	96.6%	Down from 96.7%	96.3%	96.3%
Eligible for gifted and talented	16.0%	Down from 16.1%	12.8%	10.0%
With disabilities other than speech	8.9%	Down from 10.3%	7.8%	7.7%
Older than usual for grade	0.2%	Down from 0.8%	0.4%	0.5%
Out-of-school suspensions or expulsions for violent and/or criminal offenses	0.0%	No Change	0.0%	0.0%
<b>Teachers (n=47)</b>				
Teachers with advanced degrees	74.5%	Up from 69.6%	59.7%	59.4%
Continuing contract teachers	83.0%	Up from 71.7%	82.5%	80.0%
Teachers with emergency or provisional certificates	0.0%	No Change	0.0%	0.0%
Teachers returning from previous year	76.2%	Down from 77.3%	88.1%	85.9%
Teacher attendance rate	97.8%	Up from 97.0%	95.2%	95.1%
Average teacher salary*	\$47,133	Up 5.7%	\$47,211	\$47,149
Classes not taught by highly qualified teachers	0.4%	Up from 0.0%	0.0%	0.0%
Professional development days/teacher	12.4 days	Down from 13.1 days	10.6 days	11.1 days
<b>School</b>				
Principal's years at school	21.0	Up from 20.0	5.0	4.0
Student-teacher ratio in core subjects	17.5 to 1	Down from 18.8 to 1	19.3 to 1	18.8 to 1
Prime instructional time	94.0%	Up from 92.7%	90.5%	90.4%
Opportunities in the arts	Good	No Change	Good	Good
SACS accreditation	Yes	No Change	Yes	Yes
Parents attending conferences	100.0%	Up from 98.0%	100.0%	100.0%
Character development program	Excellent	No Change	Excellent	Excellent
Dollars spent per pupil**	\$6,156	Up 6.3%	\$6,907	\$7,458
Percent of expenditures for instruction**	66.6%	Down from 69.5%	69.4%	68.8%
Percent of expenditures for teacher salaries**	63.2%	Down from 64.5%	64.4%	63.2%
% of AYP objectives met	100.0%	No Change	100.0%	100.0%

\* Length of contract = 185+ days.

\*\* Prior year audited financial data available.

## EVALUATION RESULTS

	Teachers	Students*	Parents*
Number of surveys returned	47	105	47
Percent satisfied with learning environment	100.0%	90.5%	93.6%
Percent satisfied with social and physical environment	97.8%	89.4%	95.7%
Percent satisfied with school-home relations	95.7%	93.3%	91.5%

\*Only students at the highest elementary school grade level at this school and their parents were included.

## REPORT OF PRINCIPAL AND SCHOOL IMPROVEMENT COUNCIL

Crestview Elementary was selected as one of five South Carolina public schools to receive the prestigious 2008 National Blue Ribbon Award. The national No Child Left Behind-Blue Ribbon Schools Program, run by the U.S. Department of Education, recognizes public and private K-12 schools that are either academically superior or that demonstrate dramatic gains in student achievement. National Blue Ribbon Schools are considered models of excellence that other schools can emulate. All winners had to have made Adequately Yearly Progress (AYP) under NCLB for the 2006-2007 and 2007-2008 school years. Crestview was the only elementary school in Greenville County to receive the designation of a Palmetto Gold Award for Closing the Gap. This is a designation by the South Carolina Department of Education for reducing the academic gap between minority and non-minority students.

Crestview Elementary's Odyssey of the Mind team was declared World Champions, capturing first place in their division at the Odyssey of the Mind World Finals in Ames, Iowa. The students competed against 53 teams from around the World, including teams from China, Japan, Poland, and Germany. Of the team competing from South Carolina, Crestview's team was the only state team to earn a medal.

The School Improvement Council monitored afternoon dismissal, provided parent workshops, and monitored a safe and affordable on-site daycare program. 2008-2009 was a very successful year. Thank you for your support.

Margaret Thomason, Principal  
David Wagner, SIC Chair

Comprehensive detail, including definitions of ratings, performance criteria, and explanations of status, is available on [www.ed.sc.gov](http://www.ed.sc.gov) and [www.eoc.sc.gov](http://www.eoc.sc.gov) as well as school and school district websites.

Printed versions are available from school districts upon request.

### Abbreviations Key

N/A Not Applicable N/AV Not Available N/C Not Collected N/R Not Reported I/S Insufficient Sample TBD To be determined  
NI Newly Identified CSI Continuing School Improvement CA Corrective Action RP Plan to Restructure R Restructure DELAY School Improvement Status HOLD School Improvement Status