



SC Annual School Report Card Summary

Bryson Elementary
Greenville
Grades: K-5 Enrollment: 854
Principal: Thomas R. Chambers
Superintendent: Dr. Phinnize J. Fisher
Board Chair: Megan Hickerson

PERFORMANCE

Comprehensive detail, including definitions of ratings, performance criteria, and explanations of status, is available on www.ed.sc.gov and www.eoc.sc.gov as well as school and school district websites. Printed versions are available from school districts upon request.

YEAR	ABSOLUTE RATING	GROWTH RATING	PALMETTO GOLD AND SILVER AWARD		AYP STATUS	NCLB IMPROVEMENT STATUS
			General Performance	Closing the Gap		
2009	Good	Excellent	TBD	TBD	Met	N/A
2008	Average	Average	N/A	N/A	Met	N/A
2007	Average	Below Average	N/A	N/A	Not Met	N/A

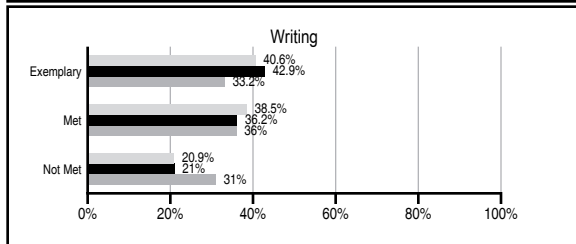
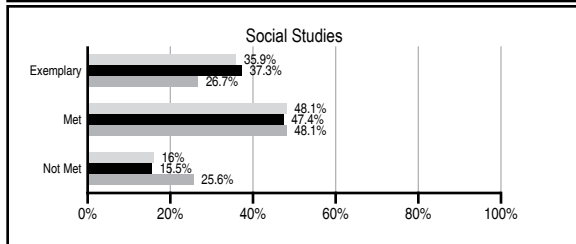
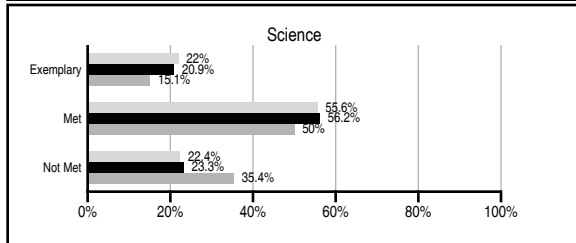
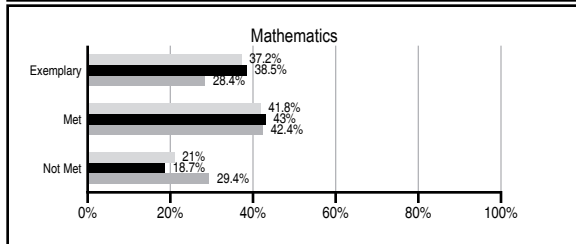
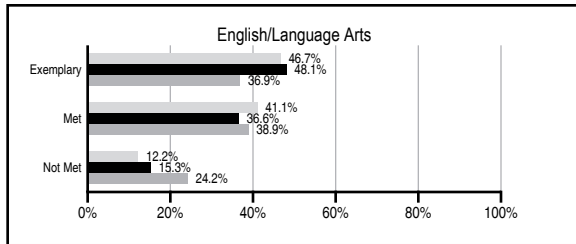
ABSOLUTE RATINGS OF ELEMENTARY SCHOOLS WITH STUDENTS LIKE OURS*

EXCELLENT	GOOD	AVERAGE	BELOW AVERAGE	AT-RISK
20	30	14	0	0

* Ratings are calculated with data available by 06/01/2010. Schools with Students Like Ours are Elementary Schools with Poverty Indices of no more than 5% above or below the index for this school.


PASS PERFORMANCE

Our School
 Elementary Schools with Students Like Ours
 Elementary schools statewide



NAEP PERFORMANCE*

* Performance reported for SC and nation, data not available at school level. Percentages at NAEP Achievement Levels.



SC PERFORMANCE GOAL

2010 Goal:
 By 2010, SC's student achievement will be ranked in the top half of the states nationally. To achieve this goal, we must become one of the fastest improving systems in the country.

2020 Vision:
 By 2020 all students will graduate with the knowledge and skills necessary to compete successfully in the global economy, participate in a democratic society and contribute positively as members of families and communities.

Abbreviations Key

N/A Not Applicable N/AV Not Available N/C Not Collected N/R Not Reported I/S Insufficient Sample TBD To be determined
 NI Newly Identified CSI Continuing School Improvement CA Corrective Action RP Plan to Restructure R Restructure DELAY School Improvement Status HOLD School Improvement Status

Bryson Elementary [Greenville]

SCHOOL PROFILE

	Our School	Change from Last Year	Elementary Schools with Students Like Ours	Median Elementary School
Students (n=854)				
Retention rate	1.5%	Down from 1.7%	1.3%	1.9%
Attendance rate	96.7%	No Change	96.6%	96.3%
Eligible for gifted and talented	16.1%	Up from 14.2%	17.0%	10.0%
With disabilities other than speech	5.8%	Down from 6.0%	7.1%	7.7%
Older than usual for grade	0.1%	No Change	0.2%	0.5%
Out-of-school suspensions or expulsions for violent and/or criminal offenses	0.0%	No Change	0.0%	0.0%
Teachers (n=51)				
Teachers with advanced degrees	49.0%	Up from 42.6%	61.1%	59.4%
Continuing contract teachers	86.3%	Up from 75.4%	84.3%	80.0%
Teachers with emergency or provisional certificates	0.0%	No Change	0.0%	0.0%
Teachers returning from previous year	85.1%	Down from 87.5%	86.1%	85.9%
Teacher attendance rate	96.8%	Up from 96.2%	95.1%	95.1%
Average teacher salary*	\$46,722	Up 8.0%	\$48,726	\$47,149
Classes not taught by highly qualified teachers	0.6%	Up from 0.0%	0.0%	0.0%
Professional development days/teacher	10.6 days	Up from 7.3 days	10.2 days	11.1 days
School				
Principal's years at school	13.0	Up from 12.0	4.0	4.0
Student-teacher ratio in core subjects	19.2 to 1	Down from 20.7 to 1	19.8 to 1	18.8 to 1
Prime instructional time	93.0%	Up from 91.4%	90.8%	90.4%
Opportunities in the arts	Good	No Change	Good	Good
SACS accreditation	Yes	No Change	Yes	Yes
Parents attending conferences	99.4%	Down from 100.0%	100.0%	100.0%
Character development program	Good	No Change	Excellent	Excellent
Dollars spent per pupil**	\$5,397	Up 5.8%	\$6,612	\$7,458
Percent of expenditures for instruction**	70.5%	Down from 71.8%	70.6%	68.8%
Percent of expenditures for teacher salaries**	66.8%	Down from 66.9%	64.8%	63.2%
% of AYP objectives met	100.0%	No Change	100.0%	100.0%

* Length of contract = 185+ days.

** Prior year audited financial data available.

EVALUATION RESULTS

	Teachers	Students*	Parents*
Number of surveys returned	49	140	81
Percent satisfied with learning environment	98.0%	90.6%	89.9%
Percent satisfied with social and physical environment	100.0%	87.1%	97.4%
Percent satisfied with school-home relations	93.8%	90.7%	84.8%

*Only students at the highest elementary school grade level at this school and their parents were included.

REPORT OF PRINCIPAL AND SCHOOL IMPROVEMENT COUNCIL

The 2008-2009 school year was a wonderful year at Bryson Elementary. As a learning community, we had four areas of emphasis:

Common Assessment: All grade levels will develop common assessments for math, science, and social studies. Extensive collaboration at each grade level will begin to move language arts toward common assessment for the '09-10 school year.

School-Wide Writing Project/Exemplary Writing: The school will continue the school-wide writing emphasis/project and submit an Application for Exemplary Writing status.

Focus Learning: Ongoing review of the District's emphasis on "The Learning Focused Notebook" will be a part of monthly staff meetings.

The Impact of Gender on the Classroom: A review/discussion of the book "Why Gender Matters" by Dr. Leonard Sax will be part of our professional development activities for the year. Discussion groups will review the data from Dr. Sax and discuss the impact it may have within our classrooms.

All goals and activities as defined above were implemented throughout the year. Though we did not receive the Exemplary Writing award, we did receive a review that will be helpful as we continue to strive for improvement and excellence.

Our school did meet Annual Yearly Progress. With consideration of the higher achievement levels required to attain AYP, we felt that this was a great accomplishment for our school community.

Beyond the classroom, our school continues to emphasize the development of civic responsibility. Our school participated in "Operation Christmas Child" for the thirteenth consecutive year, the March of Dimes Walk, Jump Rope for Heart, and our student council sponsored a food drive for the local food bank.

We look forward to another tremendous year as we continue to strive to provide all of our students with a quality learning experience.

Thomas R Chambers, Principal
Rose Brown, SIC Chairperson

Comprehensive detail, including definitions of ratings, performance criteria, and explanations of status, is available on www.ed.sc.gov and www.eoc.sc.gov as well as school and school district websites.

Printed versions are available from school districts upon request.

Abbreviations Key

N/A Not Applicable N/AV Not Available N/C Not Collected N/R Not Reported I/S Insufficient Sample TBD To be determined

NI Newly Identified CSI Continuing School Improvement CA Corrective Action RP Plan to Restructure R Restructure DELAY School Improvement Status HOLD School Improvement Status