



# SC Annual School Report Card Summary

Bethel Elementary  
 Greenville  
 Grades: K-5 Enrollment: 1,128  
 Principal: Mrs. Brenda Byrd  
 Superintendent: Dr. Phinnize J. Fisher  
 Board Chair: Megan Hickerson

## PERFORMANCE

Comprehensive detail, including definitions of ratings, performance criteria, and explanations of status, is available on [www.ed.sc.gov](http://www.ed.sc.gov) and [www.eoc.sc.gov](http://www.eoc.sc.gov) as well as school and school district websites. Printed versions are available from school districts upon request.

YEAR	ABSOLUTE RATING	GROWTH RATING	PALMETTO GOLD AND SILVER AWARD		AYP STATUS	NCLB IMPROVEMENT STATUS
			General Performance	Closing the Gap		
2009	Excellent	Good	TBD	TBD	Met	N/A
2008	Good	Average	N/A	N/A	Not Met	N/A
2007	Good	Average	N/A	N/A	Met	N/A

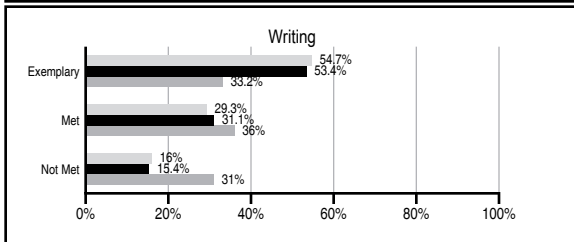
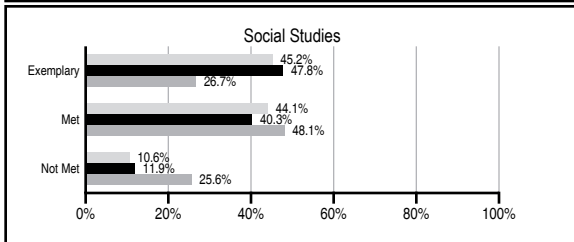
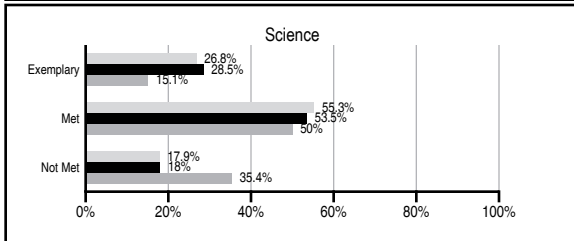
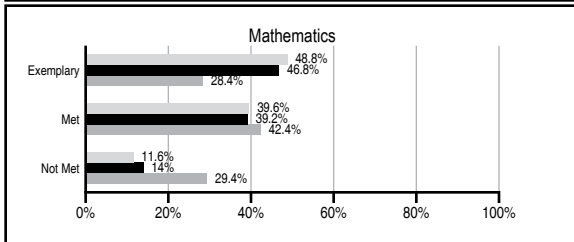
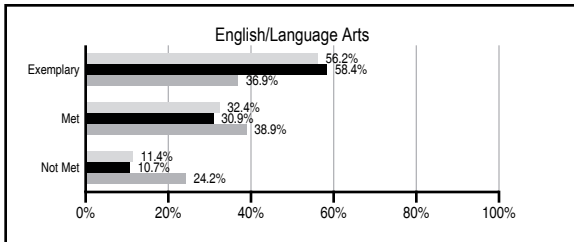
## ABSOLUTE RATINGS OF ELEMENTARY SCHOOLS WITH STUDENTS LIKE OURS\*

EXCELLENT	GOOD	AVERAGE	BELOW AVERAGE	AT-RISK
23	1	2	0	0

\* Ratings are calculated with data available by 06/01/2010. Schools with Students Like Ours are Elementary Schools with Poverty Indices of no more than 5% above or below the index for this school.




## PASS PERFORMANCE

Our School
  Elementary Schools with Students Like Ours
  Elementary schools statewide



## NAEP PERFORMANCE\*

\* Performance reported for SC and nation, data not available at school level. Percentages at NAEP Achievement Levels.



## SC PERFORMANCE GOAL

**2010 Goal:**  
 By 2010, SC's student achievement will be ranked in the top half of the states nationally. To achieve this goal, we must become one of the fastest improving systems in the country.

**2020 Vision:**  
 By 2020 all students will graduate with the knowledge and skills necessary to compete successfully in the global economy, participate in a democratic society and contribute positively as members of families and communities.

### Abbreviations Key

N/A Not Applicable N/AV Not Available N/C Not Collected N/R Not Reported I/S Insufficient Sample TBD To be determined  
 NI Newly Identified CSI Continuing School Improvement CA Corrective Action RP Plan to Restructure R Restructure DELAY School Improvement Status HOLD School Improvement Status

# Bethel Elementary [Greenville]

## SCHOOL PROFILE

	Our School	Change from Last Year	Elementary Schools with Students Like Ours	Median Elementary School
<b>Students (n=1,128)</b>				
Retention rate	1.1%	Up from 0.5%	1.1%	1.9%
Attendance rate	97.1%	Down from 97.3%	96.7%	96.3%
Eligible for gifted and talented	23.0%	Down from 25.6%	25.2%	10.0%
With disabilities other than speech	7.1%	Down from 9.3%	5.8%	7.7%
Older than usual for grade	0.0%	No Change	0.3%	0.5%
Out-of-school suspensions or expulsions for violent and/or criminal offenses	0.0%	No Change	0.0%	0.0%
<b>Teachers (n=62)</b>				
Teachers with advanced degrees	54.8%	Up from 54.7%	65.7%	59.4%
Continuing contract teachers	90.3%	Up from 82.8%	83.3%	80.0%
Teachers with emergency or provisional certificates	0.0%	No Change	0.0%	0.0%
Teachers returning from previous year	91.9%	Up from 89.3%	87.6%	85.9%
Teacher attendance rate	95.5%	Down from 95.6%	95.0%	95.1%
Average teacher salary*	\$48,008	Up 2.9%	\$48,502	\$47,149
Classes not taught by highly qualified teachers	0.0%	No Change	0.0%	0.0%
Professional development days/teacher	17.4 days	Down from 18.6 days	10.6 days	11.1 days
<b>School</b>				
Principal's years at school	3.0	Up from 2.0	4.0	4.0
Student-teacher ratio in core subjects	22.2 to 1	Up from 21.8 to 1	19.3 to 1	18.8 to 1
Prime instructional time	92.2%	Up from 92.0%	90.5%	90.4%
Opportunities in the arts	Good	No Change	Good	Good
SACS accreditation	Yes	No Change	Yes	Yes
Parents attending conferences	99.5%	Down from 100.0%	100.0%	100.0%
Character development program	Excellent	No Change	Excellent	Excellent
Dollars spent per pupil**	\$5,451	Up 9.3%	\$6,914	\$7,458
Percent of expenditures for instruction**	74.0%	Down from 74.7%	73.2%	68.8%
Percent of expenditures for teacher salaries**	69.4%	Down from 69.6%	68.7%	63.2%
% of AYP objectives met	100.0%	Up from 76.2%	100.0%	100.0%

\* Length of contract = 185+ days.

\*\* Prior year audited financial data available.

## EVALUATION RESULTS

	Teachers	Students*	Parents*
Number of surveys returned	64	169	82
Percent satisfied with learning environment	96.9%	83.9%	84.1%
Percent satisfied with social and physical environment	98.4%	85.1%	85.2%
Percent satisfied with school-home relations	100.0%	89.2%	85.0%

\*Only students at the highest elementary school grade level at this school and their parents were included.

## REPORT OF PRINCIPAL AND SCHOOL IMPROVEMENT COUNCIL

Bethel Elementary serves over 1,100 students in grades K-5. Our award winning school has a history of academic excellence. Bethel has been recognized as a National Blue Ribbon School of Excellence, Red Carpet Award winner, and SCPTA Parent Involvement School of Excellence.

The faculty, staff, and community recently updated our school portfolio to guide our direction for the future and to comply with accreditation requirements. Our school goals focus on academic achievement, professional development, and community relations. Specific strategies were developed to support the attainment of each goal.

Our PTA actively supports our school through fundraising and volunteer efforts. Parents have a wide range of opportunities to be involved in their children's education. The active involvement of the school's PTA helps provide integral programs that benefit all children at Bethel. Our PTA sponsors special activities such as the carnival, silent auction, school dances, book fairs, and guest author.

Technology integration is an important aspect of the elementary curriculum at Bethel. Teachers and students utilize technology on a daily basis while teaching and learning. Our school is equipped with four computer labs and one mobile laptop lab. Most classrooms contain interactive white boards such as Smart Boards and Prometheans. The school plans to purchase additional interactive boards in the future. Our district provided us with access to Compass Learning beginning this year. This web-based computer program provides individualized instruction and practice for students at school and at home.

Our school implements the principles of Continuous Quality Improvement. Teachers utilize Quality Tools in their classrooms to enhance the learning process. Students take ownership of their learning and use data to track their progress. We enjoy celebrating the successes attained by our students!

Brenda D. Byrd, Principal  
Wendy Pavia, SIC Chairperson

Comprehensive detail, including definitions of ratings, performance criteria, and explanations of status, is available on [www.ed.sc.gov](http://www.ed.sc.gov) and [www.eoc.sc.gov](http://www.eoc.sc.gov) as well as school and school district websites.

Printed versions are available from school districts upon request.

### Abbreviations Key

N/A Not Applicable N/AV Not Available N/C Not Collected N/R Not Reported I/S Insufficient Sample TBD To be determined  
NI Newly Identified CSI Continuing School Improvement CA Corrective Action RP Plan to Restructure R Restructure DELAY School Improvement Status HOLD School Improvement Status