



SC Annual School Report Card Summary

Armstrong Elementary
Greenville
Grades: PK-5 Enrollment: 499
Principal: Jackie Goggins
Superintendent: Dr. Phinnize J. Fisher
Board Chair: Megan Hickerson

PERFORMANCE

Comprehensive detail, including definitions of ratings, performance criteria, and explanations of status, is available on www.ed.sc.gov and www.eoc.sc.gov as well as school and school district websites. Printed versions are available from school districts upon request.

YEAR	ABSOLUTE RATING	GROWTH RATING	PALMETTO GOLD AND SILVER AWARD		AYP STATUS	NCLB IMPROVEMENT STATUS
			General Performance	Closing the Gap		
2009	Average	Below Average	TBD	TBD	Not Met	CA
2008	Below Average	Good	Silver	Silver	Not Met	CSI
2007	Average	Good	Silver	N/A	Not Met	NI

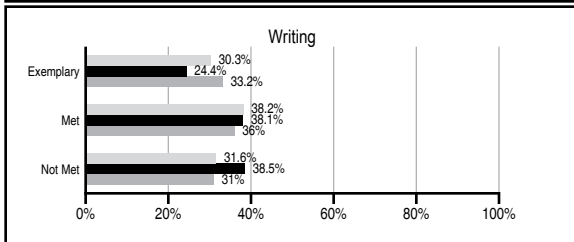
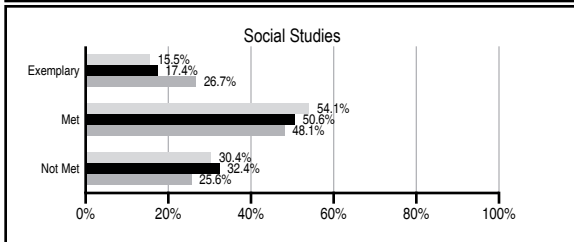
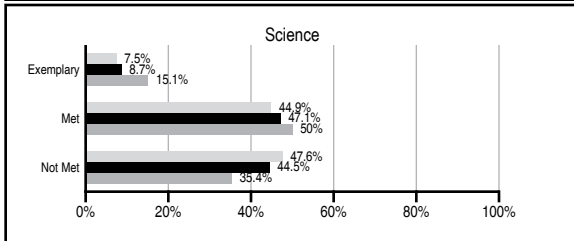
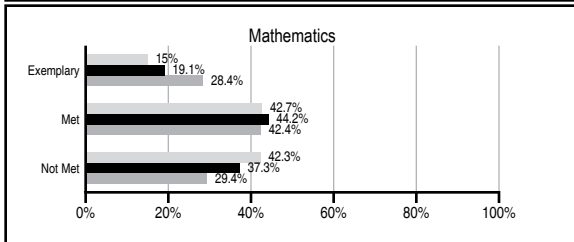
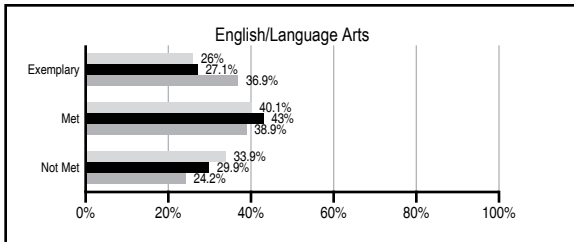
ABSOLUTE RATINGS OF ELEMENTARY SCHOOLS WITH STUDENTS LIKE OURS*

EXCELLENT	GOOD	AVERAGE	BELOW AVERAGE	AT-RISK
0	5	86	31	6

*Ratings are calculated with data available by 06/01/2010. Schools with Students Like Ours are Elementary Schools with Poverty Indices of no more than 5% above or below the index for this school.

PASS PERFORMANCE

Our School
 Elementary Schools with Students Like Ours
 Elementary schools statewide



NAEP PERFORMANCE*

* Performance reported for SC and nation, data not available at school level. Percentages at NAEP Achievement Levels.



SC PERFORMANCE GOAL

2010 Goal:
 By 2010, SC's student achievement will be ranked in the top half of the states nationally. To achieve this goal, we must become one of the fastest improving systems in the country.

2020 Vision:
 By 2020 all students will graduate with the knowledge and skills necessary to compete successfully in the global economy, participate in a democratic society and contribute positively as members of families and communities.

Abbreviations Key

N/A Not Applicable N/AV Not Available N/C Not Collected N/R Not Reported I/S Insufficient Sample TBD To be determined

NI Newly Identified CSI Continuing School Improvement CA Corrective Action RP Plan to Restructure R Restructure DELAY School Improvement Status HOLD School Improvement Status

Armstrong Elementary [Greenville]

SCHOOL PROFILE

	Our School	Change from Last Year	Elementary Schools with Students Like Ours	Median Elementary School
Students (n=499)				
Retention rate	2.1%	Up from 1.5%	2.5%	1.9%
Attendance rate	96.6%	Up from 96.5%	96.0%	96.3%
Eligible for gifted and talented	6.9%	Up from 6.8%	6.1%	10.0%
With disabilities other than speech	13.7%	Down from 14.2%	8.9%	7.7%
Older than usual for grade	0.5%	Up from 0.2%	0.8%	0.5%
Out-of-school suspensions or expulsions for violent and/or criminal offenses	0.6%	Up from 0.4%	0.0%	0.0%
Teachers (n=38)				
Teachers with advanced degrees	52.6%	Up from 44.4%	57.1%	59.4%
Continuing contract teachers	76.3%	Down from 86.1%	76.3%	80.0%
Teachers with emergency or provisional certificates	0.0%	No Change	0.0%	0.0%
Teachers returning from previous year	83.2%	Down from 89.5%	84.9%	85.9%
Teacher attendance rate	93.8%	Down from 94.6%	95.1%	95.1%
Average teacher salary*	\$42,926	Up 1.0%	\$46,051	\$47,149
Classes not taught by highly qualified teachers	0.0%	No Change	0.0%	0.0%
Professional development days/teacher	21.3 days	No Change	11.7 days	11.1 days
School				
Principal's years at school	9.0	Up from 8.0	4.0	4.0
Student-teacher ratio in core subjects	16.7 to 1	Up from 16.6 to 1	18.0 to 1	18.8 to 1
Prime instructional time	90.1%	Up from 88.5%	90.0%	90.4%
Opportunities in the arts	Good	No Change	Good	Good
SACS accreditation	Yes	No Change	Yes	Yes
Parents attending conferences	100.0%	No Change	100.0%	100.0%
Character development program	Excellent	No Change	Excellent	Excellent
Dollars spent per pupil**	\$7,828	Up 6.4%	\$7,754	\$7,458
Percent of expenditures for instruction**	68.0%	Down from 68.4%	67.6%	68.8%
Percent of expenditures for teacher salaries**	64.0%	Up from 63.4%	61.2%	63.2%
% of AYP objectives met	81.0%	Down from 82.6%	100.0%	100.0%

* Length of contract = 185+ days.

** Prior year audited financial data available.

EVALUATION RESULTS

	Teachers	Students*	Parents*
Number of surveys returned	40	72	33
Percent satisfied with learning environment	82.5%	84.7%	68.8%
Percent satisfied with social and physical environment	90.0%	93.1%	75.8%
Percent satisfied with school-home relations	75.0%	84.7%	78.8%

*Only students at the highest elementary school grade level at this school and their parents were included.

REPORT OF PRINCIPAL AND SCHOOL IMPROVEMENT COUNCIL

Armstrong once again kept students as the center of all educational opportunities. It is our belief that each student is capable of success, and based on that belief, we continued to promote the goal of achievement for all students. Students experienced opportunities through classroom instruction, enrichment activities, tutoring programs, and a gifted and talented program. Academic assistance was provided to students by tutors from local universities and through a Saturday School and Breakfast Clubs. In addition to these programs, which supported the students' daily instruction at Armstrong, test preparation was provided for the PASS testing. Title 1 and EAA summer school programs provided continued assistance for students in grades K-5th. MAP testing was given to students in the months of September, December, and March. These tests provided instant feedback to teachers in order to adapt their instruction. Students also experienced enrichment activities through virtual field trips and off-campus field trips to The Roper Mountain Science Center and Downtown Greenville, which was funded through a grant. Title 1 provided reduced class sizes in grades 2, 3, 4, and 5. Also provided through Title 1 was a Math Coach, who provided essential support in the area of math, and a Computer Lab Manager, who provided computer education to support the general curriculum. Reduced class size for 1st grade was provided through a state initiative. The America Reads program, conducted by Furman tutors again this year, continued to promote strong reading skills. The Math Superstars Program promoted extra work in math and continued to motivate students.

Although Armstrong did not make AYP this year, we were awarded the Palmetto Silver Award for the fifth year. This award was based on test score improvement and closing the gap. This money was spent to provide technological assistance to students.

Professional Development for faculty members focused on lesson/unit planning, test score analysis, Math instruction, technology, and building parent/teacher partnerships.

As the next school year approaches, Armstrong will continue to keep student achievement as the center focus. Each program offered will provide students with the opportunity to grow academically, socially, and emotionally.

Bryan D. Little, SIC Chair
Jackie Goggins, Principal

Comprehensive detail, including definitions of ratings, performance criteria, and explanations of status, is available on www.ed.sc.gov and www.eoc.sc.gov as well as school and school district websites.

Printed versions are available from school districts upon request.

Abbreviations Key

N/A Not Applicable N/AV Not Available N/C Not Collected N/R Not Reported I/S Insufficient Sample TBD To be determined
NI Newly Identified CSI Continuing School Improvement CA Corrective Action RP Plan to Restructure R Restructure DELAY School Improvement Status HOLD School Improvement Status