



SC Annual School Report Card Summary

Brook Glenn Elementary
Greenville
Grades: K-5 **Enrollment: 451**
Principal: Bernice M. Jackson
Superintendent: Dr. Phinnize J. Fisher
Board Chair: Megan Hickerson

PERFORMANCE

Comprehensive detail, including definitions of ratings, performance criteria, and explanations of status, is available on www.ed.sc.gov and www.eoc.sc.gov as well as school and school district websites. Printed versions are available from school districts upon request.

YEAR	ABSOLUTE RATING	GROWTH RATING	PALMETTO GOLD AND SILVER AWARD		AYP STATUS	NCLB IMPROVEMENT STATUS
			General Performance	Closing the Gap		
2009	Average	Average	TBD	TBD	Met	N/A
2008	Average	At-Risk	N/A	N/A	Not Met	N/A
2007	Average	Good	Silver	N/A	Met	N/A

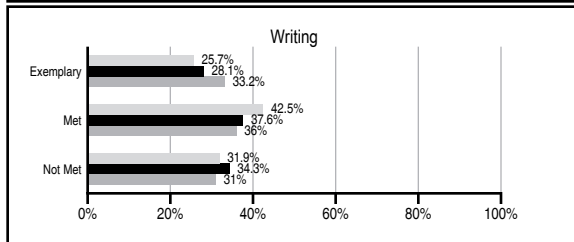
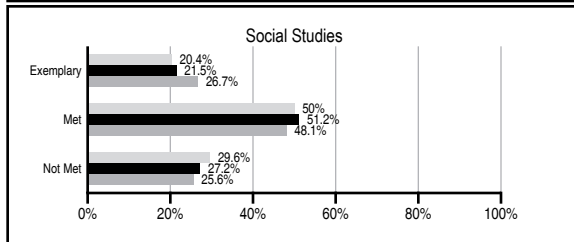
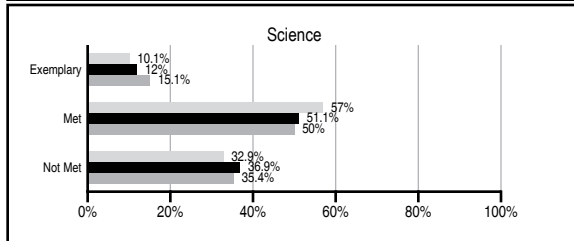
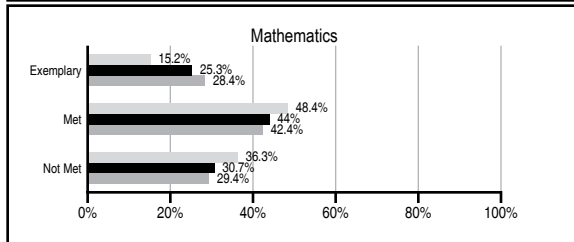
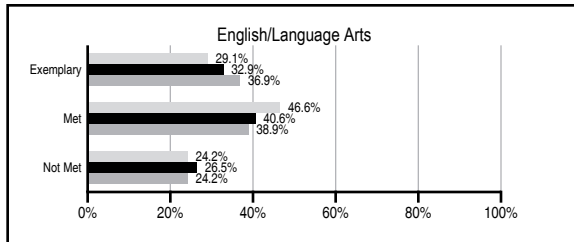
ABSOLUTE RATINGS OF ELEMENTARY SCHOOLS WITH STUDENTS LIKE OURS*

EXCELLENT	GOOD	AVERAGE	BELOW AVERAGE	AT-RISK
1	11	93	12	0

* Ratings are calculated with data available by 06/01/2010. Schools with Students Like Ours are Elementary Schools with Poverty Indices of no more than 5% above or below the index for this school.




PASS PERFORMANCE

Our School
 Elementary Schools with Students Like Ours
 Elementary schools statewide



NAEP PERFORMANCE*

* Performance reported for SC and nation, data not available at school level. Percentages at NAEP Achievement Levels.



SC PERFORMANCE GOAL

2010 Goal:
By 2010, SC's student achievement will be ranked in the top half of the states nationally. To achieve this goal, we must become one of the fastest improving systems in the country.

2020 Vision:
By 2020 all students will graduate with the knowledge and skills necessary to compete successfully in the global economy, participate in a democratic society and contribute positively as members of families and communities.

Abbreviations Key

N/A Not Applicable N/AV Not Available N/C Not Collected N/R Not Reported I/S Insufficient Sample TBD To be determined

NI Newly Identified CSI Continuing School Improvement CA Corrective Action RP Plan to Restructure R Restructure DELAY School Improvement Status HOLD School Improvement Status

Brook Glenn Elementary [Greenville]

SCHOOL PROFILE

	Our School	Change from Last Year	Elementary Schools with Students Like Ours	Median Elementary School
Students (n=451)				
Retention rate	3.1%	Down from 3.6%	2.5%	1.9%
Attendance rate	96.6%	No Change	96.1%	96.3%
Eligible for gifted and talented	10.3%	Down from 10.5%	8.4%	10.0%
With disabilities other than speech	11.6%	Up from 9.7%	9.0%	7.7%
Older than usual for grade	0.8%	Up from 0.5%	0.6%	0.5%
Out-of-school suspensions or expulsions for violent and/or criminal offenses	0.0%	No Change	0.0%	0.0%
Teachers (n=32)				
Teachers with advanced degrees	50.0%	Down from 53.1%	57.7%	59.4%
Continuing contract teachers	81.3%	No Change	82.5%	80.0%
Teachers with emergency or provisional certificates	0.0%	No Change	0.0%	0.0%
Teachers returning from previous year	82.7%	Down from 85.5%	86.4%	85.9%
Teacher attendance rate	93.2%	Down from 94.9%	95.0%	95.1%
Average teacher salary*	\$46,923	Up 5.0%	\$47,162	\$47,149
Classes not taught by highly qualified teachers	0.0%	No Change	0.0%	0.0%
Professional development days/teacher	31.0 days	Up from 27.5 days	11.8 days	11.1 days
School				
Principal's years at school	6.5	Up from 5.0	5.0	4.0
Student-teacher ratio in core subjects	19.1 to 1	Down from 19.3 to 1	18.6 to 1	18.8 to 1
Prime instructional time	89.3%	Down from 90.1%	90.1%	90.4%
Opportunities in the arts	Good	No Change	Good	Good
SACS accreditation	Yes	No Change	Yes	Yes
Parents attending conferences	99.6%	Down from 100.0%	100.0%	100.0%
Character development program	Excellent	No Change	Excellent	Excellent
Dollars spent per pupil**	\$7,353	Up 3.8%	\$7,357	\$7,458
Percent of expenditures for instruction**	64.0%	Down from 66.3%	68.4%	68.8%
Percent of expenditures for teacher salaries**	60.6%	Down from 61.4%	61.2%	63.2%
% of AYP objectives met	100.0%	Up from 88.2%	100.0%	100.0%

* Length of contract = 185+ days.

** Prior year audited financial data available.

EVALUATION RESULTS

	Teachers	Students*	Parents*
Number of surveys returned	31	82	41
Percent satisfied with learning environment	83.9%	78.0%	73.2%
Percent satisfied with social and physical environment	87.1%	79.0%	82.9%
Percent satisfied with school-home relations	66.7%	86.4%	72.5%

*Only students at the highest elementary school grade level at this school and their parents were included.

Comprehensive detail, including definitions of ratings, performance criteria, and explanations of status, is available on www.ed.sc.gov and www.eoc.sc.gov as well as school and school district websites.

Printed versions are available from school districts upon request.

REPORT OF PRINCIPAL AND SCHOOL IMPROVEMENT COUNCIL

Brook Glenn Elementary School, a small community school, provides a positive, safe, and caring community for all learners. We proudly serve a diverse population of 451 students in grades K5 through 5th grade. As a diverse school community of learners, we emphasize tolerance and acceptance of individual differences. A staff of highly qualified teachers is committed to providing our students with educational experiences using best practices in all content areas. Five teachers have earned National Board Certification. Over the years, Brook Glenn has been recognized for its school achievements. Most recently, we received: Palmetto Silver/Gold Showcase School, Safe Schools for Safe Kids, Webmaster Choice Awards, and Alliance, Donor's Choose, and Picture America Art grants. We were disappointed that we did not make AYP after five consecutive years of gaining this honor. To meet the academic and socioeconomic needs of our population, we continue to remain committed to raising the academic challenge and maximizing the performance of each student.

Our curriculum is aligned to SC Curriculum Standards to ensure that our students achieve grade level benchmarks. We have implemented Quality tools, Everyday Math, Focused Learning, and 4-Blocks research-based programs in all grade levels. Students are required to communicate mathematically their approach to problem solving. Brook Glenn provides support to special needs students through self-contained classes, inclusion, and resource services. We expanded our Response to Intervention Program to include K5, first grade, and ESOL students in reading. This year, staff development focused on technology integration to equip teachers with exemplary teaching practices. Classrooms are equipped with internet-accessible computers, Promethean Boards, or Smart Boards; and have access to a computer lab and 2 laptop labs. Students are able to increase their computer literacy skills and create computer-based projects that connect to classroom activities. Compass Learning is used to develop skill building and enrich assignments for students in reading and math and is accessible to students and parents.

Brook Glenn is committed to making a difference in the community and providing opportunities for students to become active citizens in the community. Students participated in Jump Rope for Heart, Pasta 4 Pennies, "Kans for Kids," and the Greenville Humane Society. Student leadership is promoted through Student Council, 4-H Club Grow Healthy Kids Organic Garden Program, School Patrols, School Store, and Wee Deliver. Along with PTA, SIC, and business partners, we strive to ensure that all students achieve. We share many community events: Kiwanis Terrific Kids Program, Thanksgiving, Christmas, and Grandparents meals, Doughnuts for Moms, Pastries for Pops, and Student Appreciation Day. We use the services of volunteers: North Greenville and Upstate universities; Taylors Fire Department Literacy Program; Big Brothers Big Sisters; Eastside High School Student Council; North Hills Community Church SCORE program; and the Greenville Chapter of Links, Inc. after-school Hip-Hop-ercise program to provide additional instructional support. We will continue to provide a top-quality, student-centered educational program.

Bernice M. Jackson, Principal
Hugh McLean, SIC Chairperson

Abbreviations Key

N/A Not Applicable N/AV Not Available N/C Not Collected N/R Not Reported I/S Insufficient Sample TBD To be determined
NI Newly Identified CSI Continuing School Improvement CA Corrective Action RP Plan to Restructure R Restructure DELAY School Improvement Status HOLD School Improvement Status