



# SC Annual School Report Card Summary

Alexander Elementary

Greenville

Grades: PK-5

Enrollment: 391

Principal: Leda Young

Superintendent: Dr. Phinnize J. Fisher

Board Chair: Megan Hickerson

## PERFORMANCE

Comprehensive detail, including definitions of ratings, performance criteria, and explanations of status, is available on [www.ed.sc.gov](http://www.ed.sc.gov) and [www.eoc.sc.gov](http://www.eoc.sc.gov) as well as school and school district websites. Printed versions are available from school districts upon request.

YEAR	ABSOLUTE RATING	GROWTH RATING	PALMETTO GOLD AND SILVER AWARD		AYP STATUS	NCLB IMPROVEMENT STATUS
			General Performance	Closing the Gap		
2009	Below Average	Below Average	TBD	TBD	Not Met	CA
2008	At-Risk	At-Risk	N/A	N/A	Not Met	CSI
2007	At-Risk	At-Risk	N/A	N/A	Not Met	NI

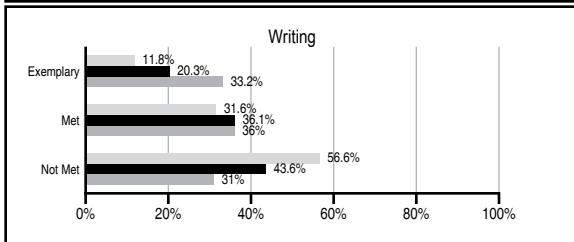
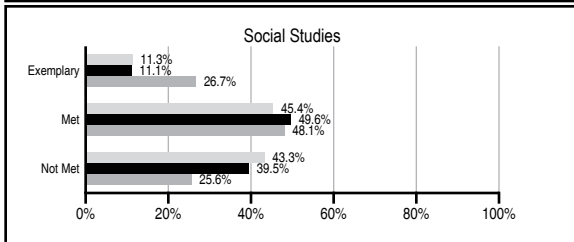
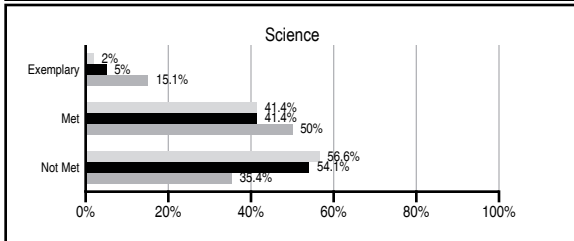
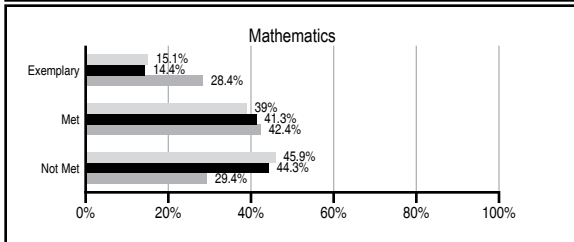
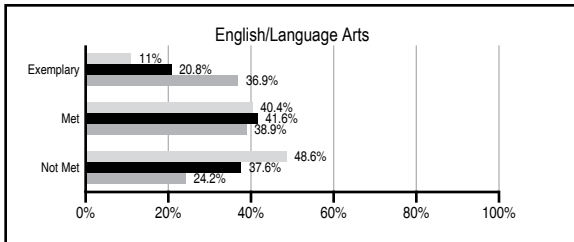
## ABSOLUTE RATINGS OF ELEMENTARY SCHOOLS WITH STUDENTS LIKE OURS\*

EXCELLENT	GOOD	AVERAGE	BELOW AVERAGE	AT-RISK
1	2	39	44	27

\* Ratings are calculated with data available by 06/01/2010. Schools with Students Like Ours are Elementary Schools with Poverty Indices of no more than 5% above or below the index for this school.



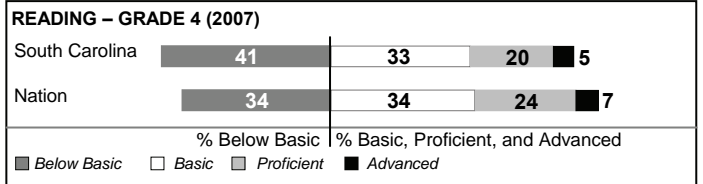
## PASS PERFORMANCE

Our School
  Elementary Schools with Students Like Ours
  Elementary schools statewide



## NAEP PERFORMANCE\*

\* Performance reported for SC and nation, data not available at school level. Percentages at NAEP Achievement Levels.



### SC PERFORMANCE GOAL

#### 2010 Goal:

By 2010, SC's student achievement will be ranked in the top half of the states nationally. To achieve this goal, we must become one of the fastest improving systems in the country.

#### 2020 Vision:

By 2020 all students will graduate with the knowledge and skills necessary to compete successfully in the global economy, participate in a democratic society and contribute positively as members of families and communities.

#### Abbreviations Key

N/A Not Applicable N/AV Not Available N/C Not Collected N/R Not Reported I/S Insufficient Sample TBD To be determined

NI Newly Identified CSI Continuing School Improvement CA Corrective Action RP Plan to Restructure R Restructure DELAY School Improvement Status HOLD School Improvement Status

# Alexander Elementary [Greenville]

## SCHOOL PROFILE

	Our School	Change from Last Year	Elementary Schools with Students Like Ours	Median Elementary School
<b>Students (n=391)</b>				
Retention rate	0.8%	Down from 1.1%	2.4%	1.9%
Attendance rate	95.6%	Down from 96.0%	96.0%	96.3%
Eligible for gifted and talented	2.8%	Up from 1.6%	2.8%	10.0%
With disabilities other than speech	13.3%	Up from 12.0%	7.4%	7.7%
Older than usual for grade	1.0%	Down from 1.7%	1.2%	0.5%
Out-of-school suspensions or expulsions for violent and/or criminal offenses	0.3%	No Change	0.0%	0.0%
<b>Teachers (n=31)</b>				
Teachers with advanced degrees	61.3%	Up from 58.1%	55.9%	59.4%
Continuing contract teachers	77.4%	No Change	70.6%	80.0%
Teachers with emergency or provisional certificates	0.0%	No Change	0.0%	0.0%
Teachers returning from previous year	86.5%	Up from 85.0%	80.8%	85.9%
Teacher attendance rate	94.0%	Down from 96.9%	95.2%	95.1%
Average teacher salary*	\$45,710	Up 6.4%	\$45,444	\$47,149
Classes not taught by highly qualified teachers	0.0%	No Change	0.6%	0.0%
Professional development days/teacher	29.7 days	Up from 9.0 days	10.8 days	11.1 days
<b>School</b>				
Principal's years at school	3.0	Up from 2.0	2.0	4.0
Student-teacher ratio in core subjects	17.0 to 1	Up from 15.6 to 1	16.3 to 1	18.8 to 1
Prime instructional time	89.3%	Down from 90.9%	90.1%	90.4%
Opportunities in the arts	Good	No Change	Good	Good
SACS accreditation	Yes	No Change	Yes	Yes
Parents attending conferences	100.0%	Up from 98.3%	100.0%	100.0%
Character development program	Average	Down from Good	Excellent	Excellent
Dollars spent per pupil**	\$8,320	Down 7.2%	\$8,899	\$7,458
Percent of expenditures for instruction**	67.7%	Up from 66.4%	68.4%	68.8%
Percent of expenditures for teacher salaries**	64.2%	Up from 63.8%	61.9%	63.2%
% of AYP objectives met	90.5%	Up from 60.9%	100.0%	100.0%

\* Length of contract = 185+ days.

\*\* Prior year audited financial data available.

## EVALUATION RESULTS

	Teachers	Students*	Parents*
Number of surveys returned	31	44	24
Percent satisfied with learning environment	96.8%	100.0%	100.0%
Percent satisfied with social and physical environment	93.5%	86.0%	83.3%
Percent satisfied with school-home relations	77.4%	97.6%	87.0%

\*Only students at the highest elementary school grade level at this school and their parents were included.

## REPORT OF PRINCIPAL AND SCHOOL IMPROVEMENT COUNCIL

Alexander Elementary School continues to promote our mission of high academic achievement for all students. We believe that excellence is an attitude. With the support of volunteers from business, civic, and education communities, we are able to meet the needs of a diverse student population.

Alexander Elementary is accredited by the Southern Association of Colleges and Schools and the South Carolina Department of Education. The school has an "All Clear" rating. There are many strengths of the school: Promethean Boards and desktop computers in all instructional settings; a focus on data use for students and staff; and a commitment to parent education and parent involvement.

Parent conferences are held quarterly. Parents attend monthly "Lunch and Learn" workshops on a variety of topics. English classes are offered at Alexander to non-English speaking parents to bridge the communication gap between home and school. Additionally, parents are involved in the development of our school wide Title I plan.

Alexander received an "Unsatisfactory" Report Card Rating for 2007-2008. The students met 14 out of 23 objectives for "Annual Yearly Progress" (AYP). Our school has not made AYP for the last three years, thus placing Alexander in School Improvement. This school year we developed a Focused School Renewal Plan with goals in ELA, Math and Science. Using MAP data to measure our progress, we successfully met all three goals.

We are proud to have such a dedicated team of students, parents, community leaders, faculty, and staff, who work together to make Alexander Elementary Soar High!

Leda Young, Principal  
Melvin McDaniel, SIC Chair

Comprehensive detail, including definitions of ratings, performance criteria, and explanations of status, is available on [www.ed.sc.gov](http://www.ed.sc.gov) and [www.eoc.sc.gov](http://www.eoc.sc.gov) as well as school and school district websites.

Printed versions are available from school districts upon request.

### Abbreviations Key

N/A Not Applicable N/AV Not Available N/C Not Collected N/R Not Reported I/S Insufficient Sample TBD To be determined

NI Newly Identified CSI Continuing School Improvement CA Corrective Action RP Plan to Restructure R Restructure DELAY School Improvement Status HOLD School Improvement Status