

# SC Annual School Report Card Summary

Palmetto Youth Academy  
 Florence 1  
 Grades: 3-6 Enrollment: 59  
 Principal: Yvonne Brown-Burgess  
 Superintendent: Larry Jackson  
 Board Chair: Porter Stewart

## PERFORMANCE

Comprehensive detail, including definitions of ratings, performance criteria, and explanations of status, is available on [www.ed.sc.gov](http://www.ed.sc.gov) and [www.eoc.sc.gov](http://www.eoc.sc.gov) as well as school and school district websites. Printed versions are available from school districts upon request.

YEAR	ABSOLUTE RATING	GROWTH RATING	PALMETTO GOLD AND SILVER AWARD		AYP STATUS	NCLB IMPROVEMENT STATUS
			General Performance	Closing the Gap		
2009	At-Risk	Average	TBD	TBD	Not Met	N/A
2008	At-Risk	At-Risk	N/A	N/A	Met	N/A
2007	At-Risk	Excellent	N/A	N/A	Met	N/A

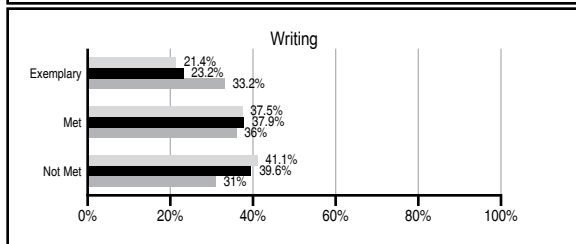
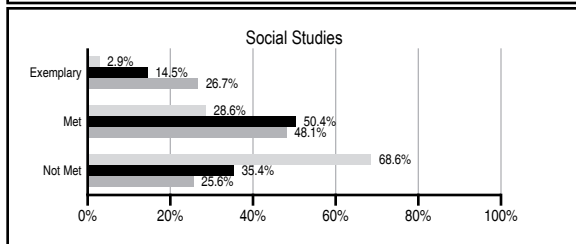
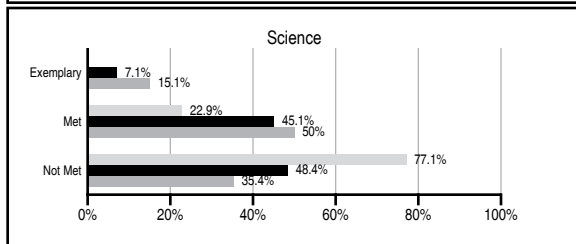
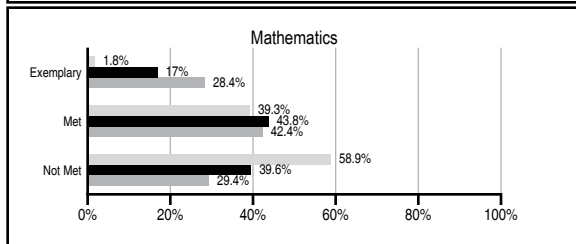
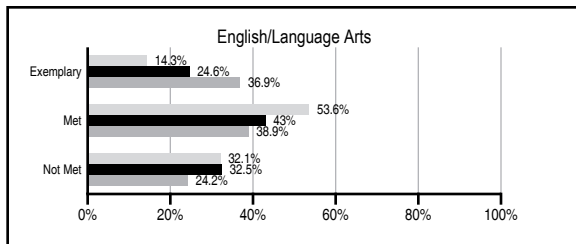
## ABSOLUTE RATINGS OF ELEMENTARY SCHOOLS WITH STUDENTS LIKE OURS\*

EXCELLENT	GOOD	AVERAGE	BELOW AVERAGE	AT-RISK
1	4	91	53	16

\* Ratings are calculated with data available by 06/01/2010. Schools with Students Like Ours are Elementary Schools with Poverty Indices of no more than 5% above or below the index for this school.




## PASS PERFORMANCE

Our School
  Elementary Schools with Students Like Ours
  Elementary schools statewide



## NAEP PERFORMANCE\*

\* Performance reported for SC and nation, data not available at school level. Percentages at NAEP Achievement Levels.



### SC PERFORMANCE GOAL

**2010 Goal:**  
 By 2010, SC's student achievement will be ranked in the top half of the states nationally. To achieve this goal, we must become one of the fastest improving systems in the country.

**2020 Vision:**  
 By 2020 all students will graduate with the knowledge and skills necessary to compete successfully in the global economy, participate in a democratic society and contribute positively as members of families and communities.

### Abbreviations Key

N/A Not Applicable N/AV Not Available N/C Not Collected N/R Not Reported I/S Insufficient Sample TBD To be determined  
 NI Newly Identified CSI Continuing School Improvement CA Corrective Action RP Plan to Restructure R Restructure DELAY School Improvement Status HOLD School Improvement Status

# Palmetto Youth Academy [Florence 1]

## SCHOOL PROFILE

	Our School	Change from Last Year	Elementary Schools with Students Like Ours	Median Elementary School
<b>Students (n=59)</b>				
Retention rate	1.5%	Down from 4.8%	2.5%	1.9%
Attendance rate	99.6%	Up from 98.7%	96.1%	96.3%
Eligible for gifted and talented	1.5%	Down from 4.8%	4.4%	10.0%
With disabilities other than speech	13.8%	Up from 7.9%	8.0%	7.7%
Older than usual for grade	3.4%	Up from 3.2%	0.9%	0.5%
Out-of-school suspensions or expulsions for violent and/or criminal offenses	0.0%	No Change	0.0%	0.0%
<b>Teachers (n=3)</b>				
Teachers with advanced degrees	N/A	N/A	57.1%	59.4%
Continuing contract teachers	N/A	N/A	73.5%	80.0%
Teachers with emergency or provisional certificates	N/A	N/A	0.0%	0.0%
Teachers returning from previous year	N/A	N/A	83.9%	85.9%
Teacher attendance rate	N/R	N/R	95.1%	95.1%
Average teacher salary*	I/S	I/S	\$45,669	\$47,149
Classes not taught by highly qualified teachers	25.0%	No Change	0.0%	0.0%
Professional development days/teacher	21.3 days	Down from 32.0 days	10.9 days	11.1 days
<b>School</b>				
Principal's years at school	4.0	No Change	3.0	4.0
Student-teacher ratio in core subjects	21.3 to 1	Down from 30.0 to 1	17.4 to 1	18.8 to 1
Prime instructional time	N/R	N/R	90.1%	90.4%
Opportunities in the arts	Excellent	No Change	Good	Good
SACS accreditation	Yes	No Change	Yes	Yes
Parents attending conferences	100.0%	Up from 96.6%	100.0%	100.0%
Character development program	Excellent	No Change	Good	Excellent
Dollars spent per pupil**	N/A	N/A	\$8,292	\$7,458
Percent of expenditures for instruction**	N/A	N/A	68.5%	68.8%
Percent of expenditures for teacher salaries**	N/A	N/A	62.2%	63.2%
% of AYP objectives met	92.3%	Down from 100.0%	100.0%	100.0%

\* Length of contract = 185+ days.

\*\* Prior year audited financial data available.

## EVALUATION RESULTS

	Teachers	Students*	Parents*
Number of surveys returned	0	17	10
Percent satisfied with learning environment	N/R	100.0%	100.0%
Percent satisfied with social and physical environment	N/R	100.0%	100.0%
Percent satisfied with school-home relations	N/R	100.0%	100.0%

\*Only students at the highest elementary school grade level at this school and their parents were included.

## REPORT OF PRINCIPAL AND SCHOOL IMPROVEMENT COUNCIL

The students, parents, staff, and supporters of Palmetto Youth Academy (PYA) are very grateful for the opportunity to make a positive difference both locally and throughout the state. As a public charter school in Florence School District One (FSD1), our mission is to provide an opportunity for all students, regardless of income or ability, to reach their full potential academically, socially, and behaviorally.

Through standards-based curricula, individualized instruction, and continuous assessment, our students have made tremendous progress academically. Based on the results of initial placement tests compared to quarterly benchmarks and end of year assessments, every student at PYA made at least 1 year's progress in both reading and math this school year. Almost 30 percent of students at PYA scored above grade level on the NWEA-approved STAR Reading and Math tests. All of our sixth grade students who applied for acceptance into the International Baccalaureate (IB) Program were accepted. Eleven of our third and fourth graders participated in our district spelling bee, four of which made it to the final round. As we maintain high standards of achievement and always expect excellence, we believe that our students will continue to make academic progress and "exceed expectations" at school and throughout the community.

Last year, PYA met AYP, which marked our second consecutive year after only three years of operation.

We attribute this and all other significant measures of progress to the commitment and dedication of our parents and the expertise and passion of our staff, and we certainly acknowledge the ongoing support of our community. Last February, ten (10) of the most prominent African American Leaders in the Pee Dee Community participated in our Annual Black History Program. Our Fine Arts Groups performed while staff recognized the many contributions of each participant, and parents demonstrated enormous support through their attendance. Community events as such, have proven essential in meeting our school's annual goals, as well as provide opportunities for student growth academically, socially, and behaviorally. With sincere appreciation and an attitude of gratitude, we will continue to carry out our school's mission and "exceed expectations."

Yvonne Brown-Burgess, Executive Director  
Rosa Murray, School Improvement Council

Comprehensive detail, including definitions of ratings, performance criteria, and explanations of status, is available on [www.ed.sc.gov](http://www.ed.sc.gov) and [www.eoc.sc.gov](http://www.eoc.sc.gov) as well as school and school district websites.

Printed versions are available from school districts upon request.

### Abbreviations Key

N/A Not Applicable N/AV Not Available N/C Not Collected N/R Not Reported I/S Insufficient Sample TBD To be determined

NI Newly Identified CSI Continuing School Improvement CA Corrective Action RP Plan to Restructure R Restructure DELAY School Improvement Status HOLD School Improvement Status