



SC Annual School Report Card Summary

Royall Elementary
 Florence 1
 Grades: K-6 Enrollment: 650
 Principal: Julie Smith-Koon
 Superintendent: Larry Jackson
 Board Chair: Porter Stewart

PERFORMANCE

Comprehensive detail, including definitions of ratings, performance criteria, and explanations of status, is available on www.ed.sc.gov and www.eoc.sc.gov as well as school and school district websites. Printed versions are available from school districts upon request.

YEAR	ABSOLUTE RATING	GROWTH RATING	PALMETTO GOLD AND SILVER AWARD		AYP STATUS	NCLB IMPROVEMENT STATUS
			General Performance	Closing the Gap		
2009	Excellent	Excellent	TBD	TBD	Met	N/A
2008	Good	Average	N/A	Gold	Met	N/A
2007	Good	At-Risk	N/A	N/A	Met	N/A

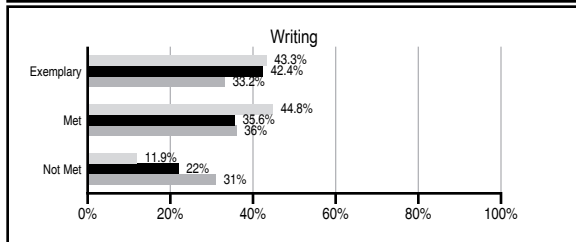
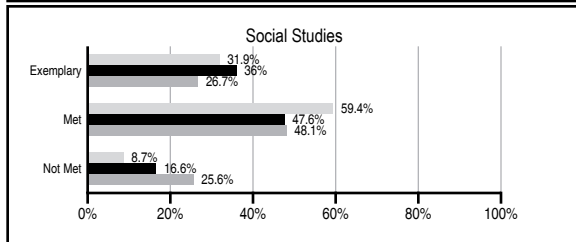
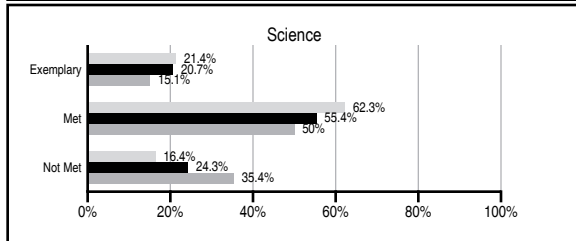
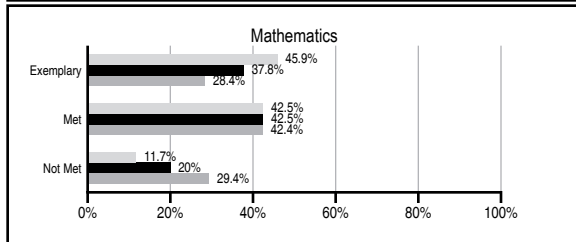
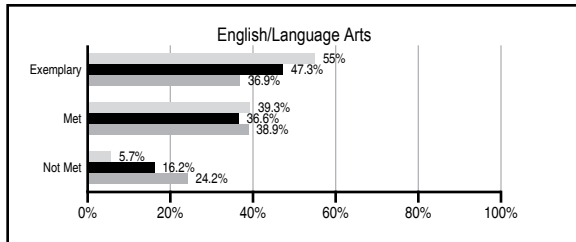
ABSOLUTE RATINGS OF ELEMENTARY SCHOOLS WITH STUDENTS LIKE OURS*

EXCELLENT	GOOD	AVERAGE	BELOW AVERAGE	AT-RISK
19	31	18	0	0

* Ratings are calculated with data available by 06/01/2010. Schools with Students Like Ours are Elementary Schools with Poverty Indices of no more than 5% above or below the index for this school.

PASS PERFORMANCE

Our School
 Elementary Schools with Students Like Ours
 Elementary schools statewide



NAEP PERFORMANCE*

* Performance reported for SC and nation, data not available at school level. Percentages at NAEP Achievement Levels.



SC PERFORMANCE GOAL

2010 Goal:
 By 2010, SC's student achievement will be ranked in the top half of the states nationally. To achieve this goal, we must become one of the fastest improving systems in the country.

2020 Vision:
 By 2020 all students will graduate with the knowledge and skills necessary to compete successfully in the global economy, participate in a democratic society and contribute positively as members of families and communities.

Abbreviations Key

N/A Not Applicable N/AV Not Available N/C Not Collected N/R Not Reported I/S Insufficient Sample TBD To be determined

NI Newly Identified CSI Continuing School Improvement CA Corrective Action RP Plan to Restructure R Restructure DELAY School Improvement Status HOLD School Improvement Status

Royall Elementary [Florence 1]

SCHOOL PROFILE

	Our School	Change from Last Year	Elementary Schools with Students Like Ours	Median Elementary School
Students (n=650)				
Retention rate	4.2%	Up from 3.4%	1.4%	1.9%
Attendance rate	96.5%	Up from 96.4%	96.6%	96.3%
Eligible for gifted and talented	20.0%	Down from 21.1%	15.8%	10.0%
With disabilities other than speech	12.4%	Down from 13.7%	7.1%	7.7%
Older than usual for grade	2.3%	Down from 2.4%	0.3%	0.5%
Out-of-school suspensions or expulsions for violent and/or criminal offenses	0.0%	No Change	0.0%	0.0%
Teachers (n=47)				
Teachers with advanced degrees	66.0%	Up from 65.2%	61.1%	59.4%
Continuing contract teachers	95.7%	Up from 93.5%	83.8%	80.0%
Teachers with emergency or provisional certificates	0.0%	No Change	0.0%	0.0%
Teachers returning from previous year	91.2%	Down from 91.8%	86.0%	85.9%
Teacher attendance rate	97.7%	Up from 96.0%	95.1%	95.1%
Average teacher salary*	\$48,799	Up 5.0%	\$48,430	\$47,149
Classes not taught by highly qualified teachers	0.0%	Down from 5.2%	0.0%	0.0%
Professional development days/teacher	11.7 days	Down from 11.8 days	11.4 days	11.1 days
School				
Principal's years at school	25.0	Up from 0.2	4.0	4.0
Student-teacher ratio in core subjects	18.2 to 1	Down from 22.5 to 1	19.4 to 1	18.8 to 1
Prime instructional time	93.8%	Up from 92.0%	90.4%	90.4%
Opportunities in the arts	Good	No Change	Good	Good
SACS accreditation	Yes	No Change	Yes	Yes
Parents attending conferences	100.0%	No Change	100.0%	100.0%
Character development program	Excellent	No Change	Excellent	Excellent
Dollars spent per pupil**	\$6,986	Up 6.8%	\$6,836	\$7,458
Percent of expenditures for instruction**	71.7%	Up from 70.7%	69.9%	68.8%
Percent of expenditures for teacher salaries**	68.4%	Up from 67.7%	62.3%	63.2%
% of AYP objectives met	100.0%	No Change	100.0%	100.0%

* Length of contract = 185+ days.

** Prior year audited financial data available.

EVALUATION RESULTS

	Teachers	Students*	Parents*
Number of surveys returned	48	76	51
Percent satisfied with learning environment	100.0%	89.5%	94.0%
Percent satisfied with social and physical environment	100.0%	92.1%	90.0%
Percent satisfied with school-home relations	100.0%	89.5%	91.8%

*Only students at the highest elementary school grade level at this school and their parents were included.

REPORT OF PRINCIPAL AND SCHOOL IMPROVEMENT COUNCIL

Royall Elementary School has a well-deserved reputation for providing its students with an educational experience that is second to none. To continue this tradition of excellence, our faculty and staff remain committed to insuring that our school offers the very best in instructional techniques, teaching staff, educational resources, parental involvement, and learning environment. Royall's success in achieving these goals has resulted in the following state and national recognition during the 2008-2009 school year:

Absolute Rating of "Good" – SC State Department of Education
 Adequate Yearly Progress Goal Met – SC State Department of Education
 Closing the Achievement Gap Recognition – SC Education Oversight Committee
 Reading Renaissance Master School – Renaissance Learning
 Extraordinary Educators Award – Renaissance Learning

Royall Elementary School is regionally accredited by the Southern Association of Colleges and Schools and is nationally accredited by the Commission of International and Trans-Regional Accreditation.

Our school has a clearly defined mission that is shared by Royall's faculty and staff, our students, and our parents. Our commitment to the highest academic standards, high expectations, and mutual trust and respect has resulted in a learning environment that is conducive to both teaching and learning.

Royall Elementary School is fortunate to enjoy the enthusiastic support of our parents and the Florence community. Our active Association of Parents and Teachers is a valuable resource, providing time and energy to a wide variety of special projects that enhance our school's offerings.

As we prepare for the future, we will continue our emphasis on a well-balanced literacy model, expand our use of cooperative learning, utilize diagnostic test results, and enhance the integration of technology into all areas of our instructional program.

Royall Elementary School is an innovative, exciting place where teachers love to teach and students love to learn. Our school motto says it best – "Royall Elementary School... A Proud Past – A Bright Future!"

Julie Smith-Koon, Principal
 Jill Fitzkee, School Improvement Council

Comprehensive detail, including definitions of ratings, performance criteria, and explanations of status, is available on www.ed.sc.gov and www.eoc.sc.gov as well as school and school district websites.

Printed versions are available from school districts upon request.

Abbreviations Key

N/A Not Applicable N/AV Not Available N/C Not Collected N/R Not Reported I/S Insufficient Sample TBD To be determined
 NI Newly Identified CSI Continuing School Improvement CA Corrective Action RP Plan to Restructure R Restructure DELAY School Improvement Status HOLD School Improvement Status