

SC Annual School Report Card Summary

Greenwood Elementary
 Florence 1
 Grades: K-6 Enrollment: 779
 Principal: Susan M. Hartwig
 Superintendent: Larry Jackson
 Board Chair: Porter Stewart

PERFORMANCE

Comprehensive detail, including definitions of ratings, performance criteria, and explanations of status, is available on www.ed.sc.gov and www.eoc.sc.gov as well as school and school district websites. Printed versions are available from school districts upon request.

YEAR	ABSOLUTE RATING	GROWTH RATING	PALMETTO GOLD AND SILVER AWARD		AYP STATUS	NCLB IMPROVEMENT STATUS
			General Performance	Closing the Gap		
2009	Average	Excellent	TBD	TBD	Met	CA-DELAY
2008	Average	At-Risk	N/A	N/A	Not Met	CA
2007	Average	Below Average	N/A	N/A	Met	CSI-DELAY

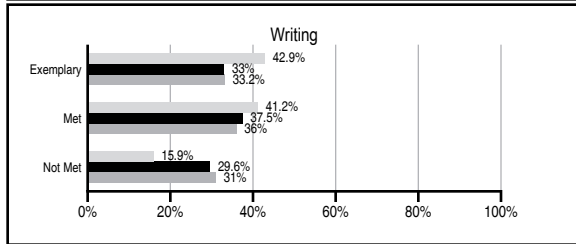
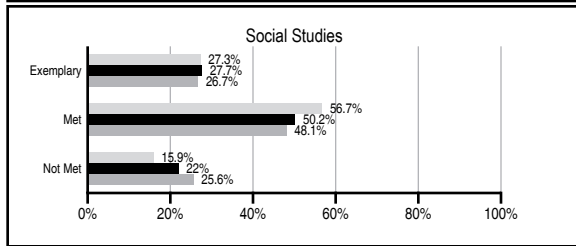
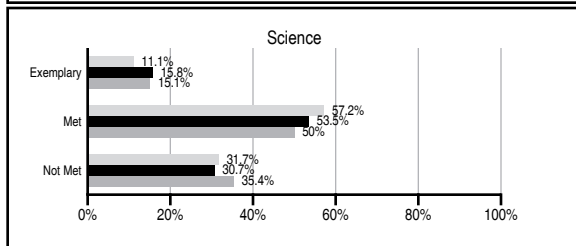
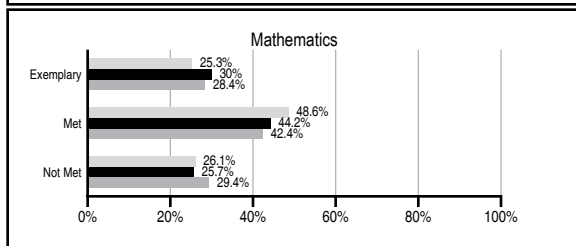
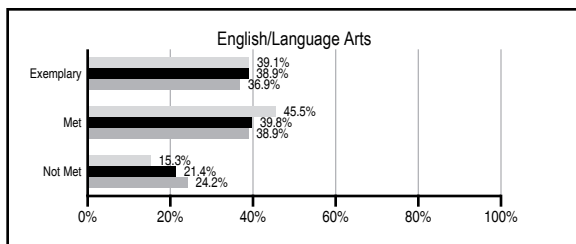
ABSOLUTE RATINGS OF ELEMENTARY SCHOOLS WITH STUDENTS LIKE OURS*

EXCELLENT	GOOD	AVERAGE	BELOW AVERAGE	AT-RISK
5	29	71	2	0

* Ratings are calculated with data available by 06/01/2010. Schools with Students Like Ours are Elementary Schools with Poverty Indices of no more than 5% above or below the index for this school.




PASS PERFORMANCE

Our School
 Elementary Schools with Students Like Ours
 Elementary schools statewide



NAEP PERFORMANCE*

* Performance reported for SC and nation, data not available at school level. Percentages at NAEP Achievement Levels.



SC PERFORMANCE GOAL

2010 Goal:

By 2010, SC's student achievement will be ranked in the top half of the states nationally. To achieve this goal, we must become one of the fastest improving systems in the country.

2020 Vision:

By 2020 all students will graduate with the knowledge and skills necessary to compete successfully in the global economy, participate in a democratic society and contribute positively as members of families and communities.

Abbreviations Key

N/A Not Applicable N/AV Not Available N/C Not Collected N/R Not Reported I/S Insufficient Sample TBD To be determined

NI Newly Identified CSI Continuing School Improvement CA Corrective Action RP Plan to Restructure R Restructure DELAY School Improvement Status HOLD School Improvement Status

Greenwood Elementary [Florence 1]

SCHOOL PROFILE

	Our School	Change from Last Year	Elementary Schools with Students Like Ours	Median Elementary School
Students (n=779)				
Retention rate	4.5%	Up from 3.1%	2.0%	1.9%
Attendance rate	95.2%	Down from 95.4%	96.2%	96.3%
Eligible for gifted and talented	10.0%	Down from 10.5%	11.0%	10.0%
With disabilities other than speech	10.1%	Down from 10.6%	8.9%	7.7%
Older than usual for grade	1.6%	Down from 1.7%	0.5%	0.5%
Out-of-school suspensions or expulsions for violent and/or criminal offenses	0.0%	No Change	0.0%	0.0%
Teachers (n=47)				
Teachers with advanced degrees	55.3%	Down from 61.4%	59.0%	59.4%
Continuing contract teachers	78.7%	Down from 93.2%	83.3%	80.0%
Teachers with emergency or provisional certificates	0.0%	No Change	0.0%	0.0%
Teachers returning from previous year	86.1%	Down from 91.3%	86.2%	85.9%
Teacher attendance rate	96.7%	Up from 96.3%	95.1%	95.1%
Average teacher salary*	\$46,824	Down 0.4%	\$47,306	\$47,149
Classes not taught by highly qualified teachers	4.4%	Down from 11.0%	0.0%	0.0%
Professional development days/teacher	8.1 days	Down from 8.7 days	11.9 days	11.1 days
School				
Principal's years at school	4.0	Up from 3.0	4.0	4.0
Student-teacher ratio in core subjects	20.0 to 1	Down from 21.2 to 1	19.2 to 1	18.8 to 1
Prime instructional time	91.0%	Up from 90.2%	90.3%	90.4%
Opportunities in the arts	Good	No Change	Good	Good
SACS accreditation	Yes	No Change	Yes	Yes
Parents attending conferences	83.1%	Down from 90.2%	100.0%	100.0%
Character development program	Good	No Change	Excellent	Excellent
Dollars spent per pupil**	\$6,996	Up 7.3%	\$7,279	\$7,458
Percent of expenditures for instruction**	66.0%	Down from 68.7%	68.2%	68.8%
Percent of expenditures for teacher salaries**	63.7%	Down from 65.8%	63.5%	63.2%
% of AYP objectives met	100.0%	Up from 81.0%	100.0%	100.0%

* Length of contract = 185+ days.

** Prior year audited financial data available.

EVALUATION RESULTS

	Teachers	Students*	Parents*
Number of surveys returned	41	94	76
Percent satisfied with learning environment	95.1%	78.7%	84.0%
Percent satisfied with social and physical environment	92.7%	76.9%	82.7%
Percent satisfied with school-home relations	87.8%	82.6%	82.7%

*Only students at the highest elementary school grade level at this school and their parents were included.

REPORT OF PRINCIPAL AND SCHOOL IMPROVEMENT COUNCIL

The mission of Greenwood Elementary School (GES) is to prepare students to be responsible, productive citizens who are life-long learners, while providing a safe and secure learning environment. Our commitment to prepare students for a lifetime of learning is evident in the dedication and cooperation of our teachers, staff, parents, volunteers, and community members.

Greenwood is fully accredited by the South Carolina Department of Education and Southern Association of Colleges and Schools and is a member of the National Network of Partnership Schools. Outstanding features of GES are its literacy and technology programs. Reading Recovery, Literacy Lab, Renaissance Place, and the Governor's Reading Honor Roll help to foster a strong foundation and love of reading. Our technology offerings include two full-time computer labs, a mobile wireless laptop lab, SCETV Video Streaming programming, interactive whiteboards, and student response systems which are integrated for differentiated instruction.

Putting children first is a tradition at GES. Students are given many opportunities to excel in and out of the classroom. Extra-curricular activities include: BETA Club, Safety Patrols, Jump and Jog, Jump Rope for Heart, Library helpers, WGES Morning Show production, Chorus, Bells, Band, Strings, Family Reading Night, Cheer Squads, and Monthly Skate Nights. Through these activities, students are able to develop individual talents and social skills.

At Greenwood, we believe it takes a combined effort to educate and prepare today's youth for the challenges of tomorrow. This belief is exemplified in the involvement of our Association of Parents and Teachers and School Improvement Council. These stakeholders work diligently to help meet the needs of our school by supporting school-wide programs and projects that make GES a place for children to grow, excel, and succeed.

Henrietta Hall, School Improvement Council Chairman

Susan Hartwig, Principal

Comprehensive detail, including definitions of ratings, performance criteria, and explanations of status, is available on www.ed.sc.gov and www.eoc.sc.gov as well as school and school district websites.

Printed versions are available from school districts upon request.

Abbreviations Key

N/A Not Applicable N/AV Not Available N/C Not Collected N/R Not Reported I/S Insufficient Sample TBD To be determined

NI Newly Identified CSI Continuing School Improvement CA Corrective Action RP Plan to Restructure R Restructure DELAY School Improvement Status HOLD School Improvement Status