



SC Annual School Report Card Summary

Delmae Elementary
 Florence 1
 Grades: K-4 Enrollment: 814
 Principal: Roy Ann Jolley
 Superintendent: Larry Jackson
 Board Chair: Porter Stewart

PERFORMANCE

Comprehensive detail, including definitions of ratings, performance criteria, and explanations of status, is available on www.ed.sc.gov and www.eoc.sc.gov as well as school and school district websites. Printed versions are available from school districts upon request.

YEAR	ABSOLUTE RATING	GROWTH RATING	PALMETTO GOLD AND SILVER AWARD		AYP STATUS	NCLB IMPROVEMENT STATUS
			General Performance	Closing the Gap		
2009	Average	Good	TBD	TBD	Met	N/A
2008	Average	Average	N/A	N/A	Not Met	N/A
2007	Good	Excellent	Gold	N/A	Met	N/A

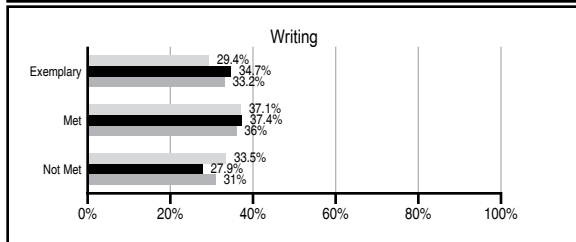
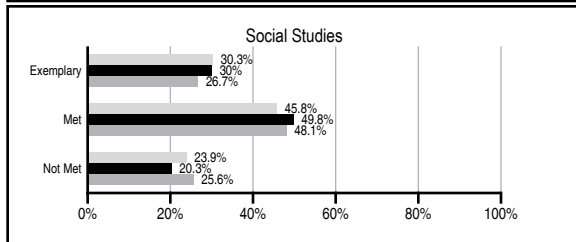
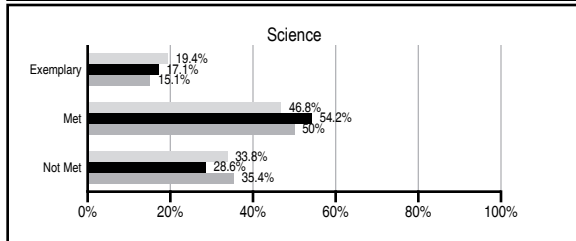
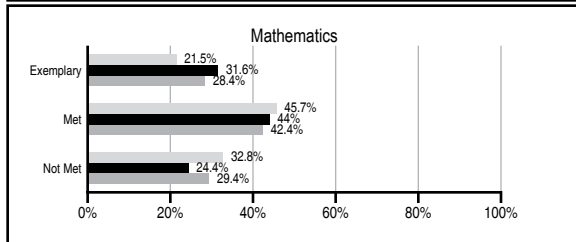
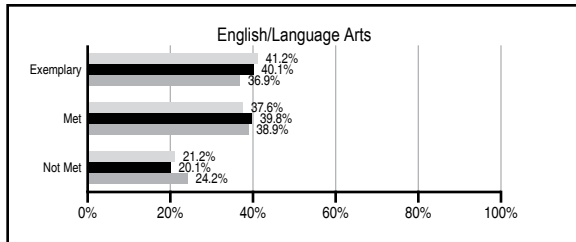
ABSOLUTE RATINGS OF ELEMENTARY SCHOOLS WITH STUDENTS LIKE OURS*

EXCELLENT	GOOD	AVERAGE	BELOW AVERAGE	AT-RISK
10	25	49	2	0

* Ratings are calculated with data available by 06/01/2010. Schools with Students Like Ours are Elementary Schools with Poverty Indices of no more than 5% above or below the index for this school.



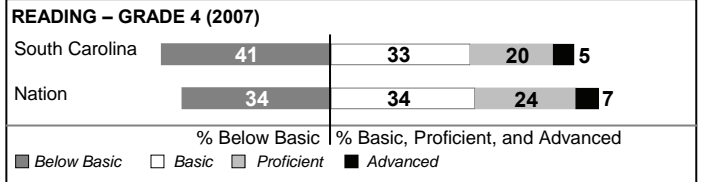
PASS PERFORMANCE

Our School
 Elementary Schools with Students Like Ours
 Elementary schools statewide



NAEP PERFORMANCE*

* Performance reported for SC and nation, data not available at school level. Percentages at NAEP Achievement Levels.



SC PERFORMANCE GOAL

2010 Goal:
 By 2010, SC's student achievement will be ranked in the top half of the states nationally. To achieve this goal, we must become one of the fastest improving systems in the country.

2020 Vision:
 By 2020 all students will graduate with the knowledge and skills necessary to compete successfully in the global economy, participate in a democratic society and contribute positively as members of families and communities.

Abbreviations Key

N/A Not Applicable N/AV Not Available N/C Not Collected N/R Not Reported I/S Insufficient Sample TBD To be determined
 NI Newly Identified CSI Continuing School Improvement CA Corrective Action RP Plan to Restructure R Restructure DELAY School Improvement Status HOLD School Improvement Status

Delmae Elementary [Florence 1]

SCHOOL PROFILE

	Our School	Change from Last Year	Elementary Schools with Students Like Ours	Median Elementary School
Students (n=814)				
Retention rate	3.3%	Down from 3.6%	2.0%	1.9%
Attendance rate	95.7%	Down from 96.3%	96.2%	96.3%
Eligible for gifted and talented	6.7%	Down from 7.6%	11.8%	10.0%
With disabilities other than speech	8.5%	Up from 7.1%	8.2%	7.7%
Older than usual for grade	1.2%	Down from 1.6%	0.4%	0.5%
Out-of-school suspensions or expulsions for violent and/or criminal offenses	0.0%	No Change	0.0%	0.0%
Teachers (n=52)				
Teachers with advanced degrees	48.1%	Up from 47.2%	59.0%	59.4%
Continuing contract teachers	78.8%	Down from 79.2%	84.4%	80.0%
Teachers with emergency or provisional certificates	6.0%	Up from 4.7%	0.0%	0.0%
Teachers returning from previous year	84.2%	Down from 86.3%	87.3%	85.9%
Teacher attendance rate	97.2%	Up from 97.1%	95.3%	95.1%
Average teacher salary*	\$43,537	Up 4.2%	\$46,773	\$47,149
Classes not taught by highly qualified teachers	0.0%	No Change	0.0%	0.0%
Professional development days/teacher	14.2 days	Down from 15.5 days	11.6 days	11.1 days
School				
Principal's years at school	9.0	Up from 8.0	4.0	4.0
Student-teacher ratio in core subjects	19.6 to 1	Up from 18.9 to 1	19.1 to 1	18.8 to 1
Prime instructional time	92.1%	Down from 92.3%	90.3%	90.4%
Opportunities in the arts	Good	No Change	Good	Good
SACS accreditation	Yes	No Change	Yes	Yes
Parents attending conferences	83.7%	Down from 100.0%	100.0%	100.0%
Character development program	Excellent	No Change	Excellent	Excellent
Dollars spent per pupil**	\$6,416	Up 10.4%	\$7,061	\$7,458
Percent of expenditures for instruction**	69.5%	Up from 69.1%	69.3%	68.8%
Percent of expenditures for teacher salaries**	66.6%	Up from 65.4%	64.3%	63.2%
% of AYP objectives met	100.0%	Up from 81.0%	100.0%	100.0%

* Length of contract = 185+ days.

** Prior year audited financial data available.

EVALUATION RESULTS

	Teachers	Students*	Parents*
Number of surveys returned	21	113	77
Percent satisfied with learning environment	100.0%	85.8%	90.1%
Percent satisfied with social and physical environment	95.2%	86.5%	87.5%
Percent satisfied with school-home relations	95.0%	85.7%	89.2%

*Only students at the highest elementary school grade level at this school and their parents were included.

Comprehensive detail, including definitions of ratings, performance criteria, and explanations of status, is available on www.ed.sc.gov and www.eoc.sc.gov as well as school and school district websites.

Printed versions are available from school districts upon request.

REPORT OF PRINCIPAL AND SCHOOL IMPROVEMENT COUNCIL

Delmae Heights Elementary School prides itself on being a school where "Kids and Character Count!" Our staff strives for academic excellence for all students through a program of instructional excellence which includes both staff development for teachers and classroom instruction in the areas of ELA, Math, Science, Social Studies, and the related arts. In addition, our students receive instruction from certified teachers in both our science and computer labs, as well as in the Media Center. Delmae is a recipient of the Red carpet Award and the Plametto Silver and Gold Awards.

Students at Delmae also have many opportunities for enrichment, including field trips, Drama Club, Chorus, Delmae Morning Page Show, Techno Kids Club, Science Club, Robotics Team, and Extended Day Programs. These activities, along with the district's gifted and talented programs REACH and Horizons, provide additional opportunities for our students to excel in a variety of areas.

Our school-wide instructional emphasis includes data-driven instruction, differentiated instruction based on data, and an increased use of technology to enhance instruction. A MSUI Coaching Initiative grant from the state has made provisions for a Math Coach. This coach provides training and support for our teachers as we continue to improve instruction in math. Several other staff members were also recipients of grants from EIA, PDIRA, and our own APT. In addition, four of our teachers are National Board certified and we have had four finalists in the district's Teacher of the Year Program.

Character truly does count at Delmae! Our school-side character emphasis includes Character Counts Spotlights, Be Cool program, Terrific Kids program, Principal's Pals recognition, Terrific Tuesday, and Thoughtful Thursday. Students are also involved in many service projects throughout the year. These include Harvest Hope Food Drive, Relay for Life, Pennies for Patients, Jump Rope for Heart, and Operation Christmas Child.

Parent involvement is another important aspect of our school. Our SIC and APT parent groups plan and carry out meetings, fundraisers, and other school events which build a sense of family and raise monies for educational, recreational, and beautification projects at our school. We are also a member of NNPS (National Network of Partnership Schools).

Community partnerships also play a role in our school. Our business partners include Lawn Dynamics, First Reliance bank and Ultimate TaiKwando. Several joint activities are sponsored with these businesses during the year. Reading is Fundamental and the Terrific Kids Program are coordinated by two of the local Kiwanis Clubs.

All of these things—instruction, extracurricular activities, parent and community involvement, and character education—continue to educate the head, the heart, and the hands of our students while making Delmae a "Place Where Kids and Character Count!"

Roy Ann Jolley, Principal
Sandra Barfield, SIC Chairperson

Abbreviations Key

N/A Not Applicable N/AV Not Available N/C Not Collected N/R Not Reported I/S Insufficient Sample TBD To be determined

NI Newly Identified CSI Continuing School Improvement CA Corrective Action RP Plan to Restructure R Restructure DELAY School Improvement Status HOLD School Improvement Status