



# SC Annual School Report Card Summary

Fairfield Magnet School for Math and Science  
 Fairfield  
 Grades: K-6 Enrollment: 450  
 Principal: Moni Cheagle  
 Superintendent: Samantha J. Ingram, Ph.D.  
 Board Chair: Mrs. Catherine Kennedy

## PERFORMANCE

Comprehensive detail, including definitions of ratings, performance criteria, and explanations of status, is available on [www.ed.sc.gov](http://www.ed.sc.gov) and [www.eoc.sc.gov](http://www.eoc.sc.gov) as well as school and school district websites. Printed versions are available from school districts upon request.

YEAR	ABSOLUTE RATING	GROWTH RATING	PALMETTO GOLD AND SILVER AWARD		AYP STATUS	NCLB IMPROVEMENT STATUS
			General Performance	Closing the Gap		
2009	Average	Average	TBD	TBD	Met	N/A
2008	At-Risk	Below Average	N/A	N/A	Not Met	N/A
2007	At-Risk	Below Average	N/A	N/A	Not Met	R

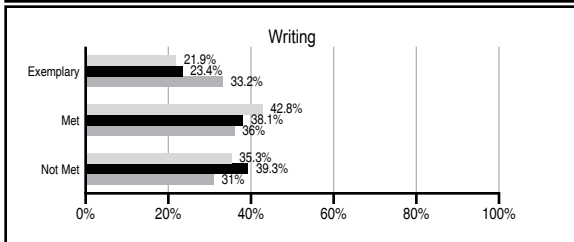
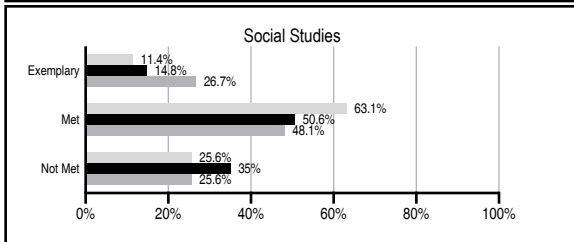
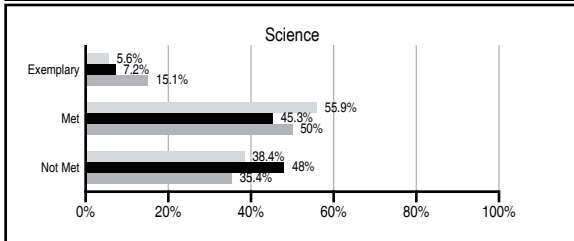
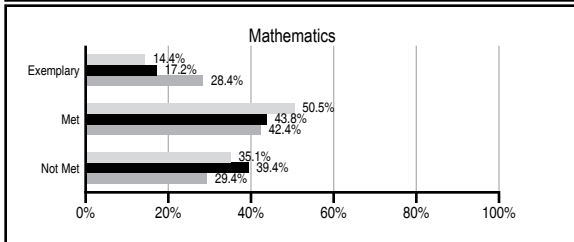
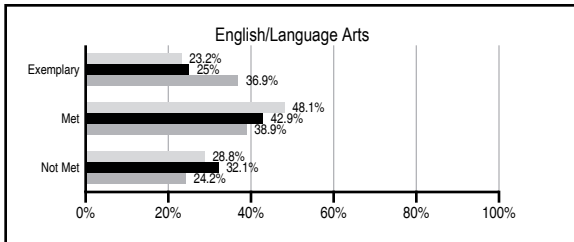
## ABSOLUTE RATINGS OF ELEMENTARY SCHOOLS WITH STUDENTS LIKE OURS\*

EXCELLENT	GOOD	AVERAGE	BELOW AVERAGE	AT-RISK
1	4	88	49	15

\* Ratings are calculated with data available by 06/01/2010. Schools with Students Like Ours are Elementary Schools with Poverty Indices of no more than 5% above or below the index for this school.




## PASS PERFORMANCE

Our School  
 Elementary Schools with Students Like Ours  
 Elementary schools statewide



## NAEP PERFORMANCE\*

\* Performance reported for SC and nation, data not available at school level. Percentages at NAEP Achievement Levels.



## SC PERFORMANCE GOAL

**2010 Goal:**  
 By 2010, SC's student achievement will be ranked in the top half of the states nationally. To achieve this goal, we must become one of the fastest improving systems in the country.

**2020 Vision:**  
 By 2020 all students will graduate with the knowledge and skills necessary to compete successfully in the global economy, participate in a democratic society and contribute positively as members of families and communities.

### Abbreviations Key

N/A Not Applicable N/AV Not Available N/C Not Collected N/R Not Reported I/S Insufficient Sample TBD To be determined

NI Newly Identified CSI Continuing School Improvement CA Corrective Action RP Plan to Restructure R Restructure DELAY School Improvement Status HOLD School Improvement Status

# Fairfield Magnet School for Math and Science [Fairfield]

## SCHOOL PROFILE

	Our School	Change from Last Year	Elementary Schools with Students Like Ours	Median Elementary School
<b>Students (n=450)</b>				
Retention rate	0.0%	Down from 1.9%	2.4%	1.9%
Attendance rate	97.0%	Up from 94.5%	96.1%	96.3%
Eligible for gifted and talented	15.2%	Up from 8.0%	5.3%	10.0%
With disabilities other than speech	4.5%	Down from 18.5%	8.5%	7.7%
Older than usual for grade	0.0%	Down from 1.9%	0.8%	0.5%
Out-of-school suspensions or expulsions for violent and/or criminal offenses	0.2%	No Change	0.0%	0.0%
<b>Teachers (n=39)</b>				
Teachers with advanced degrees	35.9%	Down from 58.5%	57.1%	59.4%
Continuing contract teachers	33.3%	Down from 61.0%	73.9%	80.0%
Teachers with emergency or provisional certificates	5.6%	Down from 9.1%	0.0%	0.0%
Teachers returning from previous year	58.1%	Down from 83.7%	83.9%	85.9%
Teacher attendance rate	95.3%	Down from 96.9%	95.2%	95.1%
Average teacher salary*	\$40,601	Down 13.2%	\$45,669	\$47,149
Classes not taught by highly qualified teachers	2.3%	Up from 0.0%	0.0%	0.0%
Professional development days/teacher	7.3 days	Up from 6.5 days	11.0 days	11.1 days
<b>School</b>				
Principal's years at school	0.5	Down from 3.5	3.0	4.0
Student-teacher ratio in core subjects	17.9 to 1	Up from 13.7 to 1	17.5 to 1	18.8 to 1
Prime instructional time	91.0%	Up from 90.7%	90.1%	90.4%
Opportunities in the arts	Excellent	Up from Good	Good	Good
SACS accreditation	Yes	No Change	Yes	Yes
Parents attending conferences	100.0%	No Change	100.0%	100.0%
Character development program	Below Average	Down from Good	Excellent	Excellent
Dollars spent per pupil**	\$10,169	Down 6.8%	\$8,148	\$7,458
Percent of expenditures for instruction**	66.4%	Up from 62.0%	68.5%	68.8%
Percent of expenditures for teacher salaries**	62.3%	Up from 58.3%	62.4%	63.2%
% of AYP objectives met	100.0%	Up from 52.4%	100.0%	100.0%

\* Length of contract = 185+ days.

\*\* Prior year audited financial data available.

## EVALUATION RESULTS

	Teachers	Students*	Parents*
Number of surveys returned	38	59	55
Percent satisfied with learning environment	60.5%	86.2%	80.0%
Percent satisfied with social and physical environment	68.4%	91.4%	89.1%
Percent satisfied with school-home relations	64.9%	89.5%	90.9%

\*Only students at the highest elementary school grade level at this school and their parents were included.

## REPORT OF PRINCIPAL AND SCHOOL IMPROVEMENT COUNCIL

Fairfield Magnet School for Math and Science was reconstituted and completed its inception year during 2008-09. The school provided a challenging academic environment for students in kindergarten through sixth grades. Students received a comprehensive, rigorous curriculum based on the state standards. A variety of assessments to include End of Quarter tests, Measures of Academic Progress (MAP) tests, Domini, and common assessments, were utilized to determine and monitor student progress. A comparison of Fall to Spring MAP data indicates overall academic growth for students in third through sixth grades, and results of End of Quarter tests reveal impressive academic gains for students in kindergarten through second grades. Students also received additional instruction in Science through participation in scientific experiments within the Science labs. Furthermore, the school takes great pride in having maintained a student attendance average above 95% for the entire school year.

The school sponsored several events in an effort to increase learning opportunities and community involvement. Family Math and Science Night, Family Literacy Night, the Science Fair, and the Cultural Awareness & Career Fairs are some events that enhanced learning and engaged students in fun, standards-based activities. The school's Parent Teacher Organization (PTO) and Room Parents sponsored a family banquet, craft and yard sale, and spring dances. Additionally, the room parents assisted teachers and administrators with tasks to positively affect the school learning community and foster relationships to ensure student success. The School Improvement Council also worked actively to support student learning and school improvement.

In addition to providing a challenging curriculum, the school offers a stellar Fine Arts program. Dance, Strings, Music, Spanish, Art, Chorus, Show Band, and Drumline provide an additional platform for students to showcase their talents.

Teachers participated in embedded staff development throughout the year, which included Marzano's Strategies, Ruby Payne's Framework of Poverty, Activities in Math and Science (AIMS), and Open Court training, to name a few. Other notable attributes of the school include the "Yardsticks of Success" behavioral management system, Green Day celebrations, positive referrals, and an academic question of the day.

We will continue our quest in achieving our vision of "Improving Tomorrow by Learning Today" in our journey to achieve excellence.

Mrs. Moni Cheagle, Principal  
Ms. Tracie Davis, SIC Chairperson

Comprehensive detail, including definitions of ratings, performance criteria, and explanations of status, is available on [www.ed.sc.gov](http://www.ed.sc.gov) and [www.eoc.sc.gov](http://www.eoc.sc.gov) as well as school and school district websites.

Printed versions are available from school districts upon request.

### Abbreviations Key

N/A Not Applicable N/AV Not Available N/C Not Collected N/R Not Reported I/S Insufficient Sample TBD To be determined  
NI Newly Identified CSI Continuing School Improvement CA Corrective Action RP Plan to Restructure R Restructure DELAY School Improvement Status HOLD School Improvement Status