



SC Annual School Report Card Summary

Fairfield Elementary
 Fairfield
 Grades: PK-6 Enrollment: 715
 Principal: Brenda Gilchrist
 Superintendent: Samantha J. Ingram, Ph.D.
 Board Chair: Mrs. Catherine Kennedy

PERFORMANCE

Comprehensive detail, including definitions of ratings, performance criteria, and explanations of status, is available on www.ed.sc.gov and www.eoc.sc.gov as well as school and school district websites. Printed versions are available from school districts upon request.

YEAR	ABSOLUTE RATING	GROWTH RATING	PALMETTO GOLD AND SILVER AWARD		AYP STATUS	NCLB IMPROVEMENT STATUS
			General Performance	Closing the Gap		
2009	At-Risk	At-Risk	TBD	TBD	Not Met	N/A
2008	At-Risk	At-Risk	N/A	N/A	Not Met	N/A
2007	Below Average	Below Average	N/A	N/A	Not Met	RP

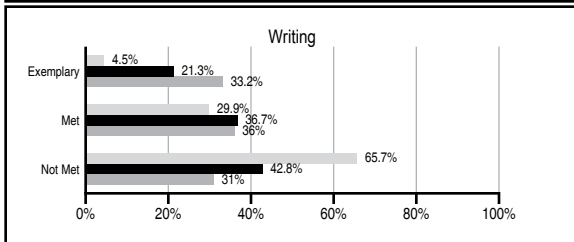
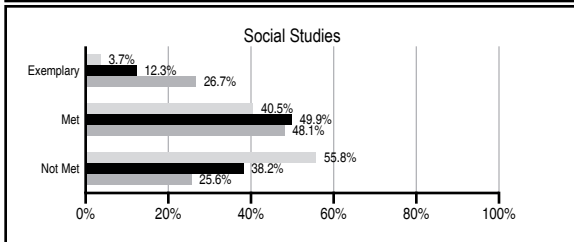
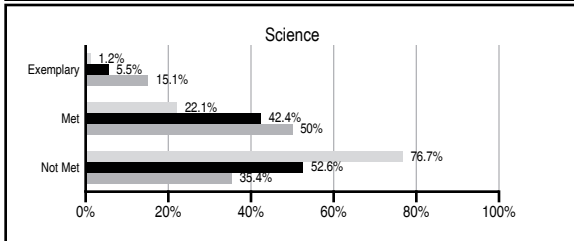
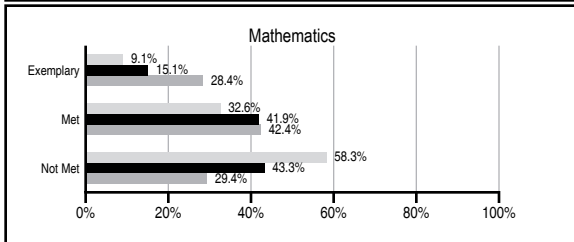
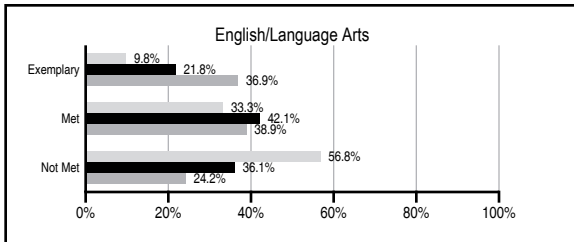
ABSOLUTE RATINGS OF ELEMENTARY SCHOOLS WITH STUDENTS LIKE OURS*

EXCELLENT	GOOD	AVERAGE	BELOW AVERAGE	AT-RISK
1	3	59	56	31

* Ratings are calculated with data available by 06/01/2010. Schools with Students Like Ours are Elementary Schools with Poverty Indices of no more than 5% above or below the index for this school.



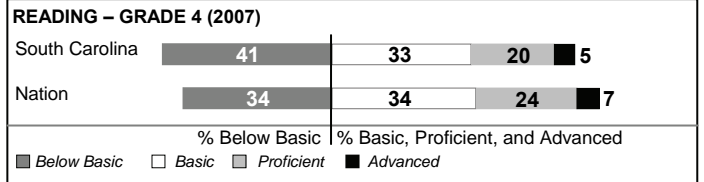
PASS PERFORMANCE

Our School
 Elementary Schools with Students Like Ours
 Elementary schools statewide



NAEP PERFORMANCE*

* Performance reported for SC and nation, data not available at school level. Percentages at NAEP Achievement Levels.



SC PERFORMANCE GOAL

2010 Goal:
 By 2010, SC's student achievement will be ranked in the top half of the states nationally. To achieve this goal, we must become one of the fastest improving systems in the country.

2020 Vision:
 By 2020 all students will graduate with the knowledge and skills necessary to compete successfully in the global economy, participate in a democratic society and contribute positively as members of families and communities.

Abbreviations Key

N/A Not Applicable N/AV Not Available N/C Not Collected N/R Not Reported I/S Insufficient Sample TBD To be determined
 NI Newly Identified CSI Continuing School Improvement CA Corrective Action RP Plan to Restructure R Restructure DELAY School Improvement Status HOLD School Improvement Status

Fairfield Elementary [Fairfield]

SCHOOL PROFILE

	Our School	Change from Last Year	Elementary Schools with Students Like Ours	Median Elementary School
Students (n=715)				
Retention rate	0.7%	Down from 2.4%	2.5%	1.9%
Attendance rate	94.5%	Down from 95.9%	96.0%	96.3%
Eligible for gifted and talented	3.7%	Up from 0.0%	2.9%	10.0%
With disabilities other than speech	10.1%	Up from 8.3%	7.5%	7.7%
Older than usual for grade	0.9%	Up from 0.3%	1.2%	0.5%
Out-of-school suspensions or expulsions for violent and/or criminal offenses	0.0%	No Change	0.0%	0.0%
Teachers (n=61)				
Teachers with advanced degrees	62.3%	Up from 60.5%	57.1%	59.4%
Continuing contract teachers	62.3%	Up from 48.8%	71.8%	80.0%
Teachers with emergency or provisional certificates	2.0%	Down from 6.3%	0.0%	0.0%
Teachers returning from previous year	69.7%	Down from 88.1%	81.7%	85.9%
Teacher attendance rate	92.1%	Down from 96.7%	95.1%	95.1%
Average teacher salary*	\$46,677	Up 1.7%	\$45,890	\$47,149
Classes not taught by highly qualified teachers	3.4%	No Change	0.3%	0.0%
Professional development days/teacher	10.7 days	Down from 11.7 days	10.7 days	11.1 days
School				
Principal's years at school	1.0	No Change	3.0	4.0
Student-teacher ratio in core subjects	16.5 to 1	Up from 14.9 to 1	16.5 to 1	18.8 to 1
Prime instructional time	83.6%	Down from 91.7%	90.0%	90.4%
Opportunities in the arts	Good	No Change	Good	Good
SACS accreditation	Yes	No Change	Yes	Yes
Parents attending conferences	100.0%	Up from 80.3%	100.0%	100.0%
Character development program	Good	Up from Average	Excellent	Excellent
Dollars spent per pupil**	\$9,134	Up 1.8%	\$8,670	\$7,458
Percent of expenditures for instruction**	70.8%	Up from 69.4%	68.5%	68.8%
Percent of expenditures for teacher salaries**	62.1%	Down from 63.9%	62.0%	63.2%
% of AYP objectives met	61.9%	Up from 53.8%	100.0%	100.0%

* Length of contract = 185+ days.

** Prior year audited financial data available.

EVALUATION RESULTS

	Teachers	Students*	Parents*
Number of surveys returned	48	49	25
Percent satisfied with learning environment	68.8%	77.1%	50.0%
Percent satisfied with social and physical environment	72.3%	73.5%	43.5%
Percent satisfied with school-home relations	41.3%	75.5%	52.2%

*Only students at the highest elementary school grade level at this school and their parents were included.

REPORT OF PRINCIPAL AND SCHOOL IMPROVEMENT COUNCIL

Fairfield Elementary School is one of two newly reconstituted schools in the district for the 2008-2009 school year. Our students chose the Pirates as their mascot and the motto is "Futuristic, Enthusiastic and Scholarly." We have attempted to live up to the motto through our beliefs and mission statement.

We believe that every student has the right and responsibility to learn; all stakeholders should communicate and collaborate cooperatively to ensure the success of all students; each student should be treated equitably and with respect; and that each student deserves appropriate educational opportunities.

The mission of Fairfield Elementary School is to prepare each student to become a responsible thinker and seeker of knowledge by assuring a comprehensive education in a safe, nurturing environment supported by our community.

In keeping with our beliefs and mission statement, we have provided many opportunities for students, parents, and the community to participate in several school events—career day, muffins for moms, doughnuts for dads, Veterans' Day, grandparents' day, literacy night, academic fair, quarterly awards programs, winter and spring concerts, character celebrations, weekly outstanding behavior recognitions, and our finale was the Broadway performance of our students in the "Aladdin" play.

Further, our school is fortunate to have students and parents actively engaged in special programs such as gifted and talented, Reading Recovery, South Carolina Reading First, green day, after school, Chamber of Commerce Lunch Mentoring Program, and accelerated reader. The parent workshops were held monthly and twice during the scheduled day for the activity. The intent was to invite and ensure that as many parents as possible were able to attend the sessions, morning or evening. We are proud of the new partnership with of the Chamber of Commerce Lunch Mentoring Program because this program afforded students in grades five and six who may have some difficulty adjusting to academic schedules social skills and/or behavior modifications to engage in on-going dialogue with business men and women from the community.

Our students attended several fieldtrips in which the parents were able to attend as chaperones—EdVenture, Riverbanks Zoo, colleges and universities, and the State Museum, to name a few.

We are equally proud of our success in benchmarks assessments held quarterly in all core areas. Students made consistent gains in science and social studies. In using the first quarter as a baseline, our students decreased in performance in mathematics and reading during the second quarter; however, there was a significant gain from second to third quarter. We are new and this is a new beginning. The future looks bright and it is evident that we have the potential to make great strides in the future.

Mildred Woodard, School Improvement Council President
Brenda P. Gilchrist, Principal

Comprehensive detail, including definitions of ratings, performance criteria, and explanations of status, is available on www.ed.sc.gov and www.eoc.sc.gov as well as school and school district websites.

Printed versions are available from school districts upon request.

Abbreviations Key

N/A Not Applicable N/AV Not Available N/C Not Collected N/R Not Reported I/S Insufficient Sample TBD To be determined
NI Newly Identified CSI Continuing School Improvement CA Corrective Action RP Plan to Restructure R Restructure DELAY School Improvement Status HOLD School Improvement Status