



SC Annual School Report Card Summary

**Geiger Elementary
Fairfield**
Grades: PK-6 Enrollment: 316
Principal: Mr. Joe E. Seibles
Superintendent: Samantha J. Ingram, Ph.D.
Board Chair: Mrs. Catherine Kennedy

PERFORMANCE

Comprehensive detail, including definitions of ratings, performance criteria, and explanations of status, is available on www.ed.sc.gov and www.eoc.sc.gov as well as school and school district websites. Printed versions are available from school districts upon request.

YEAR	ABSOLUTE RATING	GROWTH RATING	PALMETTO GOLD AND SILVER AWARD		AYP STATUS	NCLB IMPROVEMENT STATUS
			General Performance	Closing the Gap		
2009	Below Average	Below Average	TBD	TBD	Met	N/A
2008	Below Average	Good	Silver	N/A	Not Met	N/A
2007	Below Average	Below Average	N/A	N/A	Met	N/A

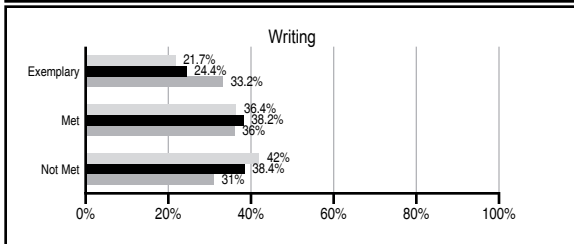
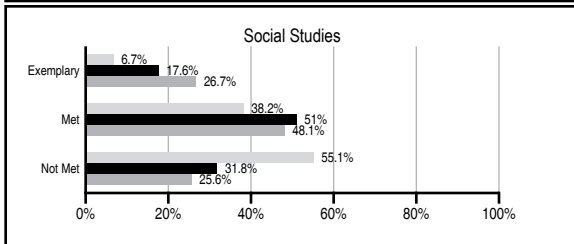
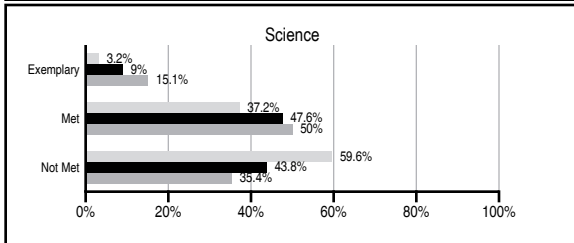
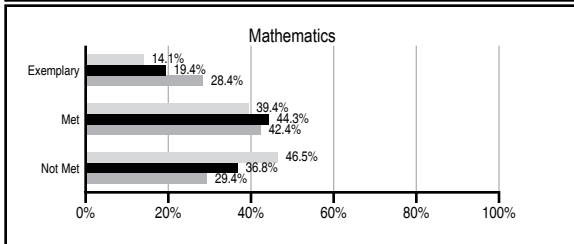
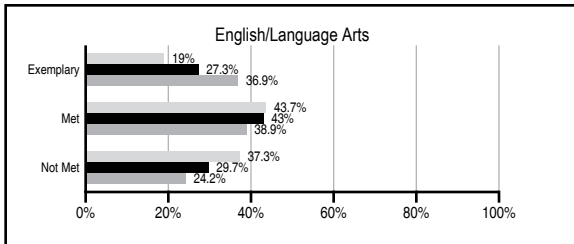
ABSOLUTE RATINGS OF ELEMENTARY SCHOOLS WITH STUDENTS LIKE OURS*

EXCELLENT	GOOD	AVERAGE	BELOW AVERAGE	AT-RISK
0	5	85	30	5

* Ratings are calculated with data available by 06/01/2010. Schools with Students Like Ours are Elementary Schools with Poverty Indices of no more than 5% above or below the index for this school.




PASS PERFORMANCE

Our School
 Elementary Schools with Students Like Ours
 Elementary schools statewide



NAEP PERFORMANCE*

* Performance reported for SC and nation, data not available at school level. Percentages at NAEP Achievement Levels.



SC PERFORMANCE GOAL

2010 Goal:

By 2010, SC's student achievement will be ranked in the top half of the states nationally. To achieve this goal, we must become one of the fastest improving systems in the country.

2020 Vision:

By 2020 all students will graduate with the knowledge and skills necessary to compete successfully in the global economy, participate in a democratic society and contribute positively as members of families and communities.

Abbreviations Key

N/A Not Applicable N/AV Not Available N/C Not Collected N/R Not Reported I/S Insufficient Sample TBD To be determined

NI Newly Identified CSI Continuing School Improvement CA Corrective Action RP Plan to Restructure R Restructure DELAY School Improvement Status HOLD School Improvement Status

Geiger Elementary [Fairfield]

SCHOOL PROFILE

	Our School	Change from Last Year	Elementary Schools with Students Like Ours	Median Elementary School
Students (n=316)				
Retention rate	0.4%	Down from 0.9%	2.5%	1.9%
Attendance rate	96.8%	Down from 97.4%	96.0%	96.3%
Eligible for gifted and talented	11.8%	Down from 15.0%	6.1%	10.0%
With disabilities other than speech	3.4%	Up from 3.2%	9.0%	7.7%
Older than usual for grade	0.4%	Up from 0.0%	0.8%	0.5%
Out-of-school suspensions or expulsions for violent and/or criminal offenses	0.0%	No Change	0.0%	0.0%
Teachers (n=24)				
Teachers with advanced degrees	58.3%	Down from 76.9%	57.0%	59.4%
Continuing contract teachers	70.8%	Up from 57.7%	76.6%	80.0%
Teachers with emergency or provisional certificates	0.0%	Down from 4.8%	0.0%	0.0%
Teachers returning from previous year	77.1%	Down from 91.5%	84.9%	85.9%
Teacher attendance rate	97.6%	Down from 99.0%	95.0%	95.1%
Average teacher salary*	\$46,771	Up 2.2%	\$46,058	\$47,149
Classes not taught by highly qualified teachers	0.0%	No Change	0.0%	0.0%
Professional development days/teacher	10.0 days	Up from 8.3 days	11.7 days	11.1 days
School				
Principal's years at school	9.0	Up from 8.0	4.0	4.0
Student-teacher ratio in core subjects	16.6 to 1	Up from 16.3 to 1	17.9 to 1	18.8 to 1
Prime instructional time	92.1%	Down from 95.5%	89.9%	90.4%
Opportunities in the arts	Good	No Change	Good	Good
SACS accreditation	Yes	No Change	Yes	Yes
Parents attending conferences	92.4%	Down from 100.0%	100.0%	100.0%
Character development program	Below Average	Down from Average	Excellent	Excellent
Dollars spent per pupil**	\$7,802	Down 6.9%	\$7,756	\$7,458
Percent of expenditures for instruction**	66.3%	Up from 64.2%	68.1%	68.8%
Percent of expenditures for teacher salaries**	59.8%	Up from 58.6%	62.1%	63.2%
% of AYP objectives met	100.0%	Up from 84.6%	100.0%	100.0%

* Length of contract = 185+ days.

** Prior year audited financial data available.

EVALUATION RESULTS

	Teachers	Students*	Parents*
Number of surveys returned	22	31	21
Percent satisfied with learning environment	86.4%	71.0%	55.0%
Percent satisfied with social and physical environment	95.5%	80.6%	61.9%
Percent satisfied with school-home relations	63.6%	87.1%	66.7%

*Only students at the highest elementary school grade level at this school and their parents were included.

REPORT OF PRINCIPAL AND SCHOOL IMPROVEMENT COUNCIL

Geiger Elementary School's main goal is to continue to strive to develop well-rounded students. We will continue to focus on making academic gains to help us in attaining our goal of increasing the percentage of students scoring proficient and advanced. We are committed to providing a challenging, safe, and positive learning environment where all children can reach their highest potential. The teachers, faculty, and staff strived daily to develop academic, leadership, and social skills in each student. The teachers worked to help improve student attitudes towards learning in order to ensure their success in the future. Our committed staff, dedicated parents, active Parent Teacher Organization, and Student Improvement Council work closely with us to make learning enjoyable for each and every one of our 320 students.

Geiger Elementary School achieved an "Average" growth rating on the 2008 annual school report card. GES received the state's Palmetto Silver Award in recognition of our students' academic success. Our school implemented single-gender classes in 5th and 6th grade. As well as teaching academics, we also focused on the development of their public speaking skills, confidence and self-esteem, and the importance continuing their education.

In addition to academics being a major part of our school culture, we also focused on helping our students become productive citizens in the world. Our guidance counselor, along with the help of other staff and community leaders, worked with our students on character education and service learning. The student council sponsored Thanksgiving and Christmas canned food drives; the proceeds were used to provide food baskets to needy families. These opportunities showed our students the importance of giving back to the community.

Comprehensive detail, including definitions of ratings, performance criteria, and explanations of status, is available on www.ed.sc.gov and www.eoc.sc.gov as well as school and school district websites.

Printed versions are available from school districts upon request.

Abbreviations Key

N/A Not Applicable N/AV Not Available N/C Not Collected N/R Not Reported I/S Insufficient Sample TBD To be determined
 NI Newly Identified CSI Continuing School Improvement CA Corrective Action RP Plan to Restructure R Restructure DELAY School Improvement Status HOLD School Improvement Status