



# SC Annual School Report Card Summary

McCrorey-Liston Elementary  
 Fairfield  
 Grades: PK-6 Enrollment: 191  
 Principal: Chandra M. Bell  
 Superintendent: Samantha J. Ingram, Ph.D.  
 Board Chair: Mrs. Catherine Kennedy

## PERFORMANCE

Comprehensive detail, including definitions of ratings, performance criteria, and explanations of status, is available on [www.ed.sc.gov](http://www.ed.sc.gov) and [www.eoc.sc.gov](http://www.eoc.sc.gov) as well as school and school district websites. Printed versions are available from school districts upon request.

YEAR	ABSOLUTE RATING	GROWTH RATING	PALMETTO GOLD AND SILVER AWARD		AYP STATUS	NCLB IMPROVEMENT STATUS
			General Performance	Closing the Gap		
2009	Below Average	Average	TBD	TBD	Met	N/A
2008	Below Average	At-Risk	N/A	N/A	Not Met	N/A
2007	Below Average	Average	N/A	N/A	Met	N/A

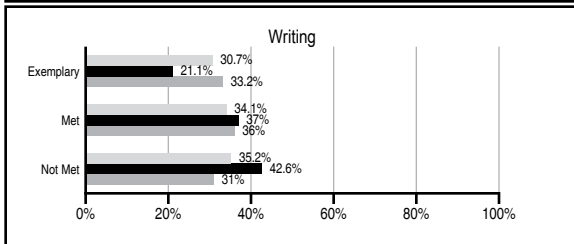
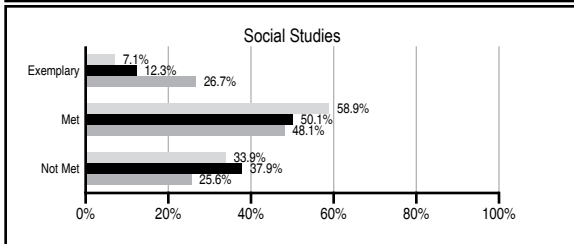
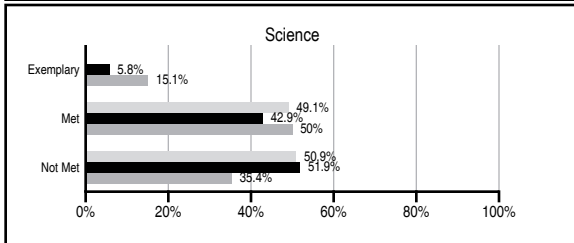
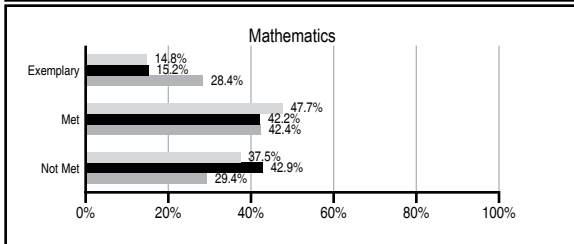
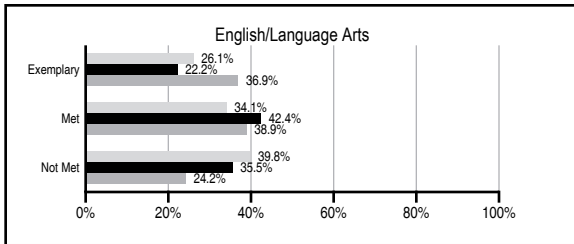
## ABSOLUTE RATINGS OF ELEMENTARY SCHOOLS WITH STUDENTS LIKE OURS\*

EXCELLENT	GOOD	AVERAGE	BELOW AVERAGE	AT-RISK
1	3	71	64	32

\* Ratings are calculated with data available by 06/01/2010. Schools with Students Like Ours are Elementary Schools with Poverty Indices of no more than 5% above or below the index for this school.



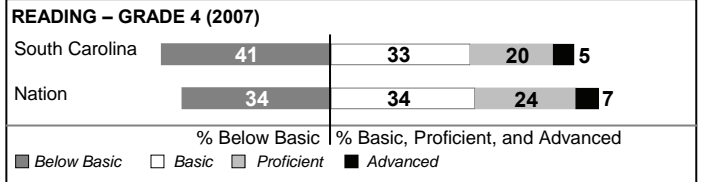
## PASS PERFORMANCE

Our School
  Elementary Schools with Students Like Ours
  Elementary schools statewide



## NAEP PERFORMANCE\*

\* Performance reported for SC and nation, data not available at school level. Percentages at NAEP Achievement Levels.



### SC PERFORMANCE GOAL

**2010 Goal:**  
 By 2010, SC's student achievement will be ranked in the top half of the states nationally. To achieve this goal, we must become one of the fastest improving systems in the country.

**2020 Vision:**  
 By 2020 all students will graduate with the knowledge and skills necessary to compete successfully in the global economy, participate in a democratic society and contribute positively as members of families and communities.

### Abbreviations Key

N/A Not Applicable N/AV Not Available N/C Not Collected N/R Not Reported I/S Insufficient Sample TBD To be determined  
 NI Newly Identified CSI Continuing School Improvement CA Corrective Action RP Plan to Restructure R Restructure DELAY School Improvement Status HOLD School Improvement Status

# McCrorey-Liston Elementary [Fairfield]

## SCHOOL PROFILE

	Our School	Change from Last Year	Elementary Schools with Students Like Ours	Median Elementary School
<b>Students (n=191)</b>				
Retention rate	0.0%	Down from 1.1%	2.5%	1.9%
Attendance rate	96.8%	Down from 97.1%	96.0%	96.3%
Eligible for gifted and talented	0.0%	Down from 12.1%	3.3%	10.0%
With disabilities other than speech	5.2%	Down from 5.4%	7.5%	7.7%
Older than usual for grade	0.0%	No Change	1.1%	0.5%
Out-of-school suspensions or expulsions for violent and/or criminal offenses	0.0%	No Change	0.0%	0.0%
<b>Teachers (n=16)</b>				
Teachers with advanced degrees	81.3%	Up from 77.3%	57.1%	59.4%
Continuing contract teachers	87.5%	Up from 59.1%	71.2%	80.0%
Teachers with emergency or provisional certificates	0.0%	No Change	0.0%	0.0%
Teachers returning from previous year	82.7%	Down from 90.5%	82.1%	85.9%
Teacher attendance rate	99.5%	Up from 97.6%	95.2%	95.1%
Average teacher salary*	\$52,810	Up 11.4%	\$45,790	\$47,149
Classes not taught by highly qualified teachers	0.0%	No Change	0.0%	0.0%
Professional development days/teacher	10.6 days	Down from 11.3 days	10.7 days	11.1 days
<b>School</b>				
Principal's years at school	2.0	Up from 1.0	3.0	4.0
Student-teacher ratio in core subjects	14.7 to 1	Up from 9.6 to 1	16.7 to 1	18.8 to 1
Prime instructional time	93.8%	Up from 93.2%	90.1%	90.4%
Opportunities in the arts	Good	No Change	Good	Good
SACS accreditation	Yes	No Change	Yes	Yes
Parents attending conferences	100.0%	No Change	100.0%	100.0%
Character development program	Good	No Change	Good	Excellent
Dollars spent per pupil**	\$11,050	Down 1.9%	\$8,646	\$7,458
Percent of expenditures for instruction**	66.1%	Up from 63.3%	68.2%	68.8%
Percent of expenditures for teacher salaries**	61.8%	Up from 58.9%	62.0%	63.2%
% of AYP objectives met	100.0%	Up from 53.8%	100.0%	100.0%

\* Length of contract = 185+ days.

\*\* Prior year audited financial data available.

## EVALUATION RESULTS

	Teachers	Students*	Parents*
Number of surveys returned	17	16	9
Percent satisfied with learning environment	76.5%	100.0%	I/S
Percent satisfied with social and physical environment	94.1%	100.0%	I/S
Percent satisfied with school-home relations	52.9%	86.7%	I/S

\*Only students at the highest elementary school grade level at this school and their parents were included.

## REPORT OF PRINCIPAL AND SCHOOL IMPROVEMENT COUNCIL

McCrorey-Liston Elementary School continues to strive towards academic excellence by providing an atmosphere that promotes student achievement. This school year, we have continued to prioritize teaching and learning in our school. The faculty and staff were focused and committed to meeting our students' academic needs. This year, we implemented SRA's Open Court Phonics program into our language arts curriculum in grades K-2. We also differentiated our instruction through the use of literacy centers and small group instruction in all grades during a two-hour uninterrupted instructional block.

We continue our efforts to provide students in grades kindergarten through sixth with daily intervention to support each student's individual needs. Academic tutors provided daily support for students in grades five and six in the areas of reading and math. Students in grades kindergarten through sixth participated in a daily "Math Blitz" to strengthen their math skills.

This year, we were fortunate to have a Parent Liaison to assist us with increasing our home-school partnerships. Our school had an increase in the number of parents and community volunteers who participated in school-wide activities. Some of the activities included monthly parenting workshops, Parent Teacher Organization, School Improvement Council, Fall Carnival, Parent Test Prep Nights, and other school-wide activities.

McCrorey-Liston students received several awards this year. Two fourth graders won first and third place at the Fairfield County District's Spelling Bee. We had four second place winners and two third place winners in the district's science fair. We also had several students awarded certificates at the district and state level for their participation in the USC Math Fest, State Superintendent's Writing Award, District Reading Initiative, and South Carolina Junior Beta Club Competition.

Our students built character through service learning projects and leadership opportunities throughout the school year. Some of the leadership opportunities included Ladies of Excellence, Student Council, Jr. Beta Club, Safety Patrol, School Store, and Morning News Show. The Character Education program was implemented through daily lessons and messages on our morning news show.

Chandra Bell, Principal  
Katrina Tolbert, SIC Chairperson

Comprehensive detail, including definitions of ratings, performance criteria, and explanations of status, is available on [www.ed.sc.gov](http://www.ed.sc.gov) and [www.eoc.sc.gov](http://www.eoc.sc.gov) as well as school and school district websites.

Printed versions are available from school districts upon request.

### Abbreviations Key

N/A Not Applicable N/AV Not Available N/C Not Collected N/R Not Reported I/S Insufficient Sample TBD To be determined  
NI Newly Identified CSI Continuing School Improvement CA Corrective Action RP Plan to Restructure R Restructure DELAY School Improvement Status HOLD School Improvement Status